

**The Use of Powtoon as Teaching Media**

**Presented to the Department of English Language Education as Partial  
Fulfilment of the Requirements to Obtain the Sarjana Pendidikan Degree in  
English Language Education**



**Conveyed By :**

**FEBY NADIA PUTRI**

**17322040**

**DEPARTMENT OF ENGLISH LANGUAGE EDUCATION**

**FACULTY OF PSYCHOLOGY AND SOCIOCULTURAL SCIENCE**

**UNIVERSITAS ISLAM INDONESIA**

**YOGYAKARTA**

**2021**

**APPROVAL SHEET**

**The Use of Powtoon as Teaching Media**

**By**

**Feby Nadia Putri**

**17322040**



**Approved on August 30, 2021**

**By**

**Supervisor**

A handwritten signature in blue ink, appearing to read 'Ista Maharsi', with a horizontal line underneath.

**Ista Maharsi, S.S., M.Hum**

**NIP. 056130501**

**RATIFICATION SHEET**

**The Use of Powtoon as Teaching Media**

**By**

**Feby Nadia Putri**

**17322040**

Defended before the Board of Examiners on Thursday, November 18<sup>th</sup>, 2021 and

Declared Acceptable

Board of Examiners Chairperson : Dr. Ista Maharsi, S.S., M.Hum.

First Examiner : Adam Anshori, S.S., M.A.

Second Examiner : Intan Pradita, S.S., M.Hum.

Yogyakarta, December 7<sup>th</sup>, 2021

English Language Education Department

Faculty of Psychology and Socio-Cultural Sciences

Universitas Islam Indonesia

Head Department



Irma Widy Astuti, S.S., M.Hum

NIP: 062216005

## STATEMENT OF WORK'S ORIGINALITY

### STATEMENT OF WORK'S ORIGINALITY

Honestly, I declare that this best practice is originally written by me. This best practice does not contain the work or parts of the work of other people, except those cited in quotations and references, as a scientific paper should.

Yogyakarta, 22 October 2021

The Researcher



Feby Nadia Putri

17322040

## **MOTTO**

*“Do not lose hope nor be sad.”*  
**(Q.S Ali Imran: 39)**

*“So remember Me, I will remember you. And be grateful to Me and do not deny Me”*  
**(Q.S Al-Baqarah 152)**

*“A friend is one that knows you as you are, understands where you have been, accepts what you have become, and still, gently allows you to grow.”*  
**(William Shakespeare)**

*“Happy is when we smile more often, more brave to dream, laugh more easily, and more grateful.”*  
**(Merry Riana)**

*“If you can learn to love yourself and all the flaws, you can love other people so much better. And that makes you so happy.”*  
**(Kristin Chenoweth)**

## **DEDICATION**

To my parents, sisters and all supporters thank you for always being there for me.

Especially for my father, I am fully dedicated to this thesis to my late him in heaven.

To myself, thank you for always trying the best to finish this last project. You are great, patient,  
and strong woman. I love myself.

-Dear Me

## ACKNOWLEDGEMENT

بِسْمِ اللَّهِ الرَّحْمَنِ الرَّحِيمِ

Alhamdulillahirobbil ‘alamin, praise for Allah SWT for all the blessing and grace to enable me to complete this best practice as a partial fulfilment to obtain the degree Sarjana Pendidikan in English Language Education Department. Sholawat and greetings also sent to the Prophet Muhammad sallallaahu ‘alaihi wa sallam.

First of all, I wanna say thank you to my beloved supervisor, Dr. Ista Maharsi, S.S., M.Hum. who patiently guide and support me in completing this study. And I would like to express my sincere gratitude to:

1. My parents, Rusmini, who always loved me and always pray that I become a better person and Suprpto (alm./rahimahullah), who always supported me during my journey working on my thesis. Thank you papah and mamah for raising and educating me well during my life. I really love you both.
2. Two sisters, Rika Agustin Pradipta and Kiki Juwita Wulandari, the best sister who always love me and always give me motivation. Thank you for everything. I love you both.
3. The Dean of Faculty of Psychology and Socio-cultural Sciences, Islamic University of Indonesia Yogyakarta, Dr. H. Fuad Nashori, S.Psi. M. Psi. M. Ag. Psikolog.
4. The Head of English Language Education Department, Islamic University of Indonesia, Irma Windy Astuti, S.S., M.Hum.

5. My DPA, Intan Pradita, S.S., M.Hum., and English Language Education Department lecturers and staff who helped me a lot while I was studying at PBI UII.
6. Herna Sari and Ulfatur Rahmi, thank you very much for being my best friend, always being a good listener and helping me to enjoy the good times, “Grup Jenius” (Guntur Aditya J.S Putro, Nindy Fachuli Jannah, Hasri Qurratu Aini, and Lu’luatul Awaliyah) thank you so much for always supporting me, listening to all my stories, and always making me happy and also dearest friends of English Language Education Department batch 2017 who has given the most beautiful memories of 4 years with you all.
7. Rana Sausan, thank you for always sharing about all many things and always reminds me of this thesis.
8. Indriani Yulia P., Indriani Widyastuti, Iqlima M.M, Aprilia Vitri K., Nita Febriani thank you so much for sharing all about many things in my bedroom while I was in the boarding house.
9. Merry Ayu Gestuti, Yusantia Aprian, Karima Widya Hapsari, Nur Rahmah, Muhammad Yasir, Yulia Kartika, Deva Mauliyana Devi and Nelisa Galingging thank you for always make me happy and laugh when we share the stories each other in Sampit city.

Yogyakarta, 22 Oktober 2021



Feby Nadia Putri



# TABLE OF CONTENTS

<b>APPROVAL SHEET</b> .....	<b>i</b>
<b>RATIFICATION SHEET</b> .....	<b>ii</b>
<b>STATEMENT OF WORK'S ORIGINALITY</b> .....	<b>iii</b>
<b>MOTTO</b> .....	<b>iv</b>
<b>DEDICATION</b> .....	<b>v</b>
<b>ACKNOWLEDGEMENT</b> .....	<b>vi</b>
<b>TABLE OF CONTENTS</b> .....	<b>viii</b>
<b>LIST OF PICTURES</b> .....	<b>1</b>
<b>ABSTRACT</b> .....	<b>2</b>
<b>CHAPTER I BACKGROUND</b> .....	<b>3</b>
<b>CHAPTER II CONSTRUCT</b> .....	<b>4</b>
<b>CHAPTER III IMPLEMENTATION</b> .....	<b>5</b>
a) Step 1: Preparation. ....	Error! Bookmark not defined.
b) Step 2: Implementation. ....	Error! Bookmark not defined.
c) Step 3: Evaluation. ....	Error! Bookmark not defined.
<b>CHAPTER IV CONCLUSION</b> .....	<b>8</b>
<b>REFERENCES</b> .....	<b>9</b>
<b>APPENDIX I - Lesson Plan</b> .....	<b>10</b>
a) Tujuan Pembelajaran.....	<b>10</b>
b) Kegiatan Pembelajaran .....	<b>11</b>
c) Instrument Penilaian .....	<b>15</b>
<b>APPENDIX II – Handout about Invitation</b> .....	<b>16</b>
<b>APPENDIX III – Worksheet</b> .....	<b>21</b>
<b>APPENDIX IV (Feedback about Powtoon Video)</b> .....	<b>23</b>

## LIST OF PICTURES

<b>Pictures 1.1</b> Powtoon videos in Youtube.....	<b>10</b>
--	-----------

# **The Use of Powtoon as Teaching Media**

By

**Feby Nadia Putri**

17322040

## **ABSTRACT**

This Best Practice aims to describe the steps of teaching English by using powtoon. Teaching media is an intermediary tool used by teachers to deliver teaching materials to students in the teaching and learning process to achieve certain learning objectives. Based on what I found during Field Study Program, there are grade XI high school students whose interest in learning has decreased in learning English, because of the monotonous English learning method, which makes students bored. That's why I made a Powtoon-based animated video so that students become more interested in learning English. I use Powtoon-based animated videos while learning English through online learning because I want to know how effectively students can understand the lessons delivered by the teacher using Powtoon-based animated videos. I only did this research for grade XI high school students. The results of the observations I made when the Powtoon-based animated video was used were that students became more active and more interested in learning English. In addition, they can also learn English material through Powtoon-based animated videos that I have uploaded on Youtube and shared with students via Google Classroom.

*Keywords: Teaching media, learning media, animated video*

## **CHAPTER I**

### **BACKGROUND**

During the COVID-19 pandemic, all teaching and learning activities were shifted from face-to-face to online, especially in affected areas. Therefore, the implementation of Field Study Program 2020 has been converted into online teaching practice.

This study was conducted in a high school in Sampit, East Kotawaringin, Central Kalimantan, Indonesia. Based on the high school's official website, there are 70 teachers and staff at the school. There are currently five English teachers consisting of two female English teachers and three male English teachers. Moreover, one of them is also the headmaster.

I realized that this class is very responsive for the first time I observed grade XI by online learning and accompanied by Guru Pembimbing Lapangan. They had positive vibe.

In addition, their knowledge is extensive, some of them understand the English language very well. Meanwhile, those who don't understand English still try to participate even though it makes them bored because the learning method is monotonous, so I use powtoon to make the learning process interesting.

Based on the observation result, I chose Powtoon as a media platform that made learning more accessible with the material in a video. Students could watch the Powtoon video that the researcher has made through the YouTube link shared on Google Classroom. It was expected that Powtoon could be an alternative learning media to help the student be motivated about the material discussed in the class.

## **CHAPTER II**

### **CONSTRUCT**

Media such as visual media, audio, audiovisual, and computer-based media, are used to facilitate communication and learning (Smaldino, 2004). According to Laksmi, Yasa, Mirayani (2021), PowToon is an application used by teachers and people in general to make an instruction video or learning media with interesting animated features and plenty of transition effects.

## **CHAPTER III IMPLEMENTATION**

The section explained about Powtoon implementation as a learning media to teach English.

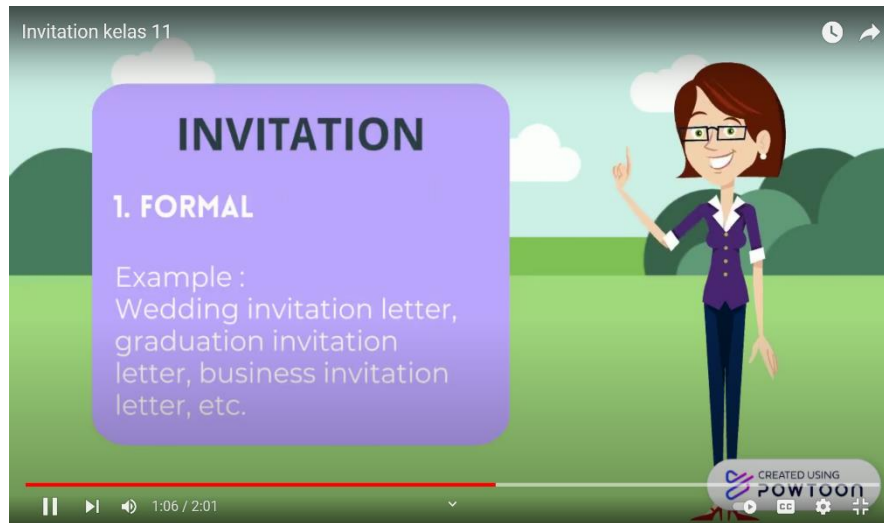
### **A. Step 1 : Preparation**

First of all, I told the students the purpose of using the PowToon in learning English about Invitation, then I instructed for students to watching the video and listening to a brief explanation of Invitation in an animated video from the Powtoon that I have made and which has been uploaded to Youtube. I shared a Youtube link with students via Google Classroom that students could access easily and also could watch the Powtoon animation repeatedly.

This video explains the material about invitation, starting from the definition until the types of invitations.

### **B. Step 2 : Implementation**

In this activity, the teacher explains about the invitation. After a brief explanation, the teacher asked the students to watch the Powtoon learning video about Invitation with a YouTube link that has been shared in Google Classroom.



**Pictures 1.1 Powtoon videos in Youtube**

Here, I try to attract students' attention by using the Powtoon animated learning video that I have made. With various animated features and attractive templates, it makes students more enthusiastic, the learning method are not monotonous and makes students not easily bored. After that, when the students watched the Powtoon learning video, the students took notes (write down the important things from invitation material) to be able to study it again. It is important for students to understand teaching material because students are more interested when the teacher is using learning media such as Powtoon video rather than being explained as usual without using any learning media. **(in Appendix III).**

After watching the video and reading the handout, I gave exercises to students with the aim of knowing whether students understood the material I explained or not. If there are students who still don't understand English material, they can contact them via private WhatsApp chats outside of class.

### **C. Step 3 : Evaluation**

During the learning process, based on my observation this was how the students in the classroom:

1. When using the Powtoon, students were more interested and more enthusiastic in learning. Because the students were very interested in Powtoon learning media, it was easier for the students to understand the material presented by the teacher. Not only that, I also tried to communicate with the students. Students will be more enthusiastic about learning without any fear.
2. As a teacher, I must take initiative to make a louder voice with clear pronunciation, this way students attention will be shifted to me.
3. Powtoon is an interesting media for teaching. The teacher did not forget to ask students to read the handout containing additional invitation material such as the example of pictures of formal and informal invitation letters.



## **CHAPTER IV**

### **CONCLUSION**

It can be concluded that Powtoon is a web-based application for creating an interesting learning animation video with various features. Powtoon can help teachers in creating the video material to make the learning method are not monotouns and students interested in the video. Using the Powtoon to teach English to high school students can be a good alternative because students will more enthusiastic and not get bored easily.

## REFERENCES

Laksmi, N. P. (2021, June 29). THE USE OF ANIMATION VIDEO AS LEARNING MEDIA FOR YOUNG LEARNER TO IMPROVE EFL STUDENTS' MOTIVATION IN LEARNING ENGLISH. *LINGUA : JURNAL PENDIDIKAN BAHASA*, 1-11.  
doi:<https://doi.org/10.34005/lingua.v17i1.1378>

Smaldino, S. E., Heinich, R., & Russell, J. D. (2004). *Instructional Technology and Media for Learning*.

## **APPENDIX I - Lesson Plan**

### **Rencana Pelaksanaan Pembelajaran**

Nama Sekolah	: SMA Negeri 1 Sampit
Mata Pelajaran	: Bahasa Inggris
Kelas/ Semester	: XI / Ganjil
Materi Pembelajaran	: Invitation Letter
Alokasi Waktu	: 2-3x Pertemuan (75 menit)
Tahun Pelajaran	: 2020/2021
Model Pembelajaran	: Task-Based Learning

#### **a) Tujuan Pembelajaran**

Setelah mengikuti kegiatan pembelajaran dengan model Task-Based learning, siswa dapat: membedakan, menangkap makna dan menyusun teks khusus dalam bentuk undangan resmi lisan dan tulis, terkait dengan kegiatan sekolah/tempat kerja, dengan memperhatikan fungsi sosial, struktur teks, dan unsur kebahasaan secara benar dan sesuai konteks

**b) Kegiatan Pembelajaran**

• **Pertemuan ke 1**

<b>Aktivitas siswa/guru</b>	<b>Alokasi waktu</b>
<b>Pendahuluan (Via Zoom):</b> <ul style="list-style-type: none"><li>● Berdoa</li><li>● Greetings</li><li>● Guru memperkenalkan diri serta memberikan motivasi untuk siswa agar dapat menerima materi pembelajaran.</li><li>● Guru memeriksa kehadiran.</li><li>● Guru menyampaikan tujuan pembelajaran.</li><li>● Guru memberikan apersepsi.</li></ul>	<b>15'</b>
<b>Kegiatan Inti (Google Classroom):</b> <ul style="list-style-type: none"><li>● Guru mengirimkan video pembelajaran mengenai <i>invitation</i> beserta handout dan contohnya di Google Classroom.</li><li>● Siswa memperhatikan video pembelajaran POWTOON mengenai <i>invitation letter formal &amp; informal</i> dengan teliti yang sudah dikirimkan ke Google Classroom.</li><li>● Siswa memahami informasi mengenai fungsi sosial, dan struktur teks khusus dalam bentuk undangan resmi melalui video dengan baik.</li><li>● Siswa menguatkan pemahaman konsep mengenai ungkapan yang menyatakan undangan secara formal dalam bentuk tulisan dengan mengerjakan worksheet yang telah disampaikan oleh guru.</li><li>● Siswa menangkap makna dengan mencari contoh undangan lain dari berbagai sumber (surat undangan osis atau surat organisasi lain).</li></ul>	<b>50'</b>

<p><b>Penutup (Google Classroom):</b></p> <ul style="list-style-type: none"> <li>● Guru membimbing siswa untuk menyimpulkan materi yang telah dipelajari hari ini melalui Voice Note.</li> <li>● Guru memberitahu kepada para siswa rencana kegiatan pembelajaran untuk pertemuan selanjutnya melalui Voice Note.</li> <li>● Guru memberikan apresiasi kepada siswa.</li> <li>● Penutup</li> </ul>	<p><b>10'</b></p>
--	-------------------

● **Pertemuan ke 2**

Aktivitas siswa/guru	Alokasi waktu
<p><b>Pendahuluan (WhatsApp Group):</b></p> <ul style="list-style-type: none"> <li>● Berdoa</li> <li>● Greetings</li> <li>● Pemeriksaan kehadiran dengan via WhatsApp</li> <li>● Menyampaikan tujuan pembelajaran</li> <li>● Memberikan apersepsi</li> </ul>	<p><b>15'</b></p>
<p><b>Kegiatan Inti (WhatsApp Group):</b></p> <ul style="list-style-type: none"> <li>● Siswa menunjukkan persiapan untuk membuat surat undangan resmi.</li> <li>● Siswa berkreasi dalam membuat formal <i>invitation letter</i> dengan menggunakan email terhadap topik yang telah ditentukan.</li> <li>● Siswa mengirimkan hasil karyanya ke alamat email guru.</li> </ul>	<p><b>50'</b></p>

<p><b>Kegiatan Penutup (WhatsApp Group):</b></p> <ul style="list-style-type: none"> <li>● Menyimpulkan materi yang telah dipelajari hari ini.</li> <li>● Menginformasikan kembali tugas yang harus dikumpulkan.</li> </ul>	<p><b>10'</b></p>
--	-------------------

<p><b>Aktivitas siswa/guru</b></p>	<p><b>Alokasi waktu</b></p>
<p><b>Pendahuluan (WhatsApp Group):</b></p> <ul style="list-style-type: none"> <li>● Berdoa (dalam hati)</li> <li>● Greetings</li> <li>● Pemeriksaan kehadiran dengan list masing-masing nama di via WhatsApp</li> <li>● Menyampaikan tujuan pembelajaran</li> </ul>	<p><b>15'</b></p>
<p><b>Kegiatan Inti (WhatsApp Group &amp; Bentuk fisik):</b></p> <ul style="list-style-type: none"> <li>● Guru memberitahukan tentang kegiatan yang akan dilakukan yaitu membuat surat undangan non-resmi.</li> <li>● Siswa menunjukkan persiapan untuk membuat surat undangan non-resmi.</li> <li>● Siswa berkreasi dalam membuat informal invitation letter dengan menggunakan kartu sesuai dengan topik yang telah ditentukan.</li> <li>● Perwakilan siswa mengirimkan hasil karyanya berupa bentuk fisik.</li> </ul>	<p><b>30'</b></p>

<b>Kegiatan Penutup (WhatsApp Group):</b>	<b>10'</b>
<ul style="list-style-type: none"><li>• Menyimpulkan materi yang telah dipelajari hari ini.</li><li>• Penutup</li></ul>	
<ul style="list-style-type: none"><li>• Pertemuan ke 3</li></ul>	

c) **Instrument Penilaian**

No.	Aspek	Teknik	Bentuk instrumen/soal
1.	Penilaian Sikap Spiritual dan Sikap Sosial	Observasi	Jurnal
2.	Penilaian pengetahuan	Tes Tertulis (written)	Mengidentifikasi struktur teks khusus dalam bentuk undangan resmi dengan menulis jawaban di kolom penugasan Google Classroom.
3.	Penilaian keterampilan	Penugasan (Writing)	Membuat formal & informal <i>invitation letter</i> dengan menggunakan email dan kartu terhadap topik yang telah ditentukan.

Mengetahui,  
Kepala Sekolah

Sampit, September 2020  
Guru Mata Pelajaran

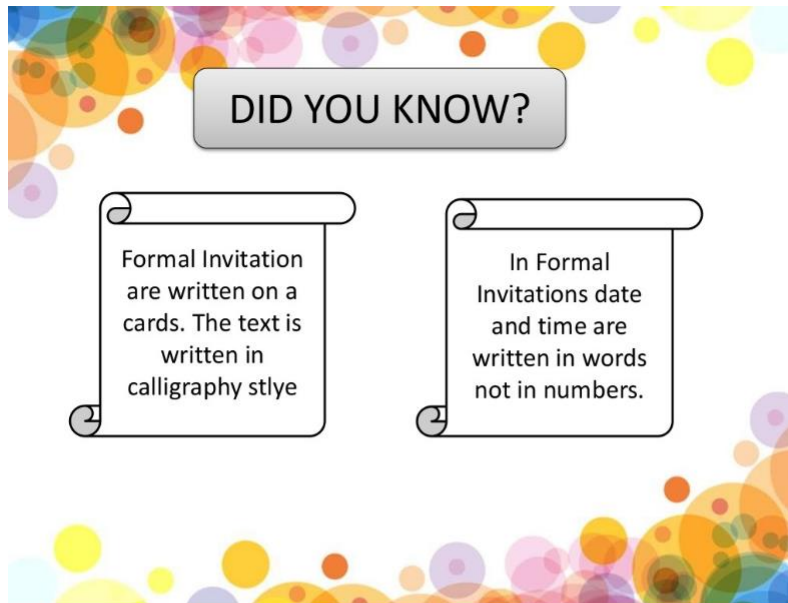
.....  
NIP.....

.....  
NIP.....

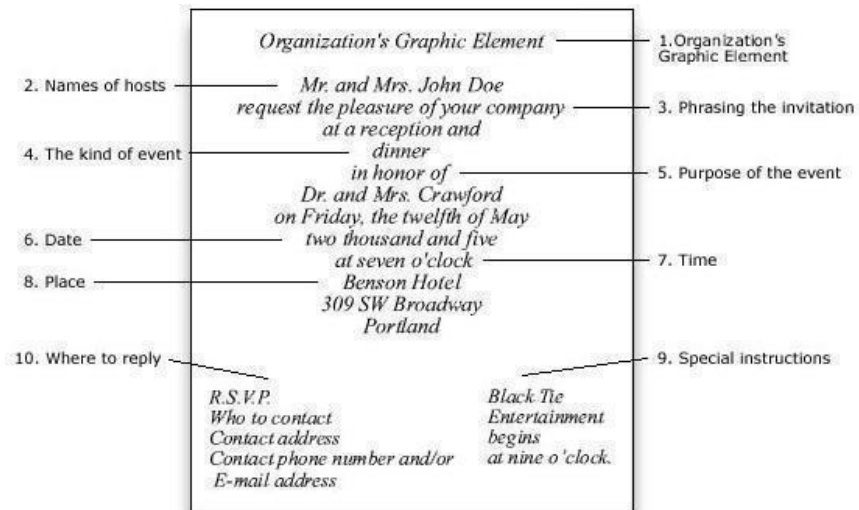


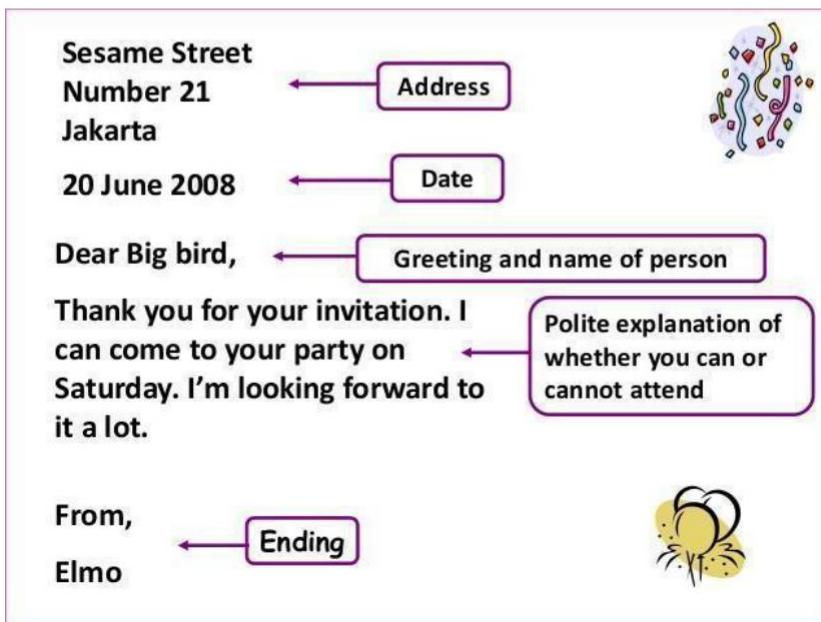
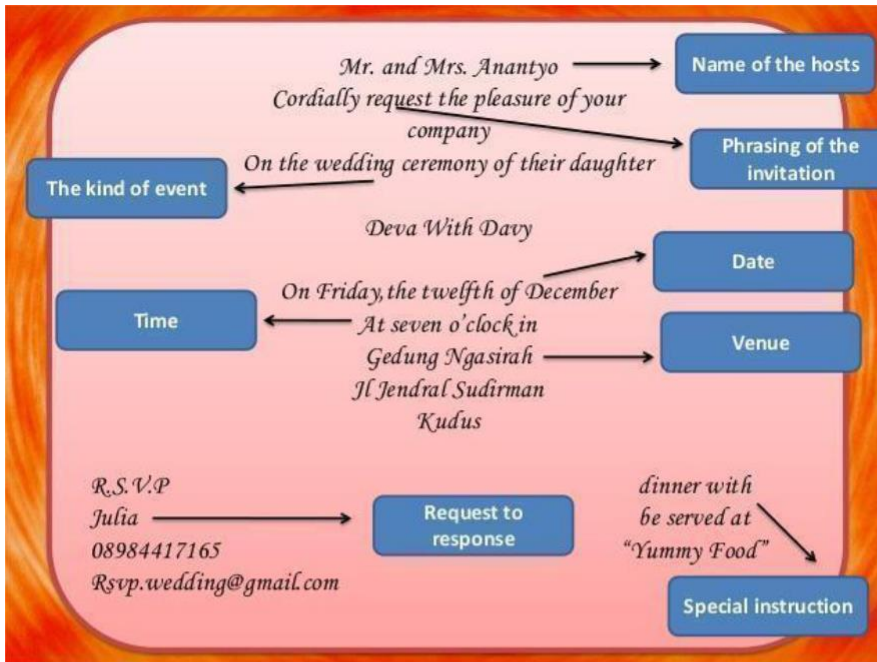
## APPENDIX II – Handout about Invitation

In this Handout, it contains additional material on the differences between formal and informal invitations, how to write an invitation letter, and then examples of formal and informal invitations in the form of an images.



## Example of Formal & Informal Invitation Template :





## EXAMPLE OF FORMAL INVITATION

### 1. Wedding Invitation



## 2. Dinner Invitation



## EXAMPLE OF INFORMAL INVITATION

### 1. Reunion

DATE

RE: 25th Reunion of Class of 1990 Name of University or High School

Dear Name of Recipient:

Some of us haven't seen each other since our 10th reunion and some of us live near each other, but this is everyone's chance to get together 25 years after leaving school.

We have arranged a two day celebration starting at 6:00pm on DATE for a family-friendly get-together, dinner and dancing at the Name of Venue. This is your chance to dress-up a bit. The next day we have arranged a cruise on the lake for the whole family as well as swimming and kayaking and lunch on the beach. Feel free to dress as casually as you want.

In order to make this day special, we would like to know as soon as possible if you will attend and bring your family. Please fill out the enclosed registration form and return it to me with \$50 per adult that will attend. Children under 18 years are free. You can get more information and tips about discount hotel reservations on our website [www.reunion.com](http://www.reunion.com).

Hope to see you there.

### 2. Birthday party

4, Utopia Road  
Heliopolis  
Cairo

11<sup>th</sup> June, 2016

*Dear Hoda,*

*I am very happy to write to you again. I am holding a small party on the 1<sup>st</sup> of July, at home. It is my birthday and I hope that you come.*

*The party should start about 7 pm and will probably go on until midnight. I shall probably wear jeans. Your presence is valuable, please confirm.*

*Yours,  
Jailan*

### APPENDIX III – Worksheet

#### STUDENT'S WORKSHEET

Name :  
Class :  
Topic : INVITATION  
Instruction : Individually, do the following activities.

Activity 1. Arrange the jumbled sentences to make a sequential invitation. Then, analyze the structure/elements of the text by giving the sign.

- 1. We are happy to inform you that. Kastania group has started another project named Day Care Kid Center within the Paradiso Community. It will provide care and training for little children in the community when their parents are busy with their work. New Modern facilities are available for 100 new kids from 6 months to 5 years of age.**
- 2. January 15. 2015**
- 3. We are extremely thankful if you have a chance to be a part of our celebration. Kindly inform us if you are able to come and for further information.**
- 4. Joshua Amadi  
Jl. Mutiara 11  
Bengkulu**
- 5. Yours Sincerely**
- 6. Dear Mr. Amadi**
- 7. Kartika Chandra  
Director**
- 8. The opening ceremony of our day care center is planned for Thursday, January, 23 at 11.00 am. It will be attended by the Mayor and the stakeholders, such as business partners, social welfare organizations, community representatives, and a few parents who have already registered their children.**

Activity 2. Complete the following statements based on the text in activity 1.

1. Amadi probably works for a ..... company.
2. Amadi is possibly a ..... At this company.
3. Amadi had to attend because .....
4. The training will be beneficial for Amadi because.....
5. If Amadi joins the training, he should.....

#### APPENDIX IV (Feedback about Powtoon animated video) :

- Halo kak Feb, menurut Rizny tentang video pembelajaran berbasis POWTOON "INVITATION" yang telah di share pada 1 September kemarin untuk keperluan APPENDIX (lampiran) dalam skripsi Kak Feb, video pembelajaran ini lumayan bagus. Ada beberapa alasan yang Rizny akan sampaikan terkait pendapat Rizny.
- 1. Dari konsep videonya, menurut Rizny pribadi, sangat mudah untuk dipahami. Dengan menggunakan animas dan penjelasan yang cukup singkat. Akan tetapi, menurut Rizny, suara dari pembicara/suara kak Feb di video agak di besarin lagi, karena hampir tenggelam dgn suara pendamping / backsound nya.
  - 2. Berdasarkan penjelasannya, mungkin bisa ditambahkan satu contoh teks invitation agar lebih jelas lagi. Mungkin kakak bisa perbaiki di video pembelajarannya selanjutnya. Dan terkait duras video, mungkin lebih dipanjangin dikit lagi hehe...
  - 3. Dari teks yang ditampilkan dan kualitas videonya, sudah sangat bagus dan jelas.
  - 4. Ini pertama kalinya, Rizny melihat video pembelajaran (dari sekolah) yang menggunakan animasi berbasis POWTOON. Menurut Rizny, cara ini efektif untuk pembelajaran agar mudah memahami suatu materi, Semoga SMANSA punya video pembelajaran<sup>tersebut</sup> seperti yang kak Feb. Dan semoga sukses selalu buat kak Feb.

No. ~~Feedback~~ Feedback Date:

Menurut saya tentang video pembelajaran POWTOON yang dibuat sama ka Feb ini lumayan bagus. Ada beberapa alasan terkait saya menyatakan hal tersebut. Dan yang pertama, penyampaian materi berupa sebuah video animasi sudah cukup untuk dipahami para siswa dalam belajar terkait materi yang disajikan dalam video tersebut. Kedua, animasi yang disajikan. Dan yang terakhir, saya senang karena media pembelajaran yang dibuat sama ka Feb ini adalah pertama kali saya alamin karena pembelajarannya menggunakan metode animasi yang bagus oia ka Feb sendiri. Jadi sekian dari komentar saya.

Menurut saya videonya menarik dan tidak membosankan. Materi yang disampaikan lewat video juga jelas dan mudah dipahami. materinya singkat, padat, jelas dan tidak bertele-tele & ditambah dengan backsound sehingga lebih menarik untuk menonton sampai selesai.



The videos are easy to understand and when we watch the videos we are not bored and also the animation in the video is very simple.

In the video explaining the invitation is very easy for me to understand because it uses Indonesian in the delivery but still display English in the text displayed is easy to accept, the explanation is complete, starting from the understanding to the type of invitation, using animation interesting so you don't get bored to see it.

Untuk Pembelajaran BERBASIS POWTOON, menurut saya itu sangatlah bagus, karena animasi yang disediakan POWTOON COLOH dengan cara pembelajaran BAHASA INGGRIS. Terlebih lagi dijabarkan dengan suara lisan yang cantik :D.

Menurut saya tentang video yang telah dibuat sudah cukup bagus karena:  
- menurut saya sebagian besar siswa lebih cepat memahami pelajaran menggunakan media video seperti ini.

Video pembelajaran mengenai invitation yang ka feb berikan pada kami semua, anak kelas II Mia B di google classroom sangat menarik, berwarna, dan mengedukasi. Video animasi bergerak ini tidak membuat siswa yang menontonnya menjadi cepat bosan. Ditambah lagi dengan teks berbahasa Inggris pada video dan penjelasan menggunakan bahasa Indonesia. Hal ini dapat membantu siswa yang tidak terlalu mengerti bahasa Inggris menjadi paham apa itu invitation.

\* Semangat terus ka feb jangan nyerah.  
Selangkah lagi pasti bisa!  
Mopi doain biar ka feb bisa dapet cum laude!

Menurut saya Powtoon Video about Invitation yang sudah diberikan kemarin sangat bagus karena:

1. Jarang sekali ada guru yang mengajar menggunakan video.
2. Dengan video yang dibuat, saya jadi memahami materinya dengan cepat.
3. Penyampaian materinya tidak membosankan dan sangat menarik. Pengampaiannya juga sangat jelas dan mudah dipahami.

Sekian dari saya, mohon maaf bila ada kesalahan.

Terima kasih

Menurut saya video tersebut sangat membantu dalam belajar, karena video tersebut menjelaskan materi dan tersusun dan detail serta bahasa dan pembawaannya juga mudah dipahami.

Menurut saya video tersebut cukup bagus karena terdapat animasi serta background didalamnya. Animasinya pun tidak terlalu ramai sehingga enak dan nyaman dipandang. Background juga sangat cocok dengan video. Selain itu materi yang disampaikan meskipun singkat, padat namun cukup jelas dan tidak bertele-tele jadi mudah untuk dipahami. Durasi video juga tidak terlalu panjang sehingga tidak membosankan.

### Feedback Powtoon Video

In my opinion, the material contained in the video is clear and good, besides that in the video it also explains what invitations are and their types, and an example is given too. So for me the video is very useful, the content is complete, clear and good, as well as pictures on videos attract the attention of listeners and readers. Thank you.

## Feedback Invitation

In the video that was delivered, explained about the meaning of invitation which made the audience understand about the invitation. The video also explains about the types of invitations as well as examples. There is also an explanation of the structures to make an invitation letter correctly.

Umpan balik saya terhadap video pembelajaran yang telah dibuat dan dibagikan tersebut, adalah merupakan suatu langkah percobaan yang mantap dalam menyelesaikan masalah yang belum terpecahkan. Saya pun juga merasa nyaman dengan cara seperti itu, karena materi yang kompleks dapat dikemas sebaik mungkin, sehingga semua kalangan otak-otak setiap individu dapat menerimanya dan mengamalkan setiap kali mengingatnya pada suatu saat yang tidak diketahui pastinya. Selain itu, untuk animasinya mungkin lebih ditingkatkan agar tidak terlalu kaku atau pun juga suara dubbingnya harus ditingkatkan lagi, agar para penlihat tidak bosan mendengarkannya. Terlepas dari kekurangannya, semuanya baik di berbagai aspek.

1. penggunaan animasi yang sama, membuat video terlihat monoton.
2. penggunaan template yang sama juga membuat video seperti power point.
3. Untuk dubbing sudah jelas dan mudah di pahami
4. Untuk materi ~~yang~~ sudah ~~su~~ cukup padat dan jelas
5. Untuk deskripsi video bisa di tambahkan materi penjelas bisa berupa link tentang materi tersebut pada gambar lain.

mohon ~~feet~~ feedback saya dan terima kasih.

semoga scripsinya lancar

Fighting !!