

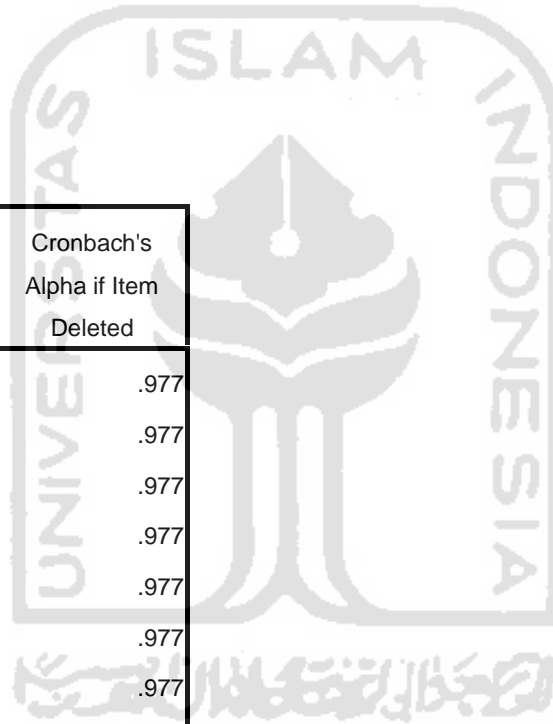
Lampiran 6

Reliability Statistics


Cronbach's Alpha	N of Items
.979	20

Item-Total Statistics

	Scale Mean if Item Deleted	Scale Variance if Item Deleted	Corrected Item-Total Correlation	Cronbach's Alpha if Item Deleted
soal1	60.40	210.300	.929	.977
soal2	60.60	210.800	.976	.977
soal3	60.60	210.800	.976	.977
soal4	60.40	210.300	.929	.977
soal5	60.60	210.800	.976	.977
soal6	60.60	210.800	.976	.977
soal8	60.60	210.800	.976	.977
soal9	60.60	210.800	.976	.977
soal10	60.40	210.300	.929	.977
soal11	60.60	210.800	.976	.977
soal13	60.60	264.800	-.864	.995
soal14	60.60	210.800	.976	.977



soal15	60.40	210.300	.929	.977
soal16	60.60	210.800	.976	.977
soal17	60.60	210.800	.976	.977
soal18	60.80	207.200	.938	.977
soal19	60.80	207.200	.938	.977
soal20	60.80	207.200	.938	.977
soal21	60.80	207.200	.938	.977
soal22	60.80	207.200	.938	.977





soal 4	Correlation	1,000**	,825	,825	1,000	,82	,825	-,125	,825	,825	1,000	,825	1,0	-	,825	1,000	,825	,82	,884*	,884*	,884*	,88	,884*	
	Coefficient					5					**		00**	,64		**		5			4*			
	Sig. (2-tailed)	.	,086	,086	.	,08	,086	,841	,086	,086	.	,086	.	,23	,086	.	,086	,08	,047	,047	,047	,04	,047	
	N	5	5	5	5	5	5	5	5	5	5	5	5	5	5	5	5	5	5	5	5	5	5	5
soal 5	Correlation	,825	1,000**	1,000**	,825	1,0	1,000	-,295	1,000	1,000**	,825	1,000	,82	-	1,000	,825	1,000**	1,0	,917*	,917*	,917*	,91	,917*	
	Coefficient					00	**		**	**		**	5	,91	**		00**				7*			
	Sig. (2-tailed)	,086	.	.	,086	.	.	,630	.	.	,086	.	,08	,03	.	,086	.	.	,029	,029	,029	,02	,029	
	N	5	5	5	5	5	5	5	5	5	5	5	5	5	5	5	5	5	5	5	5	5	5	5
soal 6	Correlation	,825	1,000**	1,000**	,825	1,0	1,000	-,295	1,000	1,000**	,825	1,000	,82	-	1,000	,825	1,000**	1,0	,917*	,917*	,917*	,91	,917*	
	Coefficient					00**	**		**	**		**	5	,91	**		00**				7*			
	Sig. (2-tailed)	,086	.	.	,086	.	.	,630	.	.	,086	.	,08	,03	.	,086	.	.	,029	,029	,029	,02	,029	
	N	5	5	5	5	5	5	5	5	5	5	5	5	5	5	5	5	5	5	5	5	5	5	5
soal 7	Correlation	-,125	-,295	-,295	-,125	-	-,295	1,000	-,295	-,295	-,125	-,295	-	,64	-,295	-,125	-,295	-	-,530	-,530	-,530	-	-,530	
	Coefficient					,29	5						,12	5				,29			,53		0	

soal 11	Correlation	,825	1,000**	1,000**	,825	1,000**	1,000**	-.295	1,000**	1,000**	,825	1,000**	,825	-	1,000**	,825	1,000**	1,0	,917*	,917*	,917*	,91	,917*	
	Coefficient																							
	Sig. (2-tailed)	,086	.	.	,086	.	.	,630	.	.	,086	.	,086	,08	,03	.	,086	.	.	,029	,029	,029	,02	,029
	N	5	5	5	5	5	5	5	5	5	5	5	5	5	5	5	5	5	5	5	5	5	5	5
soal 12	Correlation	1,000**	,825	,825	1,000**	,825	,825	-.125	,825	,825	1,000**	,825	1,000**	-	,825	1,000**	,825	,82	,884*	,884*	,884*	,88	,884*	
	Coefficient																							
	Sig. (2-tailed)	.	,086	,086	.	,086	,086	,841	,086	,086	.	,086	.	,23	,086	.	,086	,08	,047	,047	,047	,04	,047	
	N	5	5	5	5	5	5	5	5	5	5	5	5	5	5	5	5	5	5	5	5	5	5	5
soal 13	Correlation	-.645	-.913*	-.913*	-.645	-.913*	-.913*	-.913*	-.645	-.913*	-.913*	-.645	-.913*	-	1,000**	-.645	-.913*	-	-.913*	-.913*	-.913*	-	-.913*	
	Coefficient																							
	Sig. (2-tailed)	,239	,030	,030	,239	,030	,030	,239	,030	,030	,239	,030	,239	,030	,239	,030	,030	,030	,030	,030	,030	,030	,030	,030
	N	5	5	5	5	5	5	5	5	5	5	5	5	5	5	5	5	5	5	5	5	5	5	5
soal 14	Correlation	,825	1,000**	1,000**	,825	1,000**	1,000**	-.295	1,000**	1,000**	,825	1,000**	,825	-	1,000**	,825	1,000**	1,0	,917*	,917*	,917*	,91	,917*	
	Coefficient																							
	Sig. (2-tailed)	,086	.	.	,086	.	.	,630	.	.	,086	.	,086	,08	,03	.	,086	.	.	,029	,029	,029	,02	,029


soal 15	Sig. (2-tailed)	,086	.	.	,086	.	.	,630	.	.	,086	.	,08	,03	.	,086	.	.	,029	,029	,029	,02	,029
	N	5	5	5	5	5	5	5	5	5	5	5	5	5	5	5	5	5	5	5	5	5	5
	Correlation	1,000**	,825	,825	1,000**	,82	,825	-,125	,825	,825	1,000	,825	1,0	-	,825	1,000	,825	,82	,884*	,884*	,884*	,88	,884*
	Coefficient					5					**		00**	,64				5				4*	
soal 16	Sig. (2-tailed)	.	,086	,086	.	,08	,086	,841	,086	,086	.	,086	.	,23	,086	.	,086	,08	,047	,047	,047	,04	,047
	N	5	5	5	5	5	5	5	5	5	5	5	5	5	5	5	5	5	5	5	5	5	5
	Correlation	,825	1,000**	1,000**	,825	1,0	1,000	-,295	1,000	1,000**	,825	1,000	,82	-	1,000	,825	1,000	1,0	,917*	,917*	,917*	,91	,917*
	Coefficient					00**	**		**	**	**	**	5	,91	**			00**				7*	
soal 17	Sig. (2-tailed)	,086	.	.	,086	.	.	,630	.	.	,086	.	,08	,03	.	,086	.	.	,029	,029	,029	,02	,029
	N	5	5	5	5	5	5	5	5	5	5	5	5	5	5	5	5	5	5	5	5	5	5
	Correlation	,825	1,000**	1,000**	,825	1,0	1,000	-,295	1,000	1,000**	,825	1,000	,82	-	1,000	,825	1,000**	1,0	,917*	,917*	,917*	,91	,917*
	Coefficient					00**	**		**	**	**	**	5	,91	**			00				7*	

soal 22	Sig. (2-tailed)	,047	,029	,029	,047	,029	,029	,358	,029	,029	,047	,029	,04	,03	,029	,047	,029	,02
	N	5	5	5	5	5	5	5	5	5	5	5	5	5	5	5	5	5	5	5	5	5	5
	Correlation Coefficient	,884 [*]	,917 [*]	,917 [*]	,884 [*]	,917 [*]	,917 [*]	-,530	,917 [*]	,917 [*]	,884 [*]	,917 [*]	,884 [*]	-,913 [*]	-,917 [*]	,884 [*]	,917 [*]	,917 [*]	1,000 ^{**}	1,000 ^{**}	1,000 ^{**}	1,000 ^{**}	1,000 ^{**}
	Sig. (2-tailed)	,047	,029	,029	,047	,029	,029	,358	,029	,029	,047	,029	,04	,03	,029	,047	,029	,02
	N	5	5	5	5	5	5	5	5	5	5	5	5	5	5	5	5	5	5	5	5	5	5






جامعة الإسلام في إندونيسيا



UNIVERSITAS ISLAM INDONESIA



UNIVERSITAS ISLAM INDONESIA