

LAMPIRAN 2

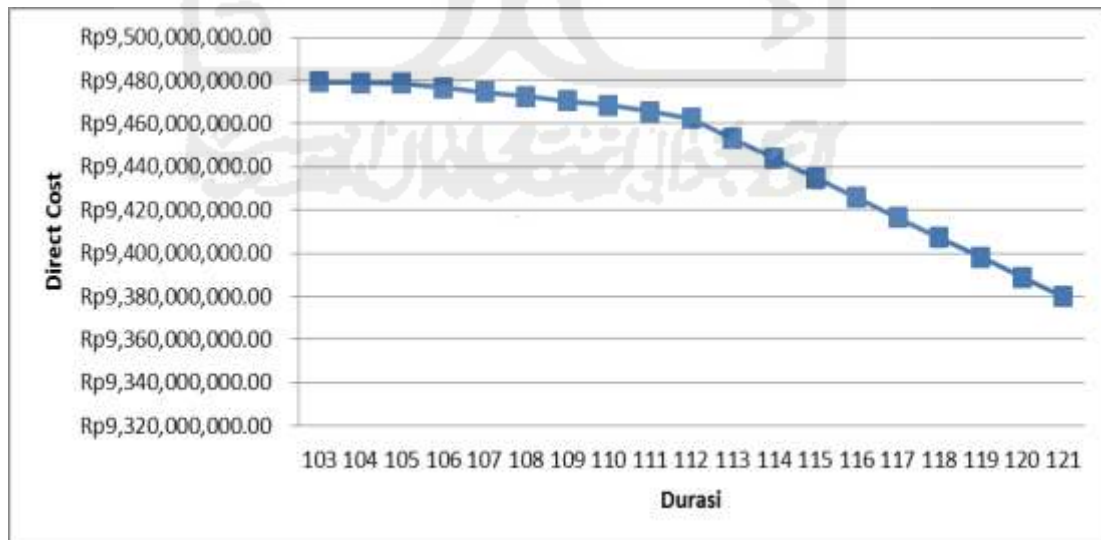
TABEL DAN GRAFIK HASIL
PERHITUNGAN TOTAL BIAYA PADA
DURASI 103 HARI, 109 HARI,
DAN 114 HARI.



Tabel L-2.1 Hubungan Durasi dengan *Direct Cost* (Durasi 103 hari)

| Durasi | Cost Slope | Direct Cost Kumulatif |
|--------|-----------------|-----------------------|
| 121 | Rp - | Rp 9,379,737,450.00 |
| 120 | Rp 9,182,742.54 | Rp 9,388,920,192.54 |
| 119 | Rp 9,182,742.54 | Rp 9,398,102,935.09 |
| 118 | Rp 9,182,742.54 | Rp 9,407,285,677.63 |
| 117 | Rp 9,182,742.54 | Rp 9,416,468,420.18 |
| 116 | Rp 9,182,742.54 | Rp 9,425,651,162.72 |
| 115 | Rp 9,182,742.54 | Rp 9,434,833,905.27 |
| 114 | Rp 9,182,742.54 | Rp 9,444,016,647.81 |
| 113 | Rp 9,182,742.54 | Rp 9,453,199,390.36 |
| 112 | Rp 9,182,742.54 | Rp 9,462,382,132.90 |
| 111 | Rp 3,116,242.80 | Rp 9,465,498,375.70 |
| 110 | Rp 3,116,242.80 | Rp 9,468,614,618.50 |
| 109 | Rp 2,006,358.40 | Rp 9,470,620,976.90 |
| 108 | Rp 2,006,358.40 | Rp 9,472,627,335.30 |
| 107 | Rp 2,006,358.40 | Rp 9,474,633,693.70 |
| 106 | Rp 2,006,358.40 | Rp 9,476,640,052.10 |
| 105 | Rp 2,006,358.40 | Rp 9,478,646,410.50 |
| 104 | Rp 283,294.80 | Rp 9,478,929,705.30 |
| 103 | Rp 283,294.80 | Rp 9,479,213,000.10 |

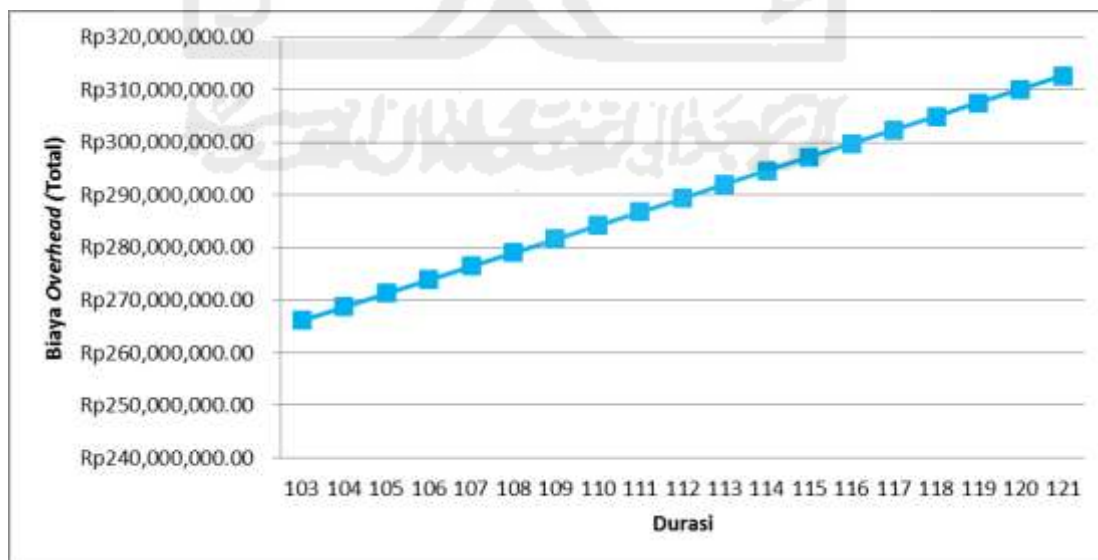
**Gambar L-2.1 Grafik Hubungan Durasi dengan Biaya Langsung
(Durasi 103 hari)**



Tabel L-2.2 Hubungan Durasi dengan Biaya *Overhead* (Durasi 103 hari)

| Durasi | Biaya <i>Overhead</i> per hari | Biaya <i>overhead</i> total |
|--------|--------------------------------|-----------------------------|
| 121 | Rp 2,583,949.71 | Rp 312,657,914.91 |
| 120 | Rp 2,583,949.71 | Rp 310,073,965.20 |
| 119 | Rp 2,583,949.71 | Rp 307,490,015.49 |
| 118 | Rp 2,583,949.71 | Rp 304,906,065.78 |
| 117 | Rp 2,583,949.71 | Rp 302,322,116.07 |
| 116 | Rp 2,583,949.71 | Rp 299,738,166.36 |
| 115 | Rp 2,583,949.71 | Rp 297,154,216.65 |
| 114 | Rp 2,583,949.71 | Rp 294,570,266.94 |
| 113 | Rp 2,583,949.71 | Rp 291,986,317.23 |
| 112 | Rp 2,583,949.71 | Rp 289,402,367.52 |
| 111 | Rp 2,583,949.71 | Rp 286,818,417.81 |
| 110 | Rp 2,583,949.71 | Rp 284,234,468.10 |
| 109 | Rp 2,583,949.71 | Rp 281,650,518.39 |
| 108 | Rp 2,583,949.71 | Rp 279,066,568.68 |
| 107 | Rp 2,583,949.71 | Rp 276,482,618.97 |
| 106 | Rp 2,583,949.71 | Rp 273,898,669.26 |
| 105 | Rp 2,583,949.71 | Rp 271,314,719.55 |
| 104 | Rp 2,583,949.71 | Rp 268,730,769.84 |
| 103 | Rp 2,583,949.71 | Rp 266,146,820.13 |

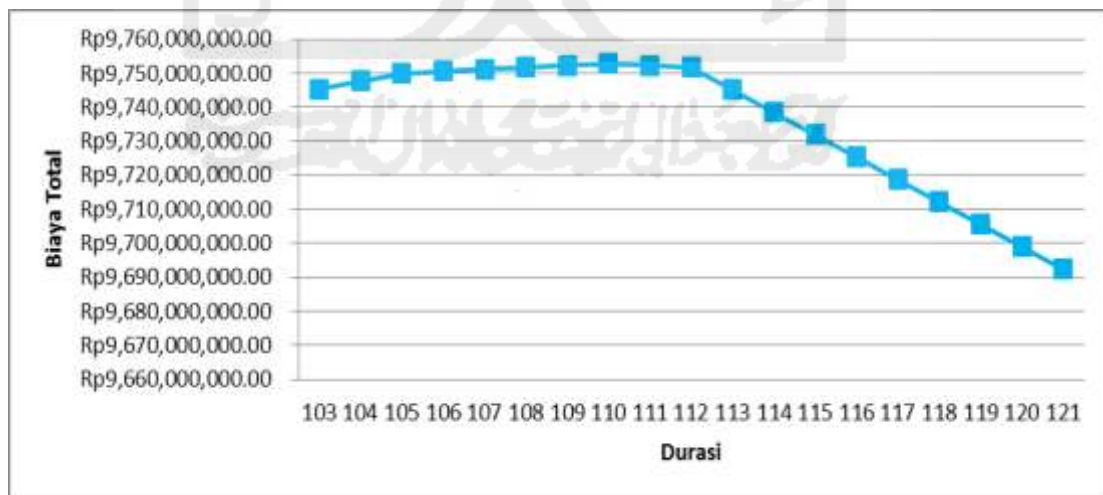
Gambar L-2.2 Grafik Hubungan Durasi dengan Biaya *Overhead* (Durasi 103 hari)



Tabel L-2.3 Hubungan Durasi dengan Biaya Total (Durasi 103 hari)

| Durasi | Direct Cost Kumulatif | Biaya overhead total | Biaya Total |
|--------|-----------------------|----------------------|---------------------|
| 121 | Rp 9,379,737,450.00 | Rp 312,657,914.91 | Rp 9,692,395,364.91 |
| 120 | Rp 9,388,920,192.54 | Rp 310,073,965.20 | Rp 9,698,994,157.74 |
| 119 | Rp 9,398,102,935.09 | Rp 307,490,015.49 | Rp 9,705,592,950.58 |
| 118 | Rp 9,407,285,677.63 | Rp 304,906,065.78 | Rp 9,712,191,743.41 |
| 117 | Rp 9,416,468,420.18 | Rp 302,322,116.07 | Rp 9,718,790,536.25 |
| 116 | Rp 9,425,651,162.72 | Rp 299,738,166.36 | Rp 9,725,389,329.08 |
| 115 | Rp 9,434,833,905.27 | Rp 297,154,216.65 | Rp 9,731,988,121.92 |
| 114 | Rp 9,444,016,647.81 | Rp 294,570,266.94 | Rp 9,738,586,914.75 |
| 113 | Rp 9,453,199,390.36 | Rp 291,986,317.23 | Rp 9,745,185,707.59 |
| 112 | Rp 9,462,382,132.90 | Rp 289,402,367.52 | Rp 9,751,784,500.42 |
| 111 | Rp 9,465,498,375.70 | Rp 286,818,417.81 | Rp 9,752,316,793.51 |
| 110 | Rp 9,468,614,618.50 | Rp 284,234,468.10 | Rp 9,752,849,086.60 |
| 109 | Rp 9,470,620,976.90 | Rp 281,650,518.39 | Rp 9,752,271,495.29 |
| 108 | Rp 9,472,627,335.30 | Rp 279,066,568.68 | Rp 9,751,693,903.98 |
| 107 | Rp 9,474,633,693.70 | Rp 276,482,618.97 | Rp 9,751,116,312.67 |
| 106 | Rp 9,476,640,052.10 | Rp 273,898,669.26 | Rp 9,750,538,721.36 |
| 105 | Rp 9,478,646,410.50 | Rp 271,314,719.55 | Rp 9,749,961,130.05 |
| 104 | Rp 9,478,929,705.30 | Rp 268,730,769.84 | Rp 9,747,660,475.14 |
| 103 | Rp 9,479,213,000.10 | Rp 266,146,820.13 | Rp 9,745,359,820.23 |

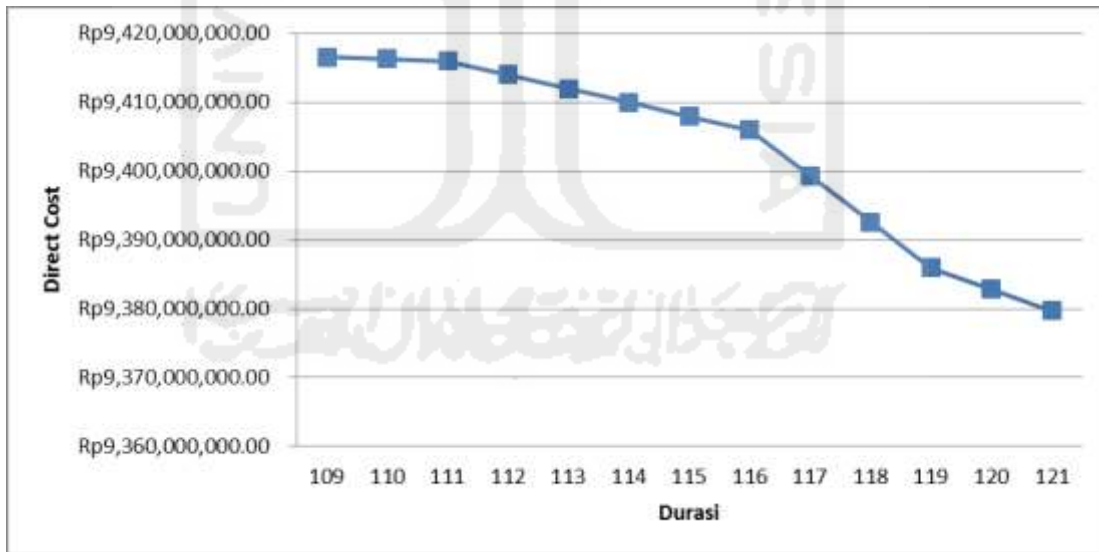
Gambar L-2.3 Grafik Hubungan Durasi dengan Biaya Total (Durasi 103 hari)



Tabel L-2.4 Hubungan Durasi dengan *Direct Cost* (Durasi 109 hari)

| Durasi | Cost Slope | Direct Cost Kumulatif |
|--------|-----------------|-----------------------|
| 121 | - | Rp 9,379,737,450.00 |
| 120 | Rp 3,116,242.80 | Rp 9,382,853,692.80 |
| 119 | Rp 3,116,242.80 | Rp 9,385,969,935.60 |
| 118 | Rp 6,658,930.70 | Rp 9,392,628,866.30 |
| 117 | Rp 6,658,930.70 | Rp 9,399,287,797.00 |
| 116 | Rp 6,658,930.70 | Rp 9,405,946,727.70 |
| 115 | Rp 2,006,358.40 | Rp 9,407,953,086.10 |
| 114 | Rp 2,006,358.40 | Rp 9,409,959,444.50 |
| 113 | Rp 2,006,358.40 | Rp 9,411,965,802.90 |
| 112 | Rp 2,006,358.40 | Rp 9,413,972,161.30 |
| 111 | Rp 2,006,358.40 | Rp 9,415,978,519.70 |
| 110 | Rp 283,294.80 | Rp 9,416,261,814.50 |
| 109 | Rp 283,294.80 | Rp 9,416,545,109.30 |

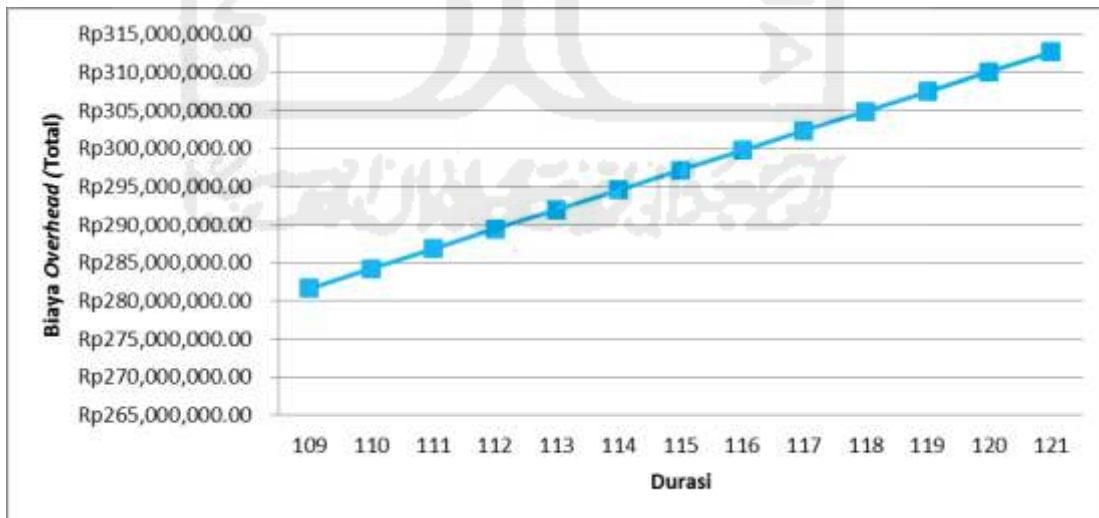
**Gambar L-2.4 Grafik Hubungan Durasi dengan Biaya Langsung
(Durasi 109 hari)**



Tabel L-2.5 Hubungan Durasi dengan Biaya *Overhead* (Durasi 109hari)

| Durasi | Biaya Overhead per hari | Biaya overhead total |
|--------|-------------------------|----------------------|
| 121 | Rp 2,583,949.71 | Rp 312,657,914.91 |
| 120 | Rp 2,583,949.71 | Rp 310,073,965.20 |
| 119 | Rp 2,583,949.71 | Rp 307,490,015.49 |
| 118 | Rp 2,583,949.71 | Rp 304,906,065.78 |
| 117 | Rp 2,583,949.71 | Rp 302,322,116.07 |
| 116 | Rp 2,583,949.71 | Rp 299,738,166.36 |
| 115 | Rp 2,583,949.71 | Rp 297,154,216.65 |
| 114 | Rp 2,583,949.71 | Rp 294,570,266.94 |
| 113 | Rp 2,583,949.71 | Rp 291,986,317.23 |
| 112 | Rp 2,583,949.71 | Rp 289,402,367.52 |
| 111 | Rp 2,583,949.71 | Rp 286,818,417.81 |
| 110 | Rp 2,583,949.71 | Rp 284,234,468.10 |
| 109 | Rp 2,583,949.71 | Rp 281,650,518.39 |

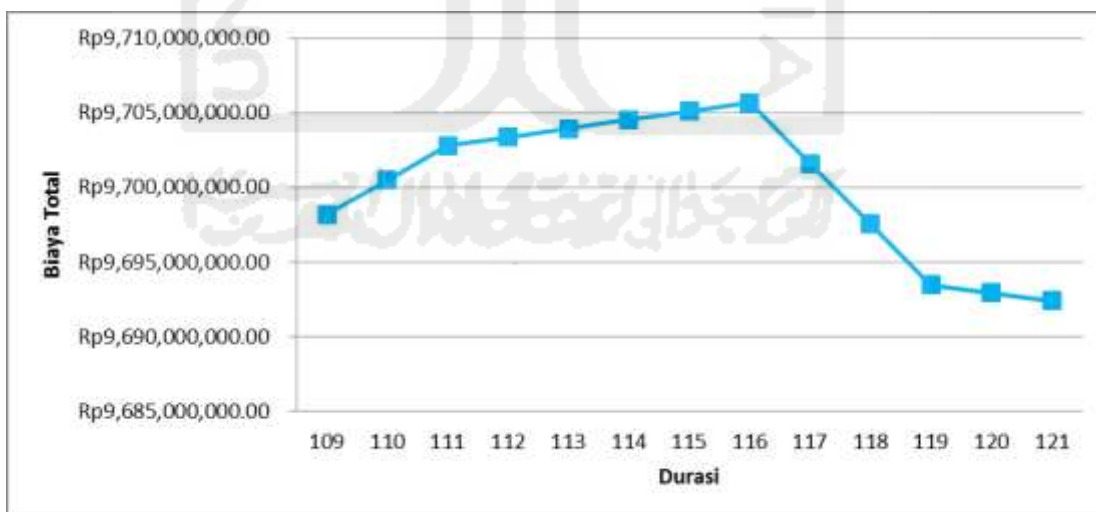
Gambar L-2.5 Grafik Hubungan Durasi dengan Biaya *Overhead* (Durasi 109 hari)



Tabel L-2.6 Hubungan Durasi dengan Biaya Total (Durasi 109 hari)

| Durasi | Direct Cost Kumulatif | Biaya overhead total | Biaya Total |
|--------|-----------------------|----------------------|---------------------|
| 121 | Rp 9,379,737,450.00 | Rp 312,657,914.91 | Rp 9,692,395,364.91 |
| 120 | Rp 9,382,853,692.80 | Rp 310,073,965.20 | Rp 9,692,927,658.00 |
| 119 | Rp 9,385,969,935.60 | Rp 307,490,015.49 | Rp 9,693,459,951.09 |
| 118 | Rp 9,392,628,866.30 | Rp 304,906,065.78 | Rp 9,697,534,932.08 |
| 117 | Rp 9,399,287,797.00 | Rp 302,322,116.07 | Rp 9,701,609,913.07 |
| 116 | Rp 9,405,946,727.70 | Rp 299,738,166.36 | Rp 9,705,684,894.06 |
| 115 | Rp 9,407,953,086.10 | Rp 297,154,216.65 | Rp 9,705,107,302.75 |
| 114 | Rp 9,409,959,444.50 | Rp 294,570,266.94 | Rp 9,704,529,711.44 |
| 113 | Rp 9,411,965,802.90 | Rp 291,986,317.23 | Rp 9,703,952,120.13 |
| 112 | Rp 9,413,972,161.30 | Rp 289,402,367.52 | Rp 9,703,374,528.82 |
| 111 | Rp 9,415,978,519.70 | Rp 286,818,417.81 | Rp 9,702,796,937.51 |
| 110 | Rp 9,416,261,814.50 | Rp 284,234,468.10 | Rp 9,700,496,282.60 |
| 109 | Rp 9,416,545,109.30 | Rp 281,650,518.39 | Rp 9,698,195,627.69 |

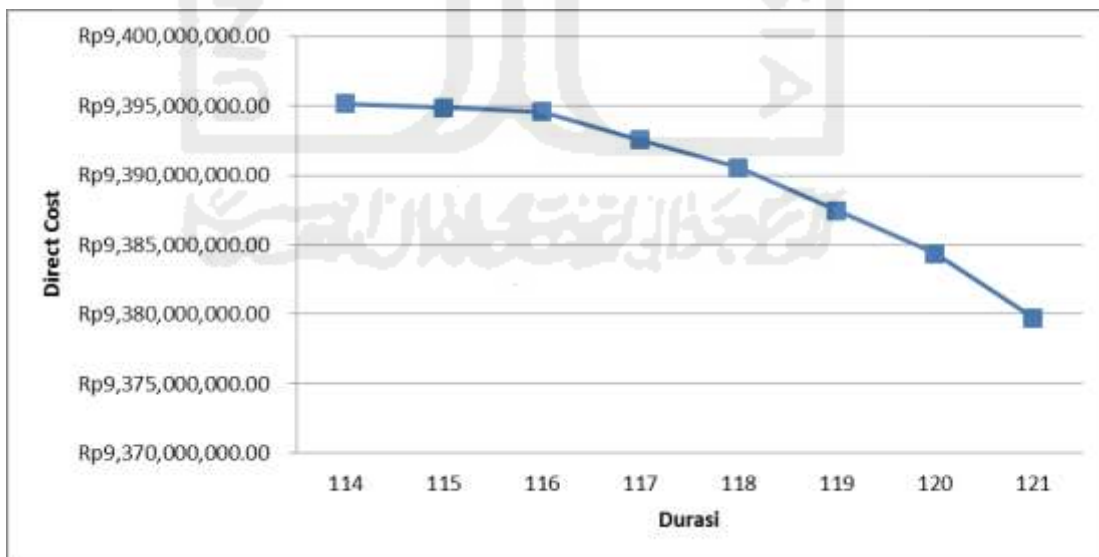
Gambar L-2.6 Grafik Hubungan Durasi dengan Biaya Total (Durasi 109 hari)



Tabel L-2.7 Hubungan Durasi dengan *Direct Cost* (Durasi 114 hari)

| Durasi | Cost Slope | Direct Cost Kumulatif |
|--------|-----------------|-----------------------|
| 121 | - | Rp 9,379,737,450.00 |
| 120 | Rp 4,644,306.40 | Rp 9,384,381,756.40 |
| 119 | Rp 3,086,185.00 | Rp 9,387,467,941.40 |
| 118 | Rp 3,086,185.00 | Rp 9,390,554,126.40 |
| 117 | Rp 2,006,358.40 | Rp 9,392,560,484.80 |
| 116 | Rp 2,006,358.40 | Rp 9,394,566,843.20 |
| 115 | Rp 283,294.80 | Rp 9,394,850,138.00 |
| 114 | Rp 283,294.80 | Rp 9,395,133,432.80 |

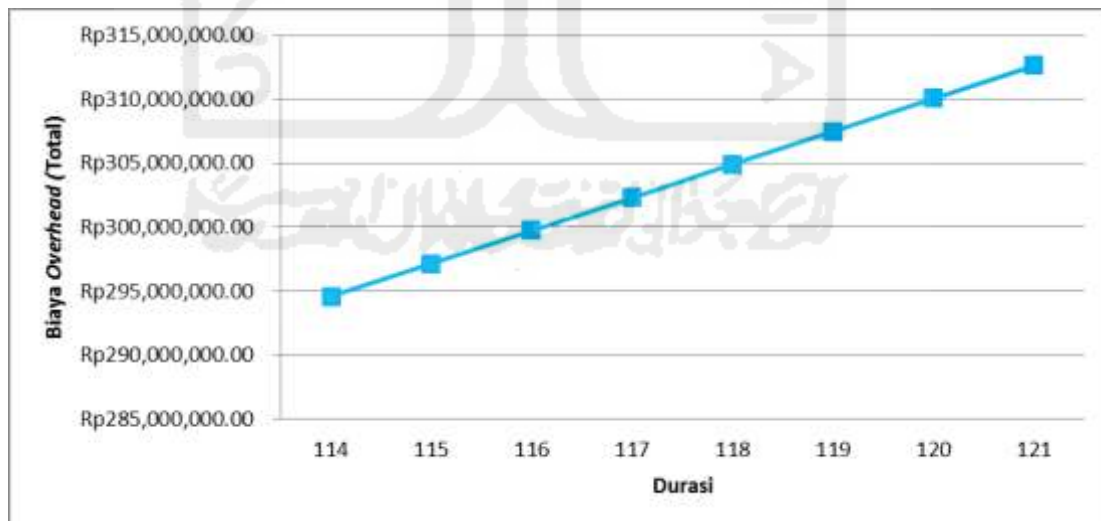
**Gambar L-2.7 Grafik Hubungan Durasi dengan Biaya Langsung
(Durasi 114 hari)**



Tabel L-2.8 Hubungan Durasi dengan Biaya Overhead (Durasi 114 hari)

| Durasi | Biaya Overhead per hari | Biaya overhead total |
|--------|-------------------------|----------------------|
| 121 | Rp 2,583,949.71 | Rp 312,657,914.91 |
| 120 | Rp 2,583,949.71 | Rp 310,073,965.20 |
| 119 | Rp 2,583,949.71 | Rp 307,490,015.49 |
| 118 | Rp 2,583,949.71 | Rp 304,906,065.78 |
| 117 | Rp 2,583,949.71 | Rp 302,322,116.07 |
| 116 | Rp 2,583,949.71 | Rp 299,738,166.36 |
| 115 | Rp 2,583,949.71 | Rp 297,154,216.65 |
| 114 | Rp 2,583,949.71 | Rp 294,570,266.94 |

**Gambar L-2.8 Grafik Hubungan Durasi dengan Biaya Overhead
(Durasi 114 hari)**



Tabel L-2.9 Hubungan Durasi dengan Biaya Total (Durasi 114 hari)

| Durasi | Direct Cost Kumulatif | Biaya overhead total | Biaya Total |
|--------|-----------------------|----------------------|---------------------|
| 121 | Rp 9,379,737,450.00 | Rp 312,657,914.91 | Rp 9,692,395,364.91 |
| 120 | Rp 9,384,381,756.40 | Rp 310,073,965.20 | Rp 9,694,455,721.60 |
| 119 | Rp 9,387,467,941.40 | Rp 307,490,015.49 | Rp 9,694,957,956.89 |
| 118 | Rp 9,390,554,126.40 | Rp 304,906,065.78 | Rp 9,695,460,192.18 |
| 117 | Rp 9,392,560,484.80 | Rp 302,322,116.07 | Rp 9,694,882,600.87 |
| 116 | Rp 9,394,566,843.20 | Rp 299,738,166.36 | Rp 9,694,305,009.56 |
| 115 | Rp 9,394,850,138.00 | Rp 297,154,216.65 | Rp 9,692,004,354.65 |
| 114 | Rp 9,395,133,432.80 | Rp 294,570,266.94 | Rp 9,689,703,699.74 |

Gambar L-2.9 Grafik Hubungan Durasi dengan Biaya Total (Durasi 114 hari)

