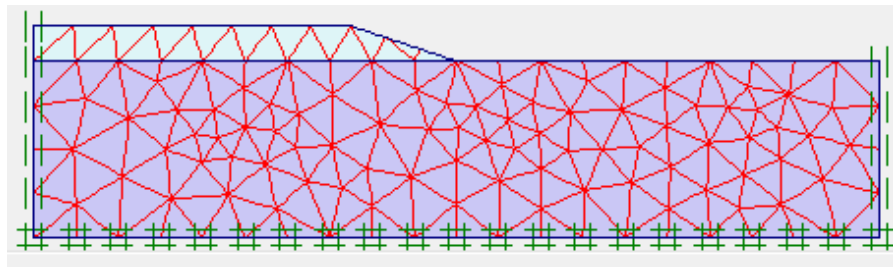
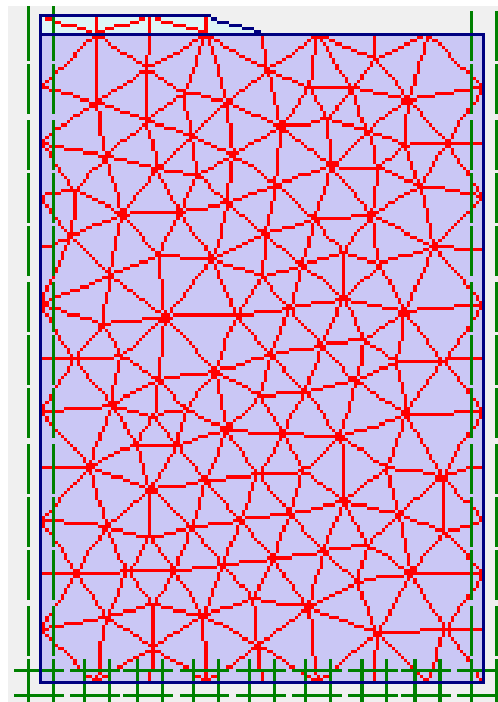


**Lampiran 5 Jaring Elemen Model Geometri pada *PLAXIS***

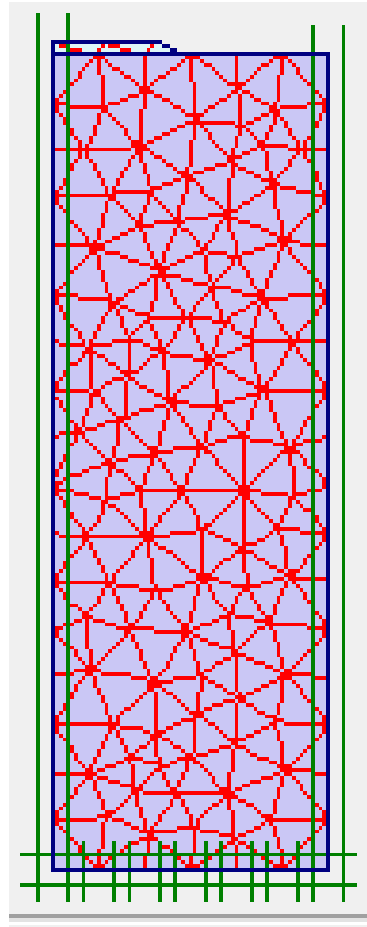


**Gambar L-5.1 Jaring Elemen Timbunan 1 m, Tanah Asli 5 m**

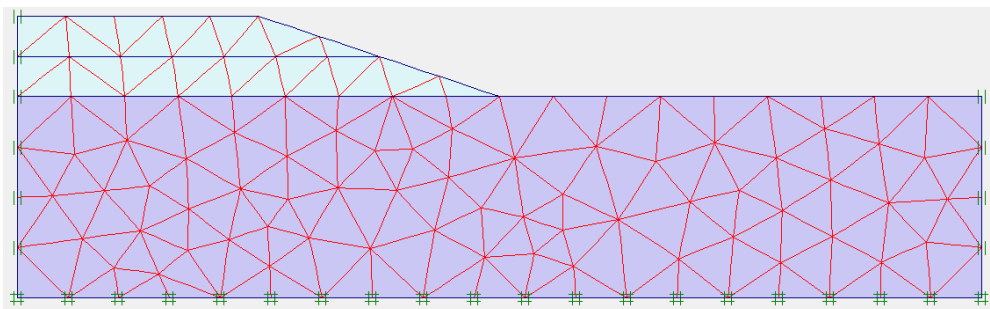


**Gambar L-5.2 Jaring Elemen Timbunan 1 m, Tanah Asli 35 m**

**Lampiran 5 Jaring Elemen Model Geometri pada *PLAXIS***




**Gambar L-5.3 Jaring Elemen Timbunan 1 m, Tanah Asli 70 m**



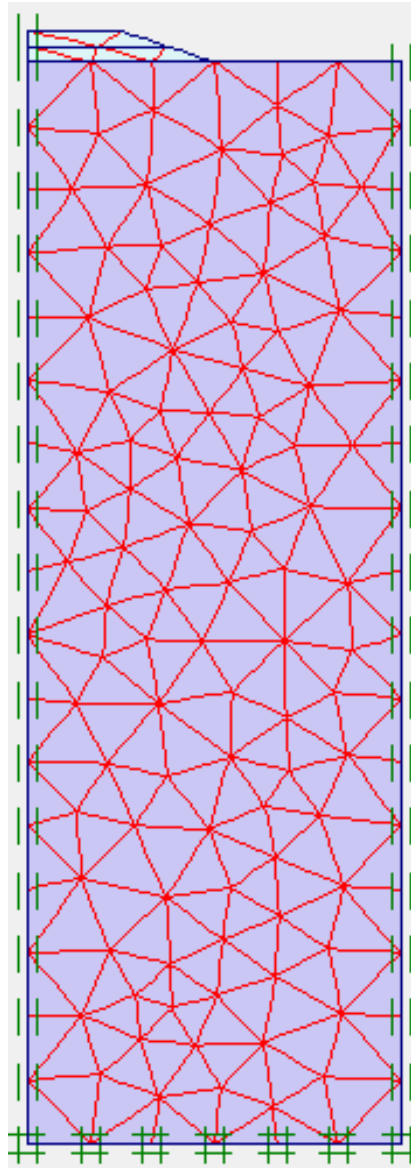
**Gambar L-5.4 Jaring Elemen Timbunan 2 m, Tanah Asli 5 m**

**Lampiran 5 Jaring Elemen Model Geometri pada *PLAXIS***

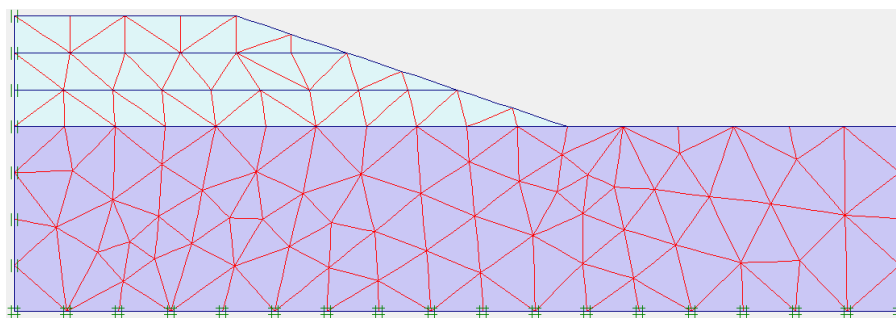


**Gambar L-5.5 Jaring Elemen Timbunan 2 m, Tanah Asli 35 m**

**Lampiran 5 Jaring Elemen Model Geometri pada *PLAXIS***




**Gambar L-5.6 Jaring Elemen Timbunan 2 m, Tanah Asli 70 m**



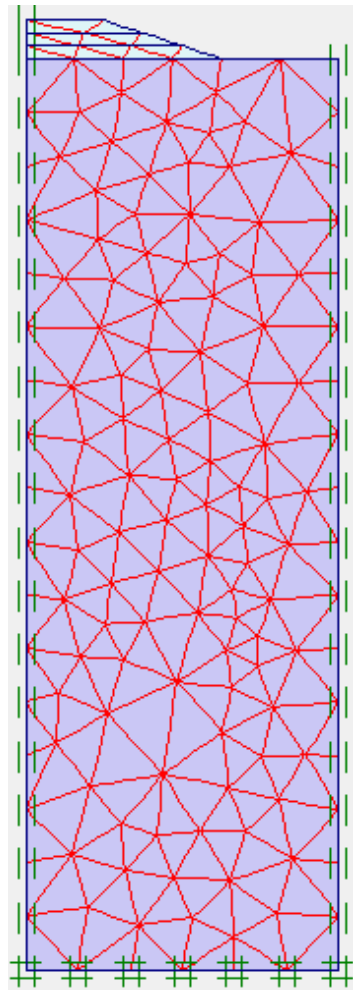
**Gambar L-5.7 Jaring Elemen Timbunan 3 m, Tanah Asli 5 m**

**Lampiran 5 Jaring Elemen Model Geometri pada *PLAXIS***

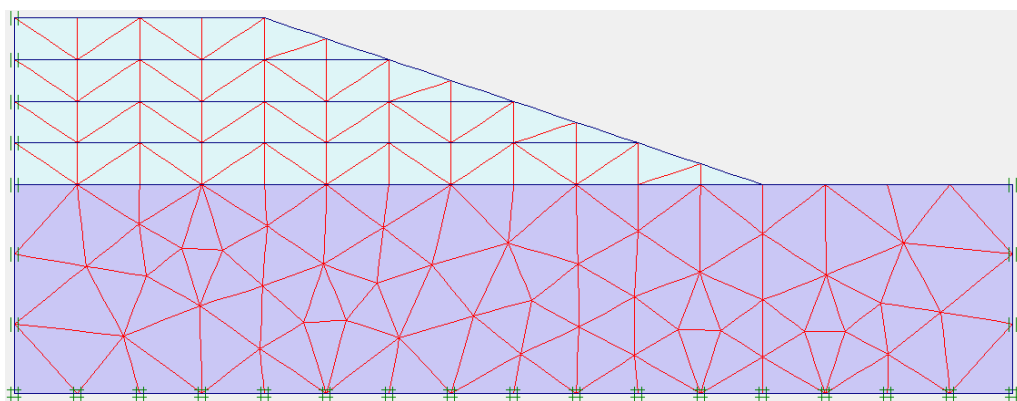


**Gambar L-5.8 Jaring Elemen Timbunan 3 m, Tanah Asli 35 m**

**Lampiran 5 Jaring Elemen Model Geometri pada *PLAXIS***

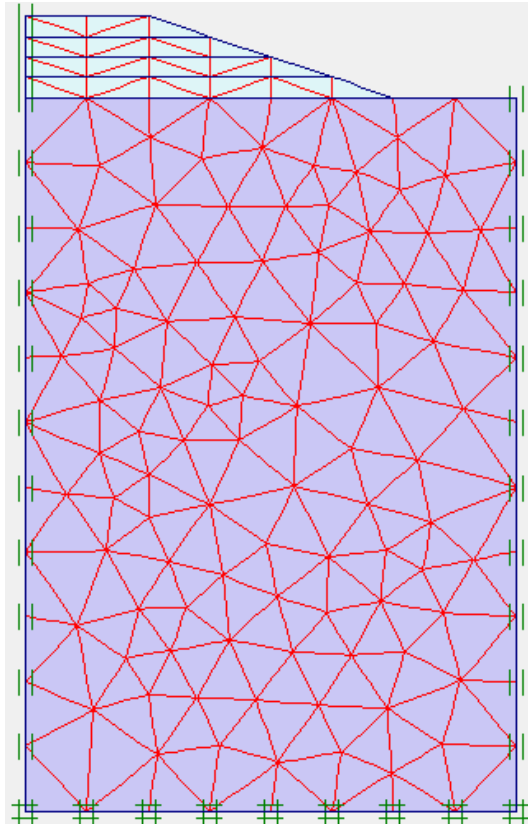


**Gambar L-5.9 Jaring Elemen Timbunan 3 m, Tanah Asli 70 m**



**Gambar L-5.10 Jaring Elemen Timbunan 4 m, Tanah Asli 5 m**

**Lampiran 5 Jaring Elemen Model Geometri pada *PLAXIS***



**Gambar L-5.11 Jaring Elemen Timbunan 4 m, Tanah Asli 35 m**