

LAMPIRAN 1

DATA PERUSAHAAN SAMPEL

Nama	Kode
ADRO	PT Adaro Energy Tbk
ANTM	PT Aneka Tambang Tbk
ARTI	PT Ratu Prabu Energy Tbk
ATPK	PT Bara Jaya International Tbk
BIPI	PT Benakat Integra Tbk
BUMI	PT Bumi Resources Tbk
BSSR	PT Baramulti Sukses Sarana Tbk
BYAN	PT Byan Resources Tbk
CITA	PT Citatah Tbk
CTTH	PT Citra Mineral Tbk
DEWA	PT Darma Henwa Tbk
DOID	PT Delta Dunia Malmur Tbk
ELSA	PT Elnusa Tbk
ESSA	PT Surya Essa Tbk
GEMS	PT Golden Energy Mines Tbk
HRUM	PT harum Energy Tbk
INCO	PT vale Indonesia Tbk
ITMG	PT Indo Tambang Raya Megah Tbk
KKGI	PT resources Alam Indonesia
MEDC	PT medco Energy Tbk
MITI	PT Mitra Investindo Tbk
MYOH	PT Myoh Energy Tbk
PKPK	PT Perdana Karya Perkasa Tbk
PTBA	PT Bukit Asam Tbk
PTRO	PT Petrosea Tbk
RUIS	PT Radiant Utama Tbk
TINS	PT Timah Tbk
TOBA	PT Toba Bara Sejahtera Tbk
ARII	PT Atlas Resources Tbk
CKRA	PT Cakra Mineral Tbk
DSSA	PT Dian Swastika Sentosa Tbk
SMRU	PT SMR Utama Tbk

LAMPIRAN 2
DATA STRUKTUR MODAL

Nama	Ekuitas				Hutang				DER			
	2013	2014	2015	2016	2013	2014	2015	2016	2013	2014	2015	2016
ADRO	38.883.864.250.000	40.733.366.296.000	46.486.588.152.000	51.120.764.646.000	43.141.535.500.000	39.450.061.000.000	36.123.844.304.000	36.949.271.625.000	1,109497	0,968495	0,777081	0,722784
ANTM	12.793.488.000.000	11.929.561.000.000	18.316.719.000.000	18.408.796.000.000	9.071.629.000.000	10.114.641.000.000	12.040.132.000.000	11.572.740.000.000	0,709082	0,847864	0,65733	0,628653
ARTI	927.916.027.400	967.412.481.687	1.686.021.077.511	1.731.148.904.614	649.516.279.440	806.258.485.964	763.271.737.857	885.646.642.382	0,699973	0,833417	0,452706	0,511595
ATPK	1.121.217.431.000	1.169.176.725.000	1.009.641.088.000	737.148.048.000	368.122.514.000	625.892.195.000	762.468.829.000	848.700.573.000	0,328324	0,535327	0,755188	1,15133
BIPI	5.758.527.383.000	5.752.685.594.950	6.461.458.141.424	4.015.143.326.838	10.585.801.607.500	11.659.731.658.624	12.675.053.153.736	13.250.238.220.695	1,838283	2,026833	1,96164	3,300066
BUMI	4.803.833.861.750	-3.787.600.106.570	-40.273.696.238.584	37.602.814.218.921	85.286.674.424.000	91.350.459.360.300	87.331.942.279.496	79.491.735.750.021	17,75388	-24,1183	-2,16846	-2,11398
BSSR	1.065.344.206.500	1.090.213.706.288	1.455.045.876.864	1.719.544.679.643	884.928.007.250	900.610.912.194	955.589.259.888	764.763.051.087	0,83065	0,826087	0,656742	0,444747
BYAN	5.510.554.920.500	3.194.661.626.590	2.386.826.447.960	2.540.602.601.922	13.682.608.528.750	11.328.365.611.038	10.615.549.909.032	8.595.141.381.561	2,482982	3,54603	4,447558	3,383111
CITA	2.098.275.221.251	1.644.773.481.686	1.292.037.598.118	962.828.982.988	1.675.330.425.082	1.145.347.157.152	1.503.924.741.603	1.763.384.737.866	0,798432	0,696356	1,163995	1,831462
CTTH	79.235.864.586	80.250.182.724	288.987.797.127	314.954.751.984	247.724.204.360	285.803.117.172	316.679.237.740	301.007.248.281	3,126415	3,561401	1,095822	0,955716
DEWA	2.720.822.240.500	2.780.526.550.578	3.116.023.062.336	3.039.925.947.513	1.759.713.614.750	1.668.422.754.936	2.054.901.394.912	2.109.304.102.605	0,646758	0,600038	0,659463	0,693867
DOID	684.138.360.000	919.316.280.000	850.000.890.000	1.264.687.850.000	10.133.915.640.000	8.133.737.790.000	7.467.959.720.000	7.558.069.190.000	14,81267	8,847595	8,785826	5,976233
ELSA	2.285.114.000.000	2.582.996.000.000	2.635.186.000.000	2.877.743.000.000	2.085.850.000.000	1.662.708.000.000	1.772.327.000.000	1.313.213.000.000	0,912799	0,643713	0,672562	0,456334
ESSA	1.102.013.111.500	1.253.682.269.574	2.538.362.435.752	2.839.248.007.323	346.889.019.750	494.455.675.252	1.313.693.565.496	6.197.196.003.201	0,314778	0,394403	0,517536	2,182689
GEMS	2.940.250.961.395	3.080.877.517.323	2.475.116.120.000	2.649.186.860.000	1.053.418.020.786	840.925.836.195	1.221.556.830.000	1.127.513.140.000	0,358275	0,27295	0,493535	0,425607
HRUM	4.766.926.743.250	4.525.332.487.368	4.761.308.847.832	4.799.375.624.463	1.049.157.938.500	1.026.891.451.348	516.078.277.488	782.303.488.596	0,220091	0,226921	0,10839	0,163001
INCO	20.999.758.500	22.320.483.206	25.425.979.848	24.772.455.267	6.943.949.250	6.861.560.174	6.310.948.256	5.278.363.209	0,330668	0,307411	0,248209	0,213074
ITMG	11.006.269.750	11.234.597.248	11.570.298.248	12.253.027.290	5.246.491.250	5.109.867.448	4.766.526.384	4.082.794.086	0,476682	0,454833	0,411962	0,333207

KKGI	8.985.461.485.000	9.025.744.138.040	10.642.167.915.600	11.397.842.601.180	4.010.282.010.000	3.422.333.610.780	3.019.636.042.400	1.930.799.911.320	0,446308	0,379175	0,283743	0,1694
MEDC	10.985.266.083.750	11.505.825.112.516	9.726.897.261.176	12.024.541.082.568	20.027.807.423.750	22.280.165.768.742	30.614.692.330.216	36.547.513.449.741	1,823152	1,936425	3,147426	3,03941
MITI	111.563.686.751	273.779.890.951	110.913.528.478	87.173.401.656	45.429.682.728	88.898.918.712	138.014.959.336	142.275.119.991	0,407209	0,324709	1,244347	1,632093
MYOH	782.255.000.000	1.003.310.000.000	1.294.170.932.304	1.451.319.467.283	1.033.563.263.000	1.027.787.095.000	941.159.345.272	537.054.832.503	1,321261	1,024396	0,72723	0,370046
PKPK	175.158.380.000	146.734.588.000	83.514.963.000	69.785.430.000	186.390.422.000	156.521.132.000	87.083.601.000	87.917.337.000	1,064125	1,066696	1,042731	1,259824
PTBA	7.551.569.000.000	8.670.842.000.000	9.287.547.000.000	10.552.405.000.000	4.125.586.000.000	6.141.181.000.000	7.606.496.000.000	8.024.369.000.000	0,546322	0,708257	0,818999	0,76043
PTRO	2.420.306.000	2.410.723.154	2.471.632.328	2.301.572.847	3.817.908.500	3.436.862.310	3.425.669.624	3.010.844.928	1,577449	1,425656	1,385995	1,308168
RUIS	261.898.079.565	310.582.541.256	338.413.465.428	359.719.063.530	1.016.044.813.680	953.560.118.388	753.340.426.009	619.413.387.232	3,879543	3,070231	2,226095	1,721937
TINS	4.892.111.000.000	5.608.242.000.000	5.371.068.000.000	5.656.685.000.000	2.991.183.000.000	4.144.235.000.000	3.908.615.000.000	3.891.946.000.000	0,61143	0,738954	0,727717	0,688026
TOBA	1.598.395.239.000	1.779.692.030.172	2.150.558.710.936	1.994.991.742.002	2.219.292.013.750	1.978.537.215.312	1.764.241.664.432	1.537.233.168.975	1,38845	1,11173	0,820364	0,770546
ARII	1.616.718.250	1.342.164.712	1.136.750.952	759.773.301	2.243.967.250	2.897.876.086	3.736.223.224	3.697.769.544	1,387977	2,159106	3,286756	4,866938
CKRA	1.186.228.727.307	1.017.761.926.976	942.073.020.712	884.147.378.572	8.862.768.029	16.689.522.785	40.562.317.208	21.323.169.944	0,007471	0,016398	0,043056	0,024117
DSSA	10.599.125.001.500	10.480.421.561.694	15.499.850.196.648	17.328.780.819.630	4.112.268.478.500	5.803.411.472.292	13.159.414.883.200	12.816.761.336.400	0,387982	0,553738	0,849003	0,739623
SMRU	227.380.396.250	1.325.166.617.740	1.241.557.731.640	991.516.729.098	18.842.447.750	1.313.049.679.340	1.422.354.939.192	1.444.764.368.418	0,082868	0,990856	1,145621	1,457126



LAMPIRAN 3
DATA STRUKTUR AKTIVA

Nama	Aset				Aset tetap				SA			
	2013	2014	2015	2016	2013	2014	2015	2016	2013	2014	2015	2016
ADRO	82.025.399.750.000	80.183.427.296.000	82.610.432.456.000	88.070.036.271.000	20.896.037.750.000	20.210.770.706.000	20.340.026.904.000	20.851.157.061.000	0,254751	0,252057	0,246216	0,236757
ANTM	21.865.117.000.000	22.044.202.000.000	30.356.851.000.000	29.981.536.000.000	6.700.156.000.000	8.699.660.000.000	12.267.804.000.000	12.958.946.000.000	0,306431	0,394646	0,40412	0,432231
ARTI	1.577.432.306.840	1.773.670.967.651	2.449.292.815.368	2.616.795.546.996	624.139.419.827	413.343.710.152	849.424.598.411	878.670.158.438	0,395668	0,233044	0,346804	0,335781
ATPK	1.489.339.945.000	1.795.068.920.000	1.772.109.917.000	1.585.848.621.000	1.137.966.057.000	1.043.207.509.000	1.086.684.869.000	965.344.237.000	0,764074	0,581152	0,613215	0,608724
BIPI	16.344.328.990.500	17.412.417.253.574	19.136.511.295.160	17.265.381.547.533	4.551.788.715.250	201.833.125.634	203.257.871.896	203.519.025.402	0,278493	0,011591	0,010621	0,011788
BUMI	90.090.508.285.750	87.562.859.253.730	47.058.246.040.912	41.888.921.531.100	21.470.697.818.500	21.311.981.158.986	3.136.938.916.616	3.028.281.756.990	0,238324	0,243391	0,066661	0,072293
BSSR	1.950.274.418.750	2.089.803.415.056	16.274.635.136.752	2.484.307.730.730	775.520.268.250	788.191.640.488	921.486.149.040	929.409.086.466	0,397647	0,377161	0,056621	0,374112
BYAN	19.193.163.449.250	14.523.027.237.628	13.002.376.356.992	11.135.743.983.483	3.465.592.987.500	3.224.586.713.838	3.604.502.288.888	3.337.159.816.809	0,180564	0,222033	0,277219	0,29968
CITA	3.773.605.646.333	2.790.120.638.838	2.795.962.339.721	2.726.213.720.854	1.074.041.144.676	924.153.182.639	788.394.621.534	595.703.186.622	0,284619	0,331223	0,281976	0,218509
CTTH	326.960.068.946	366.053.299.896	605.667.034.867	615.962.000.265	64.772.939.641	61.647.100.463	232.121.353.124	224.906.807.944	0,198107	0,16841	0,383249	0,365131
DEWA	4.480.535.855.250	4.448.949.305.514	5.170.924.457.248	5.149.230.050.118	1.760.176.481.000	1.590.342.651.618	2.134.799.363.496	2.297.878.952.817	0,39285	0,357465	0,412847	0,446257
DOID	10.818.054.000.000	9.053.054.070.000	8.317.960.610.000	8.822.757.040.000	4.881.836.330.000	4.266.494.600.000	3.793.059.580.000	4.059.269.300.000	0,451268	0,471277	0,456008	0,460091
ELSA	4.370.964.000.000	4.245.704.000.000	4.407.513.000.000	4.190.956.000.000	1.048.948.000.000	1.239.721.000.000	1.480.580.000.000	1.592.311.000.000	0,239981	0,291994	0,335922	0,37994
ESSA	1.448.902.131.250	1.748.137.944.826	3.852.056.001.248	9.036.444.010.524	509.409.255.250	790.299.065.122	1.201.488.082.024	1.492.285.260.270	0,351583	0,45208	0,311908	0,165141
GEMS	3.993.668.982.181	3.921.803.353.518	3.696.672.950.000	3.776.700.000.000	694.183.880.714	683.585.633.245	529.721.310.000	503.499.330.000	0,173821	0,174304	0,143297	0,133317
HRUM	5.816.084.681.750	5.552.223.938.716	5.277.387.125.320	5.581.679.113.059	1.421.628.890.500	1.332.373.170.604	1.364.734.546.968	1.201.721.413.872	0,244431	0,239971	0,2586	0,215297
INCO	27.943.707.750	29.182.043.380	31.736.928.104	30.050.818.476	20.234.084.500	20.109.754.546	22.228.178.928	20.695.413.459	0,724102	0,689114	0,700388	0,688681
ITMG	16.252.761.000	16.344.464.696	16.336.824.632	16.335.821.376	3.878.019.250	3.571.671.376	3.529.691.216	3.021.917.388	0,238607	0,218525	0,216057	0,184987
KKGI	12.995.743.495.000	12.448.077.748.820	13.661.803.958.000	13.328.642.512.500	2.281.535.182.500	2.250.053.951.040	2.251.822.489.920	2.046.747.471.720	0,17556	0,180755	0,164826	0,15356

MEDC	31.013.073.507.500	33.785.990.881.258	40.341.589.591.392	48.572.054.532.309	1.049.834.420.250	1.106.595.439.446	956.086.242.696	69.814.763.445	0,033851	0,032753	0,0237	0,001437
MITI	156.993.369.479	362.678.809.663	248.928.487.814	229.448.521.647	35.024.014.530	28.102.541.921	1.444.888.367	1.194.295.622	0,223092	0,077486	0,005804	0,005205
MYOH	1.815.818.263.000	2.031.097.095.000	2.235.330.277.576	1.988.374.299.786	897.650.278.000	976.929.045.000	951.437.754.408	759.792.826.338	0,49435	0,480986	0,425636	0,382118
PKPK	361.548.802.000	303.255.720.000	170.598.564.000	157.702.767.000	73.232.368.000	83.062.961.000	64.034.468.000	50.886.563.000	0,202552	0,273904	0,375352	0,322674
PTBA	11.677.155.000.000	14.812.023.000.000	16.894.043.000.000	18.576.774.000.000	2.803.393.000.000	3.987.565.000.000	5.579.117.000.000	6.087.746.000.000	0,240075	0,269211	0,330242	0,327707
PTRO	6.238.214.500	5.847.585.464	5.897.301.952	5.312.417.775	3.717.617.750	3.491.996.130	3.735.904.352	3.148.751.067	0,595943	0,597169	0,633494	0,592715
RUIS	1.277.942.893.245	1.264.142.659.644	1.091.753.891.437	979.132.450.762	406.569.506.411	507.593.258.183	474.338.230.928	443.475.154.491	0,318144	0,401532	0,434474	0,452927
TINS	7.883.294.000.000	9.752.477.000.000	9.279.683.000.000	9.548.631.000.000	1.888.603.000.000	2.017.066.000.000	2.224.368.000.000	2.221.103.000.000	0,23957	0,206826	0,239703	0,23261
TOBA	3.817.687.252.750	3.758.229.245.484	3.914.800.375.368	3.532.224.910.977	600.651.555.000	599.109.717.220	677.240.123.664	639.899.824.368	0,157334	0,159413	0,172995	0,181161
ARII	3.860.685.500	4.240.040.798	4.872.974.176	4.457.542.845	765.441.250	793.251.900	1.054.468.112	951.475.392	0,198266	0,187086	0,216391	0,213453
CKRA	1.195.091.495.336	1.034.451.449.761	982.635.337.920	905.470.548.516	6.951.896.797	17.587.587.344	12.065.702.504	9.366.193.054	0,005817	0,017002	0,012279	0,010344
DSSA	14.682.525.142.250	16.283.833.033.986	27.702.578.997.328	31.495.842.156.030	4.218.333.413.000	6.937.165.731.454	5.402.146.724.208	5.705.466.501.756	0,287303	0,426016	0,195005	0,18115
SMRU	246.222.844.000	2.638.216.297.080	2.663.912.670.832	2.436.281.097.516	62.035.531.250	1.032.279.875.858	915.197.258.408	800.262.073.506	0,251949	0,391279	0,343554	0,328477



LAMPIRAN 4
DATA UKURAN PERUSAHAAN

Nama	Aset				SIZE			
	2013	2014	2015	2016	2013	2014	2015	2016
ADRO	82.025.399.750.000	80.183.427.296.000	82.610.432.456.000	88.070.036.271.000	32,03805	32,01534	32,04516	32,10915
ANTM	21.865.117.000.000	22.044.202.000.000	30.356.851.000.000	29.981.536.000.000	30,71591	30,72407	31,04404	31,0316
ARTI	1.577.432.306.840	1.773.670.967.651	2.449.292.815.368	2.616.795.546.996	28,08682	28,20407	28,52682	28,59297
ATPK	1.489.339.945.000	1.795.068.920.000	1.772.109.917.000	1.585.848.621.000	28,02935	28,21606	28,20319	28,09214
BIPI	16.344.328.990.500	17.412.417.253.574	19.136.511.295.160	17.265.381.547.533	30,4249	30,4882	30,58262	30,47972
BUMI	90.090.508.285.750	87.562.859.253.730	47.058.246.040.912	41.888.921.531.100	32,13184	32,10338	31,48241	31,36604
BSSR	1.950.274.418.750	2.089.803.415.056	16.274.635.136.752	2.484.307.730.730	28,29899	28,36809	30,42063	28,54102
BYAN	19.193.163.449.250	14.523.027.237.628	13.002.376.356.992	11.135.743.983.483	30,58558	30,30676	30,19615	30,04118
CITA	3.773.605.646.333	2.790.120.638.838	2.795.962.339.721	2.726.213.720.854	28,95905	28,65711	28,6592	28,63393
CTTH	326.960.068.946	366.053.299.896	605.667.034.867	615.962.000.265	26,5131	26,62604	27,1296	27,14645
DEWA	4.480.535.855.250	4.448.949.305.514	5.170.924.457.248	5.149.230.050.118	29,13076	29,12369	29,27407	29,26987
DOID	10.818.054.000.000	9.053.054.070.000	8.317.960.610.000	8.822.757.040.000	30,01224	29,83412	29,74944	29,80836
ELSA	4.370.964.000.000	4.245.704.000.000	4.407.513.000.000	4.190.956.000.000	29,106	29,07693	29,11433	29,06395
ESSA	1.448.902.131.250	1.748.137.944.826	3.852.056.001.248	9.036.444.010.524	28,00183	28,18957	28,97963	29,83229
GEMS	3.993.668.982.181	3.921.803.353.518	3.696.672.950.000	3.776.700.000.000	29,01573	28,99757	28,93845	28,95987
HRUM	5.816.084.681.750	5.552.223.938.716	5.277.387.125.320	5.581.679.113.059	29,39165	29,34522	29,29445	29,35051
INCO	27.943.707.750	29.182.043.380	31.736.928.104	30.050.818.476	24,05346	24,09682	24,18075	24,12616
ITMG	16.252.761.000	16.344.464.696	16.336.824.632	16.335.821.376	23,51153	23,51716	23,51669	23,51663
KKGI	12.995.743.495.000	12.448.077.748.820	13.661.803.958.000	13.328.642.512.500	30,19564	30,15259	30,24563	30,22094

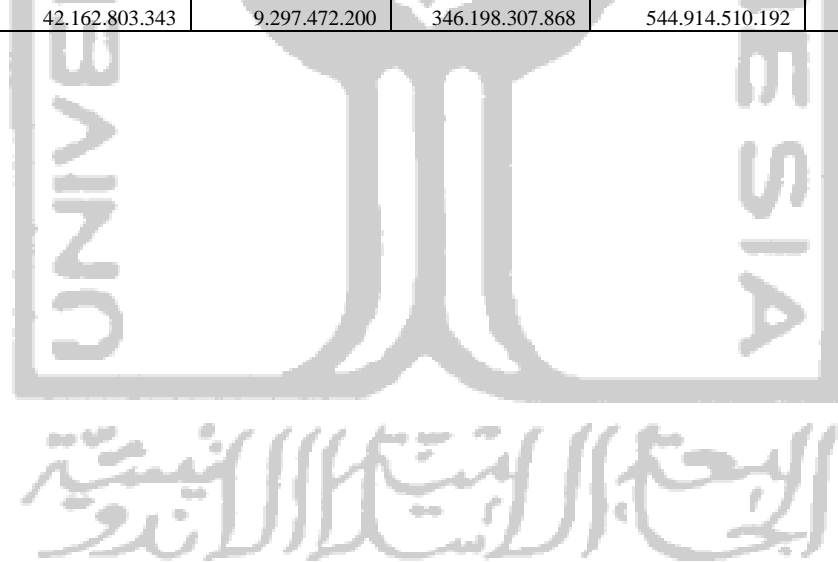
MEDC	31.013.073.507.500	33.785.990.881.258	40.341.589.591.392	48.572.054.532.309	31,06543	31,15107	31,3284	31,51407
MITI	156.993.369.479	362.678.809.663	248.928.487.814	229.448.521.647	25,77947	26,61678	26,24043	26,15894
MYOH	1.815.818.263.000	2.031.097.095.000	2.235.330.277.576	1.988.374.299.786	28,22756	28,3396	28,43541	28,31834
PKPK	361.548.802.000	303.255.720.000	170.598.564.000	157.702.767.000	26,61366	26,43784	25,86258	25,78398
PTBA	11.677.155.000.000	14.812.023.000.000	16.894.043.000.000	18.576.774.000.000	30,08866	30,32646	30,45798	30,55293
PTRO	6.238.214.500	5.847.585.464	5.897.301.952	5.312.417.775	22,55396	22,48929	22,49776	22,39331
RUIS	1.277.942.893.245	1.264.142.659.644	1.091.753.891.437	979.132.450.762	27,87627	27,86542	27,71881	27,60993
TINS	7.883.294.000.000	9.752.477.000.000	9.279.683.000.000	9.548.631.000.000	29,69577	29,90854	29,85885	29,88742
TOBA	3.817.687.252.750	3.758.229.245.484	3.914.800.375.368	3.532.224.910.977	28,97067	28,95497	28,99579	28,89295
ARII	3.860.685.500	4.240.040.798	4.872.974.176	4.457.542.845	22,07411	22,16784	22,30697	22,21786
CKRA	1.195.091.495.336	1.034.451.449.761	982.635.337.920	905.470.548.516	27,80924	27,66489	27,6135	27,53172
DSSA	14.682.525.142.250	16.283.833.033.986	27.702.578.997.328	31.495.842.156.030	30,31768	30,42119	30,95255	31,08088
SMRU	246.222.844.000	2.638.216.297.080	2.663.912.670.832	2.436.281.097.516	26,2295	28,60112	28,61082	28,52149



LAMPIRAN 5
DATA PERTUMBUHAN PERUSAHAAN

Nama	Kode	Sales					Growth			
		2012	2013	2014	2015	2016	2013	2014	2015	2016
ADRO	PT Adaro Energy Tbk	36.175.148.102.000	40.242.989.500.000	41.574.700.888.000	37.217.575.264.000	34.084.799.217.000	0,112449	0,033092	-0,1048	-0,08417
ANTM	PT Aneka Tambang Tbk	10.449.886.000.000	11.298.322.000.000	9.420.631.000.000	10.531.505.000.000	9.106.261.000.000	0,081191	-0,16619	0,117919	-0,13533
ARTI	PT Ratu Prabu Energy Tbk	449.486.000.000	404.543.663.558	357.566.721.199	225.794.233.032	210.140.743.548	-0,09999	-0,11612	-0,36853	-0,06933
ATPK	PT Bara Jaya International Tbk	181.494.610.000	409.411.286.000	672.653.702.000	246.706.960.000	10.202.426.000	1,255777	0,642978	-0,63323	-0,95865
BIPI	PT Benakat Integra Tbk	369.858.654.494	2.334.791.555.250	3.280.547.578.644	134.075.846.424	31.092.129.327	5,312659	0,405071	-0,95913	-0,7681
BUMI	PT Bumi Resources Tbk	36.690.485.789.856	43.455.949.230.750	774.229.544.410	561.582.642.832	315.597.908.787	0,184393	-0,98218	-0,27466	-0,43802
BSSR	PT Baramulti Sukses Sarana Tbk	1.058.956.155.104	1.753.875.448.500	2.714.314.258.306	3.591.063.636.408	3.275.808.018.105	0,65623	0,547609	0,32301	-0,08779
BYAN	PT Byan Resources Tbk	13.827.550.570.758	14.056.482.118.000	10.354.905.794.884	6.446.862.912.472	7.500.699.385.263	0,016556	-0,26334	-0,37741	0,163465
CITA	PT Citatah Tbk	2.608.869.416.336	4.124.941.232.085	167.877.150.565	13.903.396.540	486.325.886.446	0,581122	-0,9593	-0,91718	33,97893
CTTH	PT Citra Mineral Tbk	161.783.288.701	240.794.596.763	206.226.258.734	220.748.167.038	276.137.623.717	0,488377	-0,14356	0,070417	0,250917
DEWA	PT Darma Henwa Tbk	3.255.504.120.966	2.719.850.925.750	2.933.770.853.244	3.329.078.761.672	3.498.566.401.470	-0,16454	0,078651	0,134744	0,050911
DOID	PT Delta Dunia Malmur Tbk	-293.699.730.000	6.949.126.670.000	6.074.265.580.000	5.656.152.880.000	6.112.318.120.000	-24,6607	-0,1259	-0,06883	0,080649
ELSA	PT Elnusa Tbk	4.777.083.000.000	4.111.973.000.000	4.221.172.000.000	3.775.323.000.000	3.620.570.000.000	-0,13923	0,026556	-0,10562	-0,04099
ESSA	PT Surya Essa Tbk	383.911.037.982	517.488.828.500	499.242.828.574	561.496.353.296	392.684.523.840	0,347939	-0,03526	0,124696	-0,30065
GEMS	PT Golden Energy Mines Tbk	3.958.897.172.445	4.427.626.221.656	5.185.585.519.326	3.531.860.030.000	3.843.398.360.000	0,118399	0,171189	-0,31891	0,088208
HRUM	PT harum Energy Tbk	10.138.800.536.828	10.254.226.937.500	5.971.504.162.820	3.456.695.162.536	2.931.792.870.279	0,011385	-0,41765	-0,42113	-0,15185
INCO	PT vale Indonesia Tbk	8.956.478.084	11.849.755.750	12.978.101.164	10.949.024.680	7.887.682.929	0,323037	0,095221	-0,15635	-0,2796
ITMG	PT Indo Tambang Raya Megah Tbk	23.701.628.638	26.689.846.750	24.287.072.810	22.035.566.376	18.465.325.494	0,126076	-0,09003	-0,0927	-0,16202

KKGI	PT resources Alam Indonesia	20.884.169.654.580	23.700.619.145.000	16.973.577.087.880	15.390.639.905.600	12.508.723.338.720	0,13486	-0,28383	-0,09326	-0,18725
MEDC	PT medco Energy Tbk	8.788.790.184.544	10.859.885.116.500	9.385.632.948.538	7.975.625.937.168	8.106.550.733.484	0,235652	-0,13575	-0,15023	0,016416
MITI	PT Mitra Investindo Tbk	150.825.364.700	139.985.891.541	169.300.649.568	31.375.452.390	23.847.470.324	-0,07187	0,209412	-0,81468	-0,23993
MYOH	PT Myoh Energy Tbk	1.793.727.000.000	2.455.556.483.000	3.024.041.102.000	3.137.871.478.576	2.567.007.461.865	0,368969	0,231509	0,037642	-0,18193
PKPK	PT Perdana Karya Perkasa Tbk	294.488.422.000	202.625.598.000	76.405.376.000	19.798.817.000	8.402.374.000	-0,31194	-0,62292	-0,74087	-0,57561
PTBA	PT Bukit Asam Tbk	11.594.057.000.000	11.209.219.000.000	13.077.962.000.000	13.733.627.000.000	14.058.869.000.000	-0,03319	0,166715	0,050135	0,023682
PTRO	PT Petrosea Tbk	3.746.211.256	4.411.176.000	4.350.295.936	2.867.546.576	2.827.123.110	0,177503	-0,0138	-0,34084	-0,0141
RUIS	PT Radiant Utama Tbk	1.602.490.003.187	1.796.548.087.821	1.833.216.329.110	1.598.265.131.427	1.315.633.714.236	0,121098	0,02041	-0,12816	-0,17684
TINS	PT Timah Tbk	7.822.560.000.000	5.852.453.000.000	7.371.212.000.000	6.874.192.000.000	6.968.294.000.000	-0,25185	0,259508	-0,06743	0,013689
TOBA	PT Toba Bara Sejahtera Tbk	3.854.993.333.250	5.167.659.278.250	6.250.570.456.284	4.833.852.505.112	3.487.441.428.303	0,340511	0,209555	-0,22665	-0,27854
ARII	PT Atlas Resources Tbk	944.978.320	1.405.222.000	480.926.936	531.573.488	157.188.423	0,487042	-0,65776	0,10531	-0,7043
CKRA	PT Cakra Mineral Tbk	24.523.649.769	46.233.485.258	30.592.100.041	22.100.704.269	77.251.405.940	0,885261	-0,33831	-0,27757	2,495427
DSSA	PT Dian Swastika Sentosa Tbk	6.114.852.854.362	7.433.519.103.500	7.496.587.824.670	10.540.226.769.304	9.614.877.368.712	0,21565	0,008484	0,406003	-0,08779
SMRU	PT SMR Utama Tbk	42.162.803.343	9.297.472.200	346.198.307.868	544.914.510.192	580.934.559.387	-0,77949	36,23575	0,573995	0,066102



LAMPIRAN 6
DATA LIKUIDITAS

Nama	Aset Lancar				Kewajiban Lancar				CR			
	2013	2014	2015	2016	2013	2014	2015	2016	2013	2014	2015	2016
ADRO	16.793.267.750.000	15.897.943.264.000	15.146.683.416.000	21.506.430.645.000	9.477.567.750.000	9.683.986.690.000	6.300.813.672.000	8.703.426.165.000	1,771896	1,641673	2,403925	2,47103
ANTM	7.080.437.000.000	6.343.110.000.000	11.252.827.000.000	10.630.222.000.000	3.855.512.000.000	3.862.917.000.000	4.339.330.000.000	4.352.314.000.000	1,836445	1,642052	2,593218	2,44243
ARTI	464.916.989.928	489.123.168.777	757.255.533.491	834.749.278.253	129.075.809.309	235.665.515.571	156.965.137.093	264.253.507.603	3,601891	2,075497	4,824355	3,158896
ATPK	345.398.433.000	239.673.403.000	294.016.354.000	158.680.482.000	99.288.789.000	216.439.884.000	181.817.350.000	230.620.703.000	3,478725	1,107344	1,617097	0,688058
BIPI	1.595.952.711.500	1.912.134.892.640	2.056.272.184.048	358.237.452.636	3.010.710.013.500	6.734.787.256.078	6.128.787.662.688	6.837.763.375.380	0,530092	0,283919	0,33551	0,052391
BUMI	27.724.332.398.000	24.306.848.186.054	7.513.763.608.064	7.145.074.911.660	31.353.183.867.250	59.008.368.991.166	75.893.652.395.056	10.319.882.744.766	0,884259	0,411922	0,099004	0,69236
BSSR	405.868.849.750	491.517.142.662	642.090.682.872	731.626.216.482	821.729.779.500	733.145.334.488	768.762.349.184	654.831.185.211	0,49392	0,670423	0,835226	1,117275
BYAN	5.808.307.254.750	4.041.146.517.506	3.903.531.286.384	3.024.805.990.269	5.285.342.700.750	6.485.967.701.318	2.070.408.597.784	1.188.016.233.453	1,098946	0,62306	1,885392	2,546098
CITA	2.166.790.713.027	1.130.395.943.638	708.452.773.900	814.627.947.529	1.134.550.637.434	742.973.680.223	1.203.328.580.625	700.905.862.097	1,909823	1,521448	0,588744	1,16225
CTTH	231.766.295.200	274.529.892.516	319.565.858.417	331.400.378.677	214.802.881.607	252.616.548.189	316.679.237.740	301.007.248.281	1,078972	1,086745	1,009115	1,100971
DEWA	1.730.808.404.500	2.010.214.470.362	1.868.672.438.528	1.742.544.231.519	1.354.483.663.750	1.433.060.452.992	1.490.948.992.424	1.564.608.692.073	1,277836	1,402742	1,253344	1,113725
DOID	4.219.801.870.000	3.019.059.970.000	3.078.419.850.000	2.992.880.340.000	3.000.063.360.000	1.271.048.830.000	1.025.277.970.000	2.193.051.220.000	1,406571	2,375251	3,002522	1,364711
ELSA	2.492.219.000.000	2.236.668.000.000	2.079.319.000.000	1.865.116.000.000	1.560.197.000.000	1.378.311.000.000	1.448.585.000.000	1.254.181.000.000	1,597375	1,62276	1,435414	1,487119
ESSA	546.747.586.000	323.824.853.688	473.087.621.712	1.819.883.271.654	168.786.306.500	200.231.194.366	579.885.743.128	776.763.882.846	3,239289	1,617255	0,815829	2,342904
GEMS	1.861.966.556.285	1.757.801.329.334	1.957.371.110.000	2.034.116.990.000	1.015.810.673.088	796.834.747.302	700.482.700.000	538.942.920.000	1,832986	2,20598	2,794318	3,774272
HRUM	3.487.070.875.750	3.512.253.033.086	3.125.639.243.648	3.621.153.778.557	1.009.866.725.000	982.011.459.198	452.100.187.600	714.743.928.696	3,453001	3,576591	6,913599	5,066365
INCO	6.829.313.750	7.769.167.868	8.247.693.600	8.090.376.462	2.069.025.000	2.605.291.780	2.058.790.136	1.782.247.467	3,30074	2,982072	4,006088	4,539424
ITMG	7.430.752.000	7.120.551.606	7.102.776.752	7.278.171.012	4.589.756.500	455.285.334	3.942.145.216	3.224.989.005	1,618986	15,63976	1,801754	2,256805
KKGI	5.947.901.505.000	4.966.834.566.400	5.352.708.920.240	5.337.815.162.610	3.428.389.370.000	2.946.207.942.860	2.411.681.480.560	1.317.681.343.020	1,734897	1,68584	2,219492	4,050915


MEDC	10.062.715.092.500	9.390.547.734.778	14.485.984.458.464	15.315.923.379.855	5.023.160.152.500	5.847.657.775.568	7.300.995.156.944	11.620.145.487.846	2,003264	1,605865	1,984111	1,318049
MITI	98.515.506.083	145.110.640.550	218.248.731.350	205.138.864.713	25.220.775.266	57.931.096.147	117.280.609.454	120.437.594.367	3,906125	2,504883	1,860911	1,703279
MYOH	910.680.059.000	1.021.319.762.000	1.183.026.128.016	1.135.038.806.307	525.257.514.000	548.502.471.000	509.945.301.400	264.058.456.620	1,733778	1,862015	2,319908	4,298438
PKPK	256.689.690.000	187.189.075.000	69.563.977.000	61.433.458.000	176.353.513.000	155.931.587.000	86.263.922.000	86.910.409.000	1,455541	1,200456	0,806409	0,70686
PTBA	6.479.783.000.000	7.416.805.000.000	7.598.476.000.000	8.349.927.000.000	2.260.956.000.000	3.574.129.000.000	4.922.733.000.000	5.042.747.000.000	2,865948	2,075136	1,543548	1,655829
PTRO	2.310.215.250	2.210.753.664	1.957.416.568	1.994.879.208	1.485.986.250	1.344.140.028	1.260.806.024	924.172.326	1,554668	1,644735	1,552512	2,158558
RUIS	765.650.147.456	705.457.530.595	563.676.452.270	452.284.971.991	645.157.795.731	728.273.748.903	651.582.818.206	504.510.336.330	1,186764	0,968671	0,865088	0,896483
TINS	5.360.664.000.000	6.552.176.000.000	5.444.199.000.000	5.237.907.000.000	2.439.590.000.000	3.512.730.000.000	2.998.953.000.000	3.061.232.000.000	2,197363	1,865266	1,815367	1,711045
TOBA	1.594.935.104.000	1.406.426.167.188	1.338.003.216.064	953.632.091.160	1.781.782.982.000	1.133.100.392.060	956.029.525.072	985.326.643.329	0,895134	1,241219	1,399542	0,967833
ARII	506.525.250	606.221.980	555.752.304	492.130.338	2.085.966.750	1.845.257.694	2.709.774.256	2.777.567.100	0,242825	0,32853	0,205092	0,17718
CKRA	639.012.452.459	262.248.493.195	271.966.340.661	236.531.695.884	8.280.233.344	15.517.696.537	36.089.937.751	18.700.044.683	77,17324	16,89996	7,535794	12,64872
DSSA	5.036.265.851.750	3.528.670.234.418	5.654.881.136.088	5.689.030.083.030	2.440.842.120.500	1.855.392.802.858	3.651.827.011.296	3.255.176.230.782	2,063331	1,901845	1,548507	1,747687
SMRU	92.040.620.000	651.290.889.872	804.636.572.168	657.209.144.529	11.303.908.000	368.297.980.750	1.192.846.331.952	407.421.265.944	8,142372	1,76838	0,674552	1,613095



LAMPIRAN 7
DATA PROFITABILITAS

Nama	Laba Bersih				Aset				ROA			
	2013	2014	2015	2016	2013	2014	2015	2016	2013	2014	2015	2016
ADRO	2.841.963.250.000	2.294.617.080.000	2.093.505.592.000	4.600.283.058.000	82.025.399.750.000	80.183.427.296.000	82.610.432.456.000	88.070.036.271.000	0,034647	0,028617	0,025342	0,052234
ANTM	409.947.000.000	-775.286.000.000	-1.440.853.000.000	64.806.000.000	21.865.117.000.000	22.044.202.000.000	30.356.851.000.000	29.981.536.000.000	0,018749	-0,03517	-0,04746	0,002162
ARTI	66.431.882.195	30.077.661.785	15.451.564.865	9.285.490.258	1.577.432.306.840	1.773.670.967.651	2.449.292.815.368	2.616.795.546.996	0,042114	0,016958	0,006309	0,003548
ATPK	-16.740.643.000	13.040.702.000	-161.555.929.000	-288.021.991.000	1.489.339.945.000	1.795.068.920.000	1.772.109.917.000	1.585.848.621.000	-0,01124	0,007265	-0,09117	-0,18162
BIPI	296.400.938.750	327.260.203.256	-48.032.160.736	-2.330.230.912.044	16.344.328.990.500	17.412.417.253.574	19.136.511.295.160	17.265.381.547.533	0,018135	0,018795	-0,00251	-0,13497
BUMI	8.643.918.965.500	8.252.613.669.454	30.299.501.471.768	1.623.812.852.130	90.090.508.285.750	87.562.859.253.730	47.058.246.040.912	41.888.921.531.100	-0,09595	-0,09425	-0,64387	0,038765
BSSR	58.002.414.750	31.816.652.350	365.678.597.000	370.273.554.231	1.950.274.418.750	2.089.803.415.056	16.274.635.136.752	2.484.307.730.730	0,029741	0,015225	0,022469	0,149045
BYAN	-676.396.343.000	2.363.093.009.396	-1.134.048.220.656	243.262.391.799	19.193.163.449.250	14.523.027.237.628	13.002.376.356.992	11.135.743.983.483	-0,03524	-0,16271	-0,08722	0,021845
CITA	686.686.707.095	-384.699.345.184	-341.205.918.018	-265.247.346.551	3.773.605.646.333	2.790.120.638.838	2.795.962.339.721	2.726.213.720.854	0,181971	-0,13788	-0,12204	-0,0973
CTTH	484.079.776	1.014.318.138	1.949.752.745	20.881.438.764	326.960.068.946	366.053.299.896	605.667.034.867	615.962.000.265	0,001481	0,002771	0,003219	0,033901
DEWA	-633.866.254.000	3.733.109.702	6.457.213.456	7.425.164.670	4.480.535.855.250	4.448.949.305.514	5.170.924.457.248	5.149.230.050.118	-0,14147	0,000839	0,001249	0,001442
DOID	-293.699.730.000	154.696.460.000	-83.065.950.000	370.891.850.000	10.818.054.000.000	9.053.054.070.000	8.317.960.610.000	8.822.757.040.000	-0,02715	0,017088	-0,00999	0,042038
ELSA	242.605.000.000	418.092.000.000	379.745.000.000	316.066.000.000	4.370.964.000.000	4.245.704.000.000	4.407.513.000.000	4.190.956.000.000	0,055504	0,098474	0,086159	0,075416
ESSA	154.019.862.500	128.999.174.066	67.527.994.816	2.086.132.482	1.448.902.131.250	1.748.137.944.826	3.852.056.001.248	9.036.444.010.524	0,106301	0,073792	0,01753	0,000231
GEMS	228.478.877.062	133.821.901.227	20.887.810.000	349.882.480.000	3.993.668.982.181	3.921.803.353.518	3.696.672.950.000	3.776.700.000.000	0,05721	0,034123	0,00565	0,092642
HRUM	586.543.879.250	32.579.624.406	-263.372.037.256	242.780.469.729	5.816.084.681.750	5.552.223.938.716	5.277.387.125.320	5.581.679.113.059	0,100849	0,005868	-0,04991	0,043496
INCO	473.487.000	2.153.732.042	700.145.864	25.736.718	27.943.707.750	29.182.043.380	31.736.928.104	30.050.818.476	0,016944	0,073803	0,022061	0,000856
ITMG	2.511.017.250	2.503.125.436	874.915.448	1.764.963.627	16.252.761.000	16.344.464.696	16.336.824.632	16.335.821.376	0,154498	0,153148	0,053555	0,108043

KKGI	2.111.942.875.000	1.000.444.795.560	786.395.610.320	1.279.120.825.920	12.995.743.495.000	12.448.077.748.820	13.661.803.958.000	13.328.642.512.500	0,16251	0,080369	0,057562	0,095968
MEDC	195.737.556.000	171.486.971.026	-2.581.109.972.424	2.525.722.363.437	31.013.073.507.500	33.785.990.881.258	40.341.589.591.392	48.572.054.532.309	0,006311	0,005076	-0,06398	0,051999
MITI	22.002.615.533	7.609.223.732	-195.214.433.022	-21.270.477.152	156.993.369.479	362.678.809.663	248.928.487.814	229.448.521.647	0,14015	0,020981	-0,78422	-0,0927
MYOH	173.784.084.000	268.299.625.000	333.963.825.195	287.058.292.059	1.815.818.263.000	2.031.097.095.000	2.235.330.277.576	1.988.374.299.786	0,095706	0,132096	0,149402	0,144368
PKPK	333.679.000	-28.431.513.000	-60.520.395.000	-13.729.533.000	361.548.802.000	303.255.720.000	170.598.564.000	157.702.767.000	0,000923	-0,09375	-0,35475	-0,08706
PTBA	1.854.281.000.000	2.019.214.000.000	2.037.111.000.000	2.024.405.000.000	11.677.155.000.000	14.812.023.000.000	16.894.043.000.000	18.576.774.000.000	0,158796	0,136323	0,120582	0,108975
PTRO	212.023.000	28.167.006	-175.948.024	-105.660.975	6.238.214.500	5.847.585.464	5.897.301.952	5.312.417.775	0,033988	0,004817	-0,02984	-0,01989
RUIS	29.635.487.726	55.705.494.936	41.281.106.302	26.070.316.770	1.277.942.893.245	1.264.142.659.644	1.091.753.891.437	979.132.450.762	0,02319	0,044066	0,037812	0,026626
TINS	515.102.000.000	637.954.000.000	1.062.657.000.000	251.969.000.000	7.883.294.000.000	9.752.477.000.000	9.279.683.000.000	9.548.631.000.000	0,065341	0,065415	0,114514	0,026388
TOBA	42.389.646.425	44.757.790.101	356.638.853.080	196.965.182.316	3.817.687.252.750	3.758.229.245.484	3.914.800.375.368	3.532.224.910.977	0,011103	0,011909	0,0911	0,055762
ARII	-131.981.500	-307.774.236	-359.382.608	-344.083.446	3.860.685.500	4.240.040.798	4.872.974.176	4.457.542.845	-0,03419	-0,07259	-0,07375	-0,07719
CKRA	257.724.837	-281.665.335.349	-54.627.723.231	-54.179.634.632	1.195.091.495.336	1.034.451.449.761	982.635.337.920	905.470.548.516	0,000216	-0,27228	-0,05559	-0,05984
DSSA	-56.216.340.250	110.903.754.262	1.656.843.717.056	874.681.481.478	14.682.525.142.250	16.283.833.033.986	27.702.578.997.328	31.495.842.156.030	-0,00383	0,006811	0,059808	0,027771
SMRU	-45.548.862.927	-35.176.102.276	-309.448.597.608	-226.795.334.766	246.222.844.000	2.638.216.297.080	2.663.912.670.832	2.436.281.097.516	-0,18499	-0,01333	-0,11616	-0,09309



LAMPIRAN 8
HASIL REGRESI

Variables Entered/Removed^a

Model	Variables Entered	Variables Removed	Method
1	X5, X4, X3, X2, X1 ^b	.	Enter

a. Dependent Variable: Y

b. All requested variables entered.

Model Summary^b

Model	R	R Square	Adjusted R Square	Std. Error of the Estimate	Durbin-Watson
1	,447 ^a	,200	,160	,53074	2,065

a. Predictors: (Constant), X5, X4, X3, X2, X1

b. Dependent Variable: Y

ANOVA^a

Model		Sum of Squares	df	Mean Square	F	Sig.
1	Regression	7,100	5	1,420	5,041	,000 ^b
	Residual	28,451	101	,282		
	Total	35,550	106			

a. Dependent Variable: Y

b. Predictors: (Constant), X5, X4, X3, X2, X1

Coefficients^a

Model	Unstandardized Coefficients		Standardized Coefficients	T	Sig.	
	B	Std. Error	Beta			
1	(Constant)	2,253	,680		3,312	,001
	X1	-,752	,329	-,222	-2,282	,025
	X2	-,040	,022	-,170	-1,758	,082
	X3	,016	,011	,131	1,468	,145
	X4	-,024	,007	-,313	-3,426	,001
	X5	-1,036	,462	-,205	-2,243	,027

Coefficients^a

Model	Collinearity Statistics		
	Tolerance	VIF	
1	(Constant)		
	X1	,840	1,190
	X2	,845	1,184
	X3	,995	1,005
	X4	,949	1,054

X5	,952	1,050
----	------	-------

a. Dependent Variable: Y



Collinearity Diagnostics^a

Model	Dimension	Eigenvalue	Condition Index	Variance Proportions			
				(Constant)	X1	X2	X3
1	1	3,020	1,000	,00	,02	,00	,00
	2	1,034	1,709	,00	,00	,00	,44
	3	,924	1,808	,00	,00	,00	,50
	4	,847	1,888	,00	,02	,00	,06
	5	,171	4,203	,00	,78	,01	,00
	6	,003	31,511	,99	,18	,99	,00

Collinearity Diagnostics^a

Model	Dimension	Variance Proportions	
		X4	X5
1	1	,02	,00
	2	,00	,48
	3	,07	,45
	4	,80	,02
	5	,08	,00

6	,03	,04
---	-----	-----

a. Dependent Variable: Y



Residuals Statistics^a

	Minimum	Maximum	Mean	Std. Deviation	N
Predicted Value	-,6891	1,9660	,8395	,25880	107
Std. Predicted Value	-5,906	4,353	,000	1,000	107
Standard Error of Predicted Value	,055	,510	,106	,068	107
Adjusted Predicted Value	-8,9292	2,6490	,7693	,98005	107
Residual	-,98146	2,00520	,00000	,51808	107
Std. Residual	-1,849	3,778	,000	,976	107
Stud. Residual	-1,897	4,701	,027	1,101	107
Deleted Residual	-1,40467	8,93665	,07022	1,02837	107
Stud. Deleted Residual	-1,922	5,292	,038	1,145	107
Mahal. Distance	,155	96,747	4,953	12,305	107
Cook's Distance	,000	43,570	,423	4,211	107
Centered Leverage Value	,001	,913	,047	,116	107

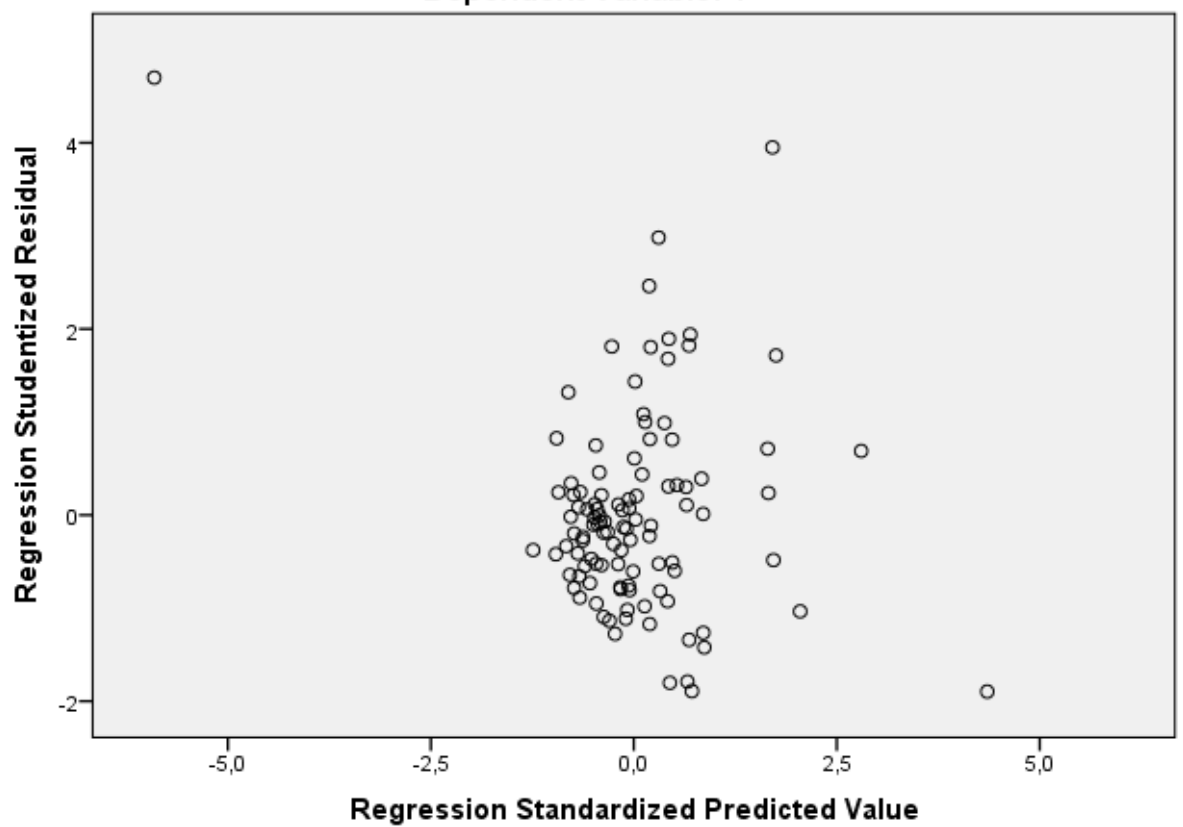
a. Dependent Variable: Y

Charts



Scatterplot

Dependent Variable: Y



```
/K-S(NORMAL)=RES_3
```

```
/MISSING ANALYSIS.
```

One-Sample Kolmogorov-Smirnov Test

		Unstandardized Residual
N		107
Normal Parameters ^{a,b}	Mean	,0000000
	Std. Deviation	,51807534
	Absolute	,122
Most Extreme Differences	Positive	,122
	Negative	-,049
Kolmogorov-Smirnov Z		1,257
Asymp. Sig. (2-tailed)		,085

a. Test distribution is Normal.

b. Calculated from data.

One-Sample Kolmogorov-Smirnov Test

		Unstandardized Residual
N		128
Normal Parameters ^{a,b}	Mean	,0000000
	Std. Deviation	3,25127945
	Absolute	,307
Most Extreme Differences	Positive	,236
	Negative	-,307
Kolmogorov-Smirnov Z		3,476
Asymp. Sig. (2-tailed)		,000

a. Test distribution is Normal.

b. Calculated from data.