

**TUGAS AKHIR**

PERPUSTAKAAN FTSP UIN	
SLAYAN YOGYAKARTA	
TEL. TERIMA :	22 Mei 2004
NO. JUDUL :	001150
NO. INV. :	5120001150001
NO. KOPING :	

**SPA DI KAWASAN WISATA KALIURANG  
YOGYAKARTA  
SPA IN KALIURANG TOURIST AREA  
OF YOGYAKARTA**



**Disusun oleh :**  
**HERY SURYONO**  
98512140

**JURUSAN TEKNIK ARSITEKTUR  
FAKULTAS TEKNIK SIPIL DAN PERENCANAAN  
UNIVERSITAS ISLAM INDONESIA  
2004**

R.  
711.557  
Snr  
S  
A  
vi, 68 bibe; 17.900  
o Cas. wisata Kaliurang

**LEMBAR PENGESAHAN  
LAPORAN TUGAS AKHIR  
BIDANG PERANCANGAN**


Telah diperiksa dan disetujui Laporan Tugas Akhir dengan judul

**SPA DI KAWASAN WISATA KALIURANG  
YOGYAKARTA**

Disusun Oleh :  
**HERY SURYONO**  
98 512 140


JOGJAKARTA, JANUARI 2004

MENYETUJUI,  
Dosen Pembimbing



**Ir. H. Munichy B. Edrees, M.Arch.**

MENGETAHUI,  
Ketua Jurusan Arsitektur



**Ir. Bervianto Budi Santosa, M. Arch.**

**TUGAS AKHIR**  
**SPA DI KAWASAN WISATA KALIURANG**  
**YOGYAKARTA**  
**SPA IN KALIURANG TOURIST AREA**  
**OF YOGYAKARTA**  
**OLEH**  
**HERY SURYONO**  
**98512140**  
**Dosen Pembimbing**  
**Ir. H. Munichy B Edrees, M. Arch**

**ABSTRAKSI**

Pada masa sekarang ini kesehatan tubuh sangatlah besar artinya bagi orang yang memiliki tingkat kesibukan yang cukup tinggi. Dari kegiatan-kegiatan mereka yang menyita cukup banyak waktu sehingga kesehatan tubuh terkadang dilupakan.

Dengan adanya tuntutan dari kondisi ini maka bermunculan fasilitas-fasilitas umum yang bertujuan untuk menampung individu-individu yang ingin melakukan refreshing dan menghilangkan kejenuhan akibat dari rutinitas sehari-hari. Salah satu fasilitas tersebut adalah *spa*.

Spa berasal dari bahasa itali yaitu *salute per aqua* yang berarti perawatan kesehatan tubuh dengan perantara air. Seiring dengan perkembangan jaman perawatan spa dikembangkan dan disempurnakan dengan menambahkan program-program perawatan antara lain pemijatan, perawatan kulit muka dan rangkaian terapi-terapi yang bertujuan untuk memulihkan kesehatan jasmani dan rohani.

Dengan adanya spa di Yogyakarta khususnya di kawasan wisata Kaliurang ini diharapkan dapat mewadahi kebutuhan dari masyarakat Yogyakarta untuk mendapatkan fasilitas spa.

Spa di kawasan wisata Kaliurang ini memiliki fasilitas antara lain perawatan pemijatan, hidroterapi dan ditunjang dengan fasilitas olah raga yang bertujuan untuk memulihkan kesehatan jasmani dan rohani. Selain fasilitas-fasilitas yang tersebut spa ini juga didukung dengan adanya cottage dan vila-vila guna menunjang kegiatan dari fungsi utama bangunan.

## KATA PENGANTAR

*Assalamu'alaikum Wr. Wb*

Alhamdulillahirobbil 'alamin, puji syukur kehadiran Allah SWT atas rahmat dan hidayah-Nya sehingga dapat diselesaikannya tugas akhir dengan judul Spa di Kawasan Kaliurang, Yogyakarta ini.

Dalam pelaksanaan dan penyelesaian tugas akhir ini penulis telah banyak dibimbing dan dibantu oleh berbagai pihak. Dengan ini penulis mengucapkan banyak terima kasih kepada :

1. Bapak Ir. Revianto Budi S, M. Arch, selaku Ketua Jurusan Arsitektur, Fakultas Teknik Sipil dan Perencanaan Universitas Islam Indonesia.
2. Bapak Ir. H. Munichy B Edrees, M. Arch, selaku dosen pembimbing yang selalu bersedia membimbing, mengarahkan dan memberi ilmu yang sangat berarti dalam proses penyelesaian tugas akhir ini.
3. Bapak dan Mama' tercinta : " Terima kasih atas semua dorongan baik moril terutama materiel ... walau perih selalu kau topang jalanku".
4. Bapak Drs. H. Kusman Abdi, MA, terima kasih atas doa-doa dan motivasi yang Bapak berikan.
5. Mas Warsono, Mba' Indra dan Dek Sekar, terima kasih atas semua bantuannya baik moril maupun materiel.
6. Mba Pipit dan Bang Hendry, terima kasih atas dorongan dan nasihat-nasihatnya.
7. Lintang Kusuma Dewi, terima kasih atas segala bantuannya baik moril maupun materiel.
8. Novan dan Yani, terima kasih atas bantuannya dalam menyelesaikan maket tugas akhir.
9. Tyas yang telah membantu menyelesaikan gambar tugas akhir ini
10. Nia, Dewi dan Maya yang telah bersama-sama kita menyelesaikan tugas akhir,
11. Semua teman-teman Arsitektur UII.

12. Seluruh pihak yang tidak dapat disebutkan satu persatu yang telah membantu terselesaikannya tugas akhir ini, semoga mendapatkan balasan yang lebih baik dari-Nya, Amien.


Akhir kata, semoga semua kebaikan yang telah diberikan oleh pihak-pihak yang telah membantu akan mendapatkan balasan yang sesuai dari Allah SWT, ... Amien.

Terima Kasih

*Assalamu'alaikum W.r. W.b*

Yogyakarta, 28 Januari 2004

Penulis



Hery Suryono

98512140

## DAFTAR ISI

<b>HALAMAN JUDUL</b>	i
<b>LEMBAR PENGESAHAN</b>	ii
<b>ABSTRAK</b>	iii
<b>KATA PENGANTAR</b>	iv
<b>DAFTAR ISI</b>	v
<b>BAB I. PENDAHULUAN</b>	
I. Latar Belakang .....	1
II. Spesifikasi Umum Proyek .....	3
III. Permasalahan .....	4
<b>BAB II. SKEMATIK DESAIN</b>	
<b>BAB III. LAPORAN PERANCANGAN</b>	
<b>DAFTAR PUSTAKA</b>	
<b>LAMPIRAN</b>	



PENDAHULUAN

BAB I

# **BAB I**

## **PENDAHULUAN**

### **I. LATAR BELAKANG**

Pada masa sekarang ini Jogjakarta tumbuh sebagai kota yang padat dengan kegiatan bisnis maupun pendidikan yang sarat dengan kesibukan-kesibukan yang menyita waktu untuk bekerja dan berpikir. Dengan kondisi ini maka terjadi kurangnya waktu untuk bersantai dan beristirahat bagi masing-masing individu. Kurangnya waktu untuk istirahat maka semakin lama akan mengakibatkan titik jenuh pada diri seseorang yang pada akhirnya akan berakibat stres.

Dengan adanya tuntutan kondisi ini maka bermunculan fasilitas-fasilitas umum yang bertujuan untuk menampung individu-individu yang ingin melakukan refreshing dan menghilangkan kejenuhan akibat dari rutinitas sehari-hari. Salah satu fasilitas umum yang saat ini secara tidak langsung menjadi trend adalah Spa. Hal ini karena dirasa dengan mengikuti program-program Spa adalah kegiatan yang paling efektif untuk memulihkan vitalitas jasmani dan rohani.

Sejarah dari kata Spa berasal dari bahasa Itali yaitu *salute per aqua*, ada yang mengatakan dengan bahasa latin *sanitas per aqua*, namun kegiatan Spa ini dimulai dari sebuah kota di Belgia yang memiliki mata air alami yang diyakini dapat mendapatkan kesehatan dengan perantara air. Seiring dengan berkembangnya jaman perawatan spa ini mulai dikembangkan dan disempurnakan lagi dengan tambahan program-program perawatan seperti perawatan muka, pijatan, perawatan kecantikan dan terapi-terapi yang merupakan serangkaian program spa yang dapat memulihkan kesehatan jasmani dan rohani bagi individu-individu yang membutuhkannya.

**HERY SURYONO**



Dewasa ini di Indonesia spa tumbuh bagai cendawan yang tumbuh di musim hujan, hampir setiap hotel maupun resort memiliki fasilitas ini bahkan salah satu spa di Indonesia menjadi spa terbesar di Asia Tenggara.

Ditinjau dari segi paket program yang ditawarkan dan lokasinya maka spa dapat digolongkan menjadi empat jenis, yaitu :

1. Day / City Spa

Day / City Spa adalah spa yang banyak terdapat di kota-kota besar yang berada di dalam hotel-hotel berbintang maupun yang menjadi satu dengan salon kecantikan. Program-program perawatan yang diberikanpun hanya berdurasi 2 – 3 jam yang mana kegiatan-kegiatannya berupa perawatan muka, perawatan rambut, lulur, pijat dan mandi rempah.

2. Spa Destinasi

Sesuai dengan makna dari kata destinasi ( destination ) yang berarti suatu tempat tujuan maka spa destinasi berarti spa yang menjadi tempat tujuan utama oleh seseorang untuk mendapatkan kegiatan dan fasilitas spa. Spa destinasi merupakan spa dengan program yang berdurasi tiga sampai tujuh hari. Spa jenis ini biasanya terletak di tempat yang jauh dari keramaian kota, selain itu spa ini juga memiliki fasilitas penginapan yang biasanya mempunyai 2 tempat tidur untuk tiap kamar. Keunggulan dari Spa destinasi ini adalah dimana program-programnya yang lebih efektif dibandingkan dengan city spa yang program-programnya hanya berdurasi 2 – 3 jam sementara spa destinasi memiliki durasi perawatan 3 sampai 7 hari. Selain itu untuk spa destinasi tamu diperlakukan sebagaimana mengungsi dari rutinitas kesibukan sehari-hari.

3. Medical Spa

Spa jenis ini adalah spa yang memiliki fasilitas perawatan dengan memanfaatkan sumber air mineral alami dengan aplikasi medis. Dengan demikian spa jenis ini membutuhkan tim medis lengkap untuk menangani setiap kasus pasien / tamu.

#### 4. Wellness spa

Wellnes spa merupakan perpaduan antara medical spa dan day spa / City spa. Di dalam kegiatan yang diberikan terdapat eksistensi seorang dokter ahli gizi yang akan bertugas untuk mengatur pola makan pasien / tamu.

Dengan uraian diatas maka dapat dirumuskan suatu perencanaan bangunan yang berfungsi sebagai Spa destinasi yang menekankan penciptaan suasana naturalis dengan mengaplikasikan karakteristik rumah Jawa serta memasukkan elemen-elemen Hi-tech di dalamnya.

## II. Spesifikasi Umum Proyek

Lokasi dimana spa ini akan direncanakan yaitu di kawasan wisata Kaliurang. Luas dari site kurang lebih 15 000 M<sup>2</sup> dengan kondisi kontur yang memiliki derajat kemiringan cukup tinggi.

Dengan melihat kondisi lokasi tersebut maka hal yang akan dirasa akan menjadi kendala di dalam proses perancangan antara lain kondisi site yang memiliki derajat kemiringan yang cukup tinggi dan bagaimana menggabungkan antara unsur naturalis, karakter rumah Jawa dan elemen-elemen Hi-tech.

1. Fungsi bangunan : Spa
2. Kegiatan : olah raga, perawatan kesehatan ( jasmani dan rohani )
3. Lokasi : Kawasan wisata kaliurang
4. Luas lahan : + 15. 000 M<sup>2</sup>
5. Luas bangunan : Maksimal 10. 000 M<sup>2</sup>

**HERY SURYONO**

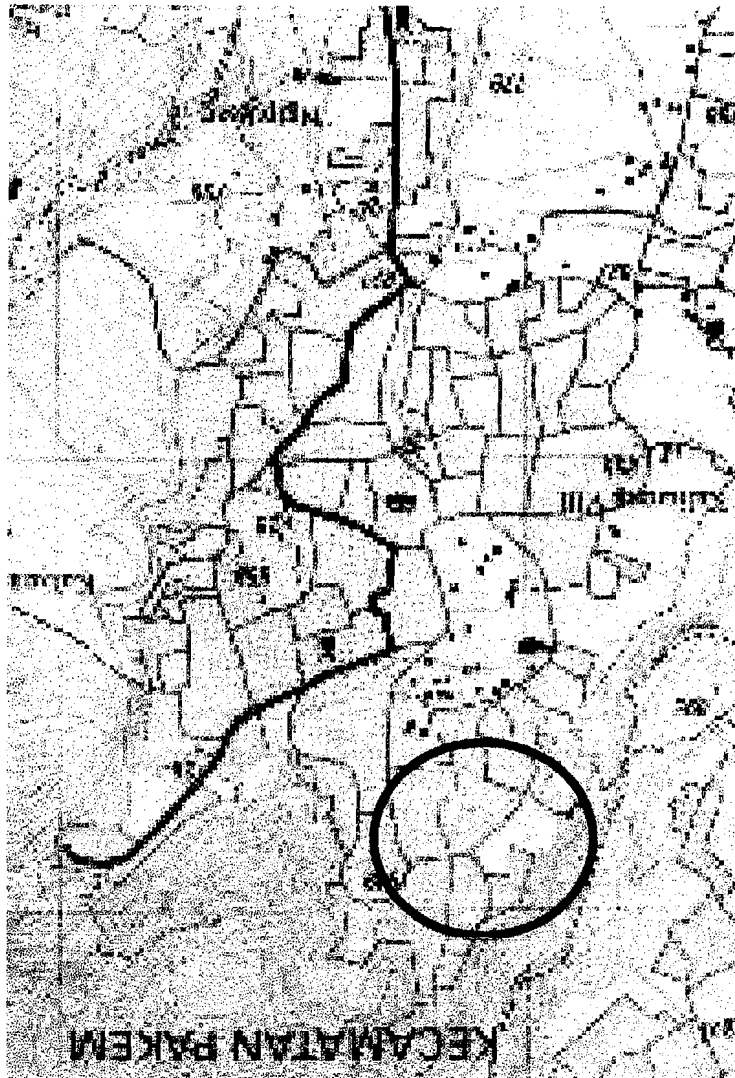
98512140

**HERY SURYONO**

SPA DI KAWASAN WISATA KALURANG


4

Peta lokasi site



### III. Permasalahan

1. Bagaimana menciptakan ruang yang dapat memenuhi kebutuhan aktifitas SPA yang nyaman, santai, alami dan memiliki tingkat privasi yang cukup memadai.
2. Bagaimana menciptakan *style* bangunan dengan menggabungkan antara unsur natural, karakteristik rumah Jawa dengan mengaplikasikan unsur Hi-Tech di dalamnya.



**SKEMATIK DESAIN**

**BAB II**

# KERANGKA POLA PIKIR



# PERMASALAHAN

1. Bagaimana menciptakan ruang yang dapat memenuhi kebutuhan aktivitas SPA
  - Nyaman
  - Alami
  - Privat.
2. Bagaimana merancang style bangunan dengan menggabungkan unsur :
  - Natural
  - Karakter rumah Jawa
  - Hi tech.

# JUDUL PROYEK

SPA DI KAWASAN  
WISATA KALIURANG

## DEFINISI

⇒ SPA

- SALUTE PER AQUA (ITALI)
- SANITAS PER AQUA (LATIN)



"PERAWATAN KESEHATAN  
DENGAN PERANTARA AIR"

SPA ADALAH FASILITAS UNTUK RELAKSASI DAN  
REVITALISASI YANG SALAH SATU PERAWATANNYA  
DENGAN AIR (AIR PANAS)

## LATAR BELAKANG

KONDISI KESEHATAN INDIVIDU YANG KURANG  
TERJAGA AKIBAT KESIBUKAN YANG TERLALU  
PADAT



DIBUTUHKAN FASILITAS UNTUK MEMULIHKAN  
KESEHATAN JASMANI DAN ROHANI



PROGRAM SPA

## FUNGSI BANGUNAN

BANGUNAN YANG MEWADAHKI KEGIATAN  
PROGRAM SPA MELIPUTI PERAWATAN  
KESEHATAN DAN OLAH RAGA.



# SITE / LOKASI

## PERTIMBANGAN PEMILIHAN SITE


### ➔ Berdasarkan Fungsi Bangunan

- udara yang segar
- VIEW yang bagus
- suasana yang tenang

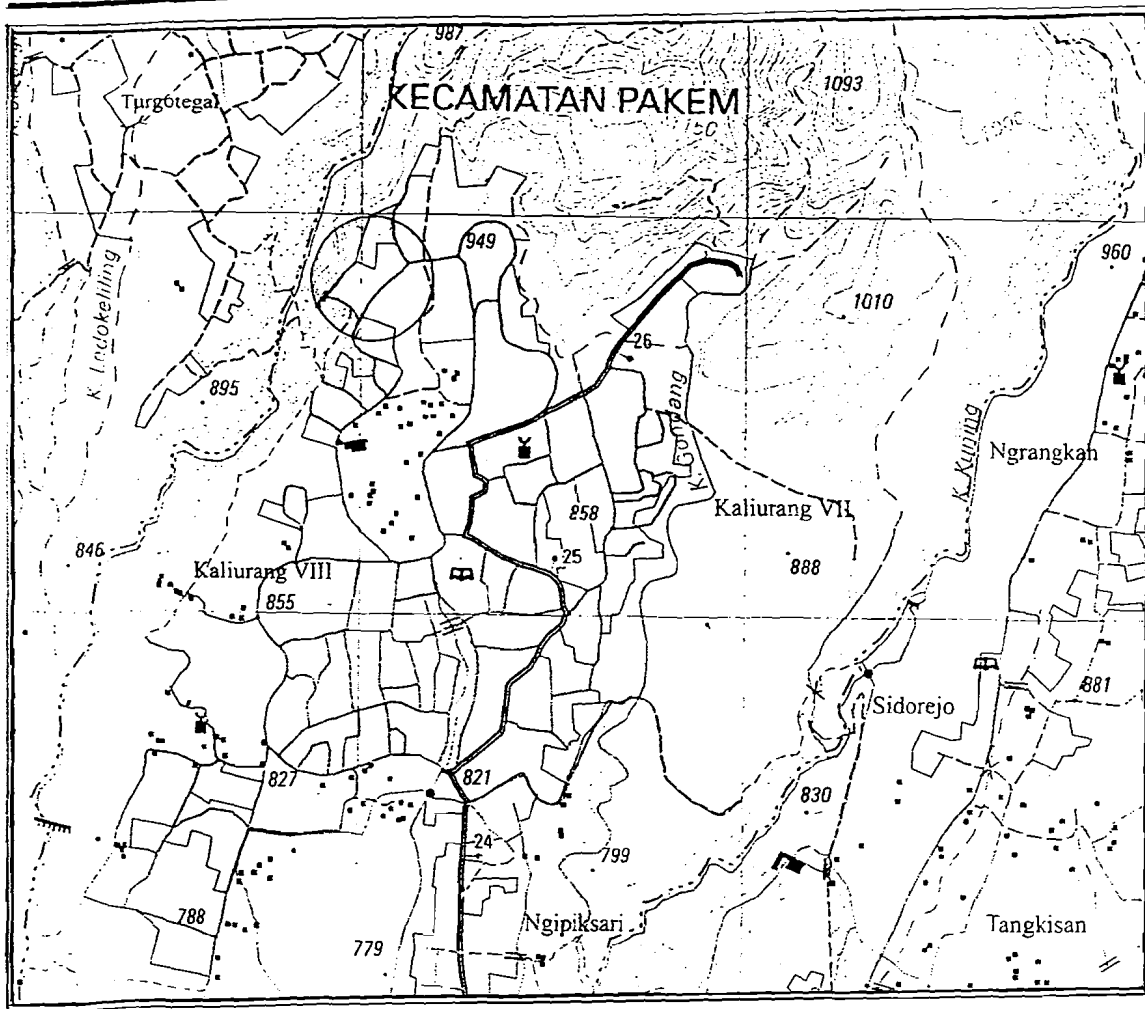
### ➔ Berdasarkan Filosofi Jawa

- Bumi Langgulawa yaitu tanah yang berada di dekat jurang. orang yang menempati akan bersikap damai, tenang seperti pendeta.
- Sangsana buwana yaitu tanah yang dikelilingi gunung atau perbukitan. Barang siapa yang tinggal ditempat ini akan disegani dan dicintai oleh sesamanya.

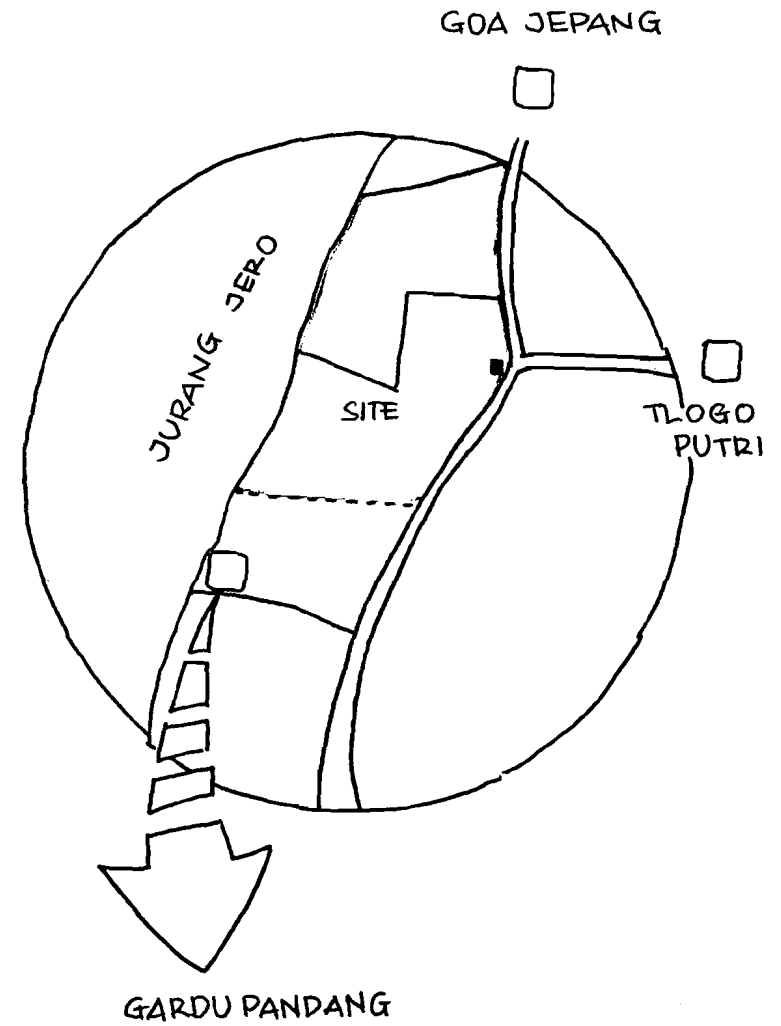
Dikutip dari : "JOGLO" Arsitektur Rumah Tradisional Jawa  
: R. Ismunandar. K.

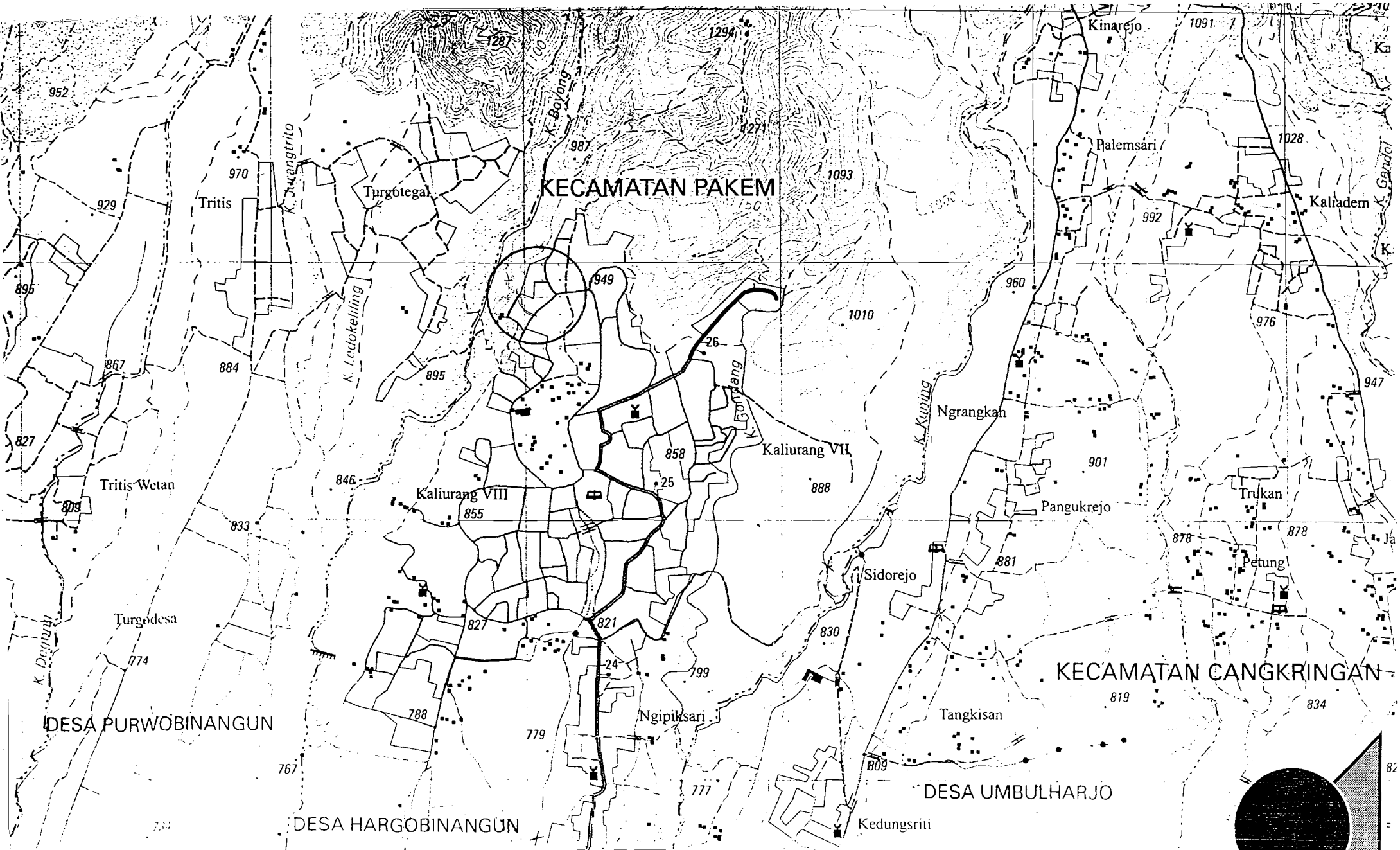


# LOKASI

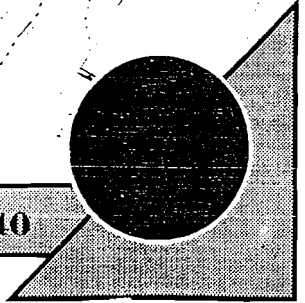


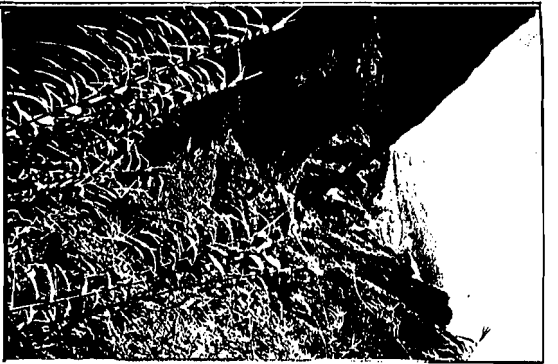
LOKASI SITE BERADA DIKAWASAN WISATA KALIURANG





**FINAL PROJECT HERY SURYONO 98512110**





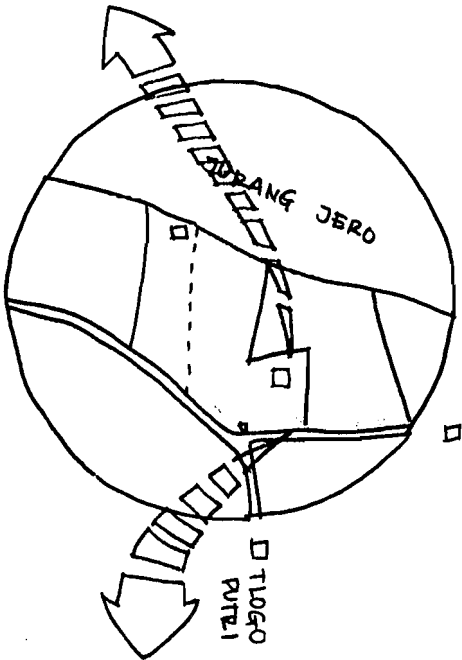
JURANG JERO



BEKAS BANGUNAN YANG BERADA PADA SITE



VIEW KE UTARA  
GOA JEPANG



VIEW KE ARAH SELATAN




VIEW KE ARAH TIMUR



Jalan yang berada di sebelah timur site.


HERY SIMONO 98512140



# KONDISI EKSTING SITE




KONDISI SITE YANG MEMILIKI PERBEDAAN KONTUR YANG PERAJAT KEMIRINGANNYA CUKUP TINGGI PADA BEBERAPA BAGIAN



BATAS SELATAN SITE DENGAN LATAR BELAKANG BUKIT TURGO



VEGETASI YANG BERADA DI DALAM SITE

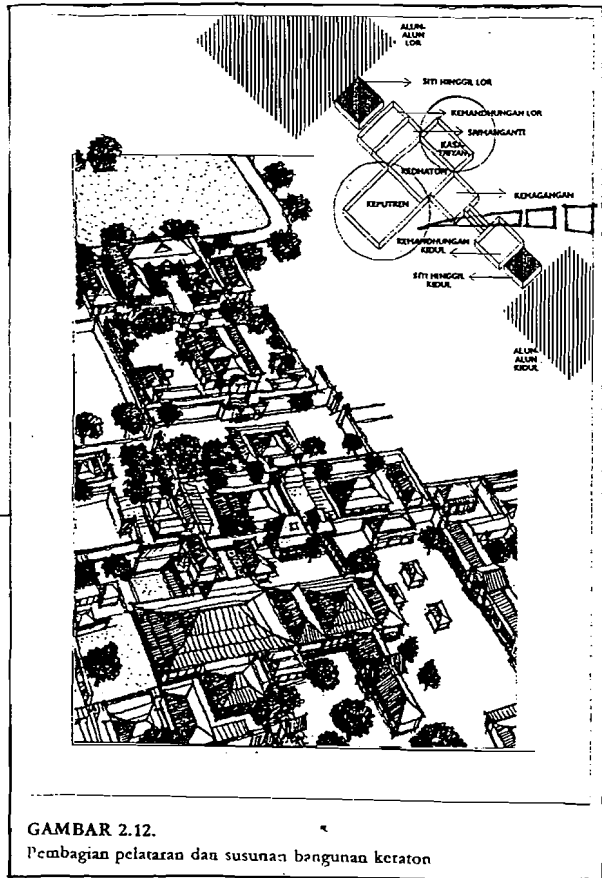


BATAS SELATAN SITE YANG BERUPA JALAN DAN BANGUNAN POS KEAMANAN



BAGIAN SITE YANG BERUPA PATARAN

# STUDI LITERATUR



GAMBAR 2.12.  
Pembagian pelataran dan susunan bangunan keraton

OMAH. REVIANTO B.S.

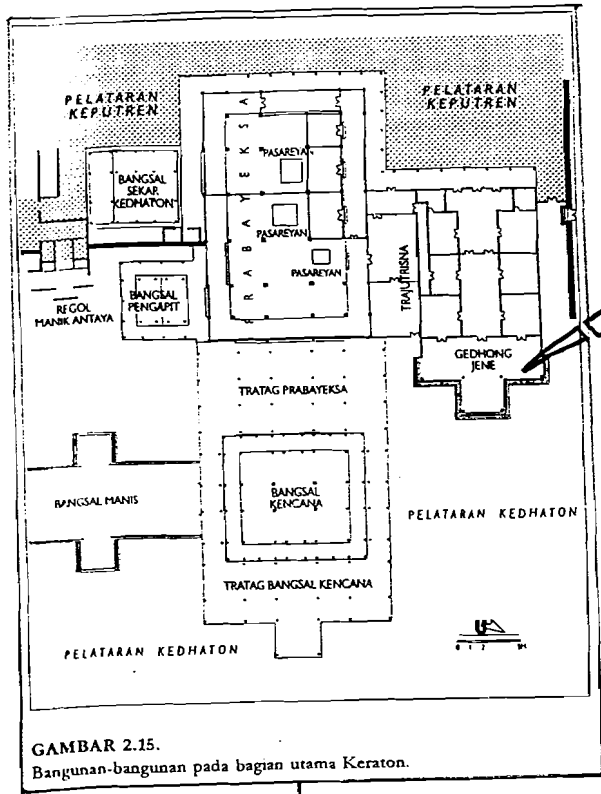
Pembagian ruang pada Pola tata ruang bangunan keraton Yogyakarta

Memisahkan ruang berdasarkan gender  
Kapatren = Ruang anak perempuan  
Kasatriyan = Ruang anak Laki Laki

ACUAN  
KONSEP  
DESAIN

Pemisahan ruang untuk pe-  
rawatan tamu perempuan  
dan Laki-laki.

## KONSEP TATA RUANG RUMAH JAWA



GAMBAR 2.15.  
Bangunan-bangunan pada bagian utama Keraton.

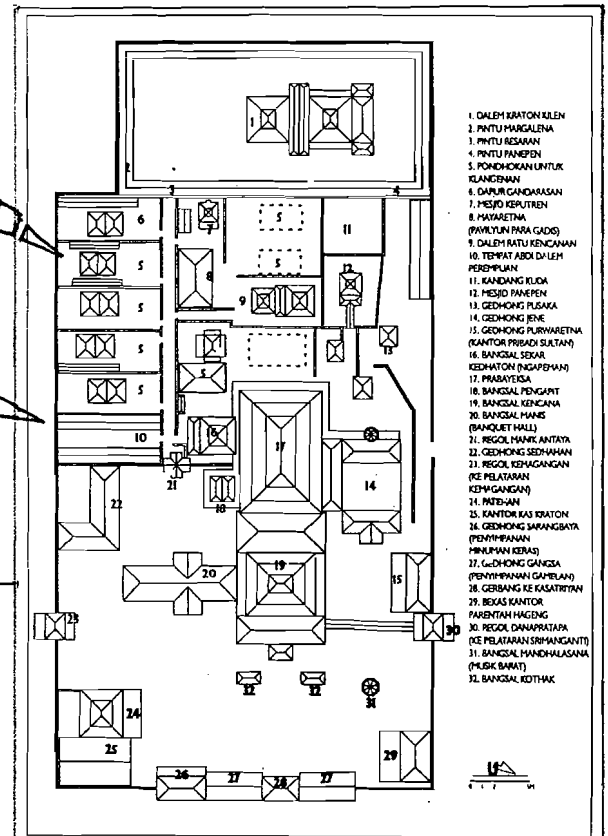
GEDHONG JENE YANG BERFUNGSI  
SEBAGAI RUANG TAMU

PONDHOKAN YANG AKAN  
DIFUNGSIKAN SEBAGAI  
UNIT HUNIAN BAGI TAMU  
YANG INGIN MENGINAP


TEMPAT ABDI DALEM YANG  
NANTINYA AKAN BERFUNGSI  
SEBAGAI RUANG KARYAWAN

POLA TATA RUANG KERATON  
YOGYAKARTA YANG AKAN  
DIAPLIKASIKAN DALAM DESAIN

# POLA TATA RUANG RUMAH JAWA



GAMBAR 2.13.  
Pelataran pusat (Kedhaton) dan hunian perempuan (Keputren) di Keraton



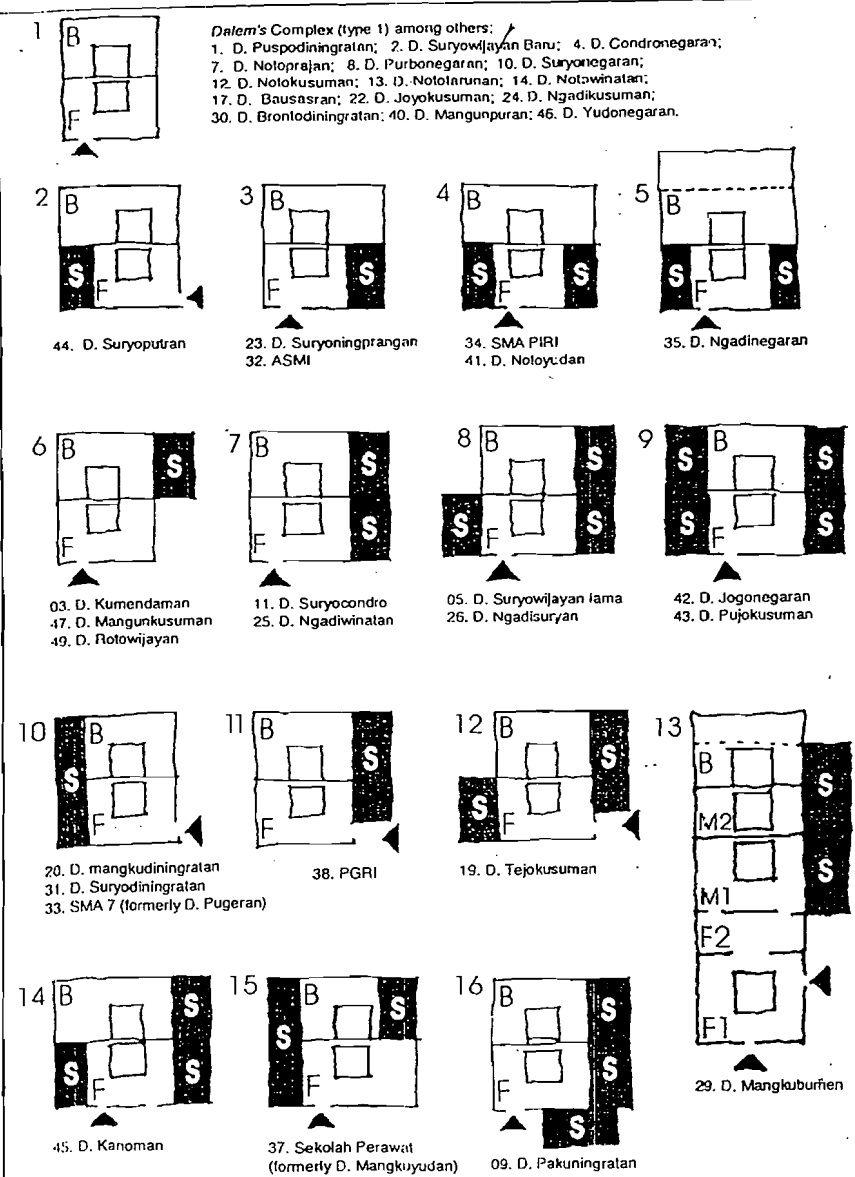
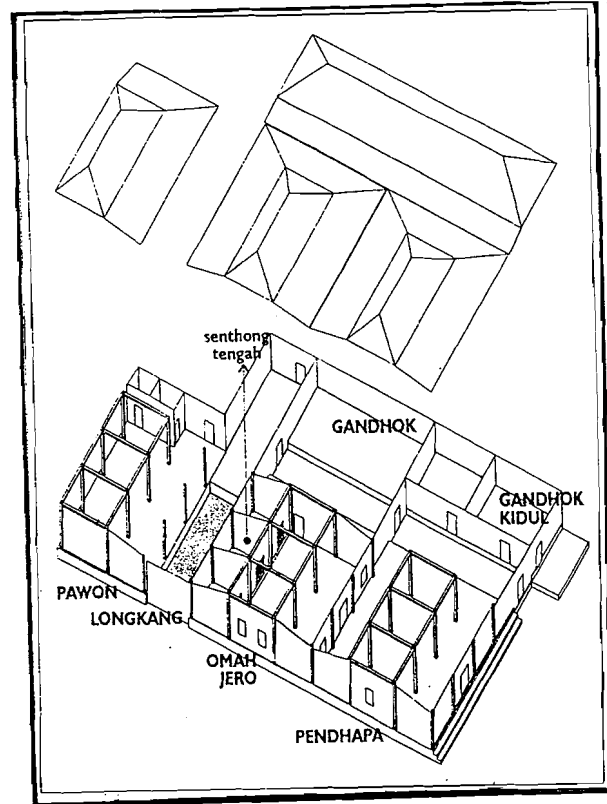
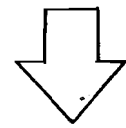


Figure 2.10. The Division of *Dalem's* Complex



TIPICAL PERUBAHAN POLA RUANG DI DALAM RUMAH JAWA



DIJADIKAN SEBAGAI DASAR PERENCANAAN UNIT HUMANI DALAM DESAIN




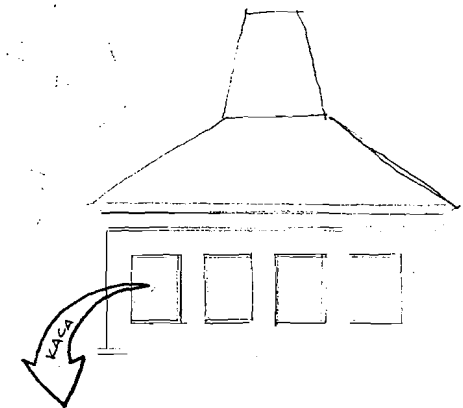
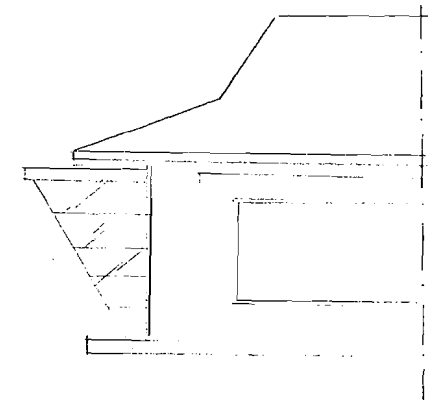


Figure 2.11. The Plan, Elevation and Section of The Dalem's Complex

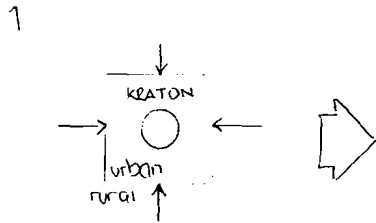
TIPIKAL DAIRI BANGUNAN RUMAH JAWA



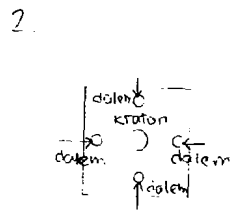
SALAH SATU APLIKASI ELEMEN HITECH PAIDA BANGUNAN RUMAH JAWA



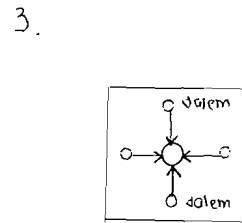
# PERTUMBUHAN LINGKUNGAN MAGERSARI



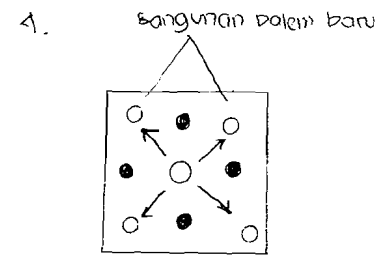
1. Penduduk datang ke kota Yogyakarta untuk mencari status sosial yang lebih baik



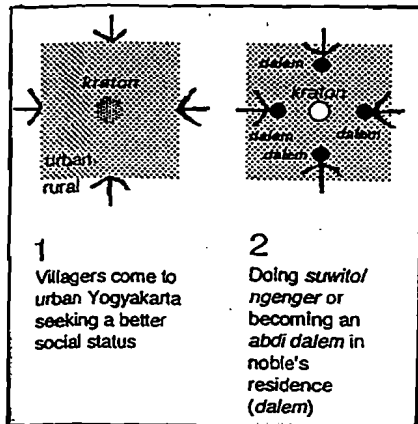
2. Menjadi suita / ngenger atau menjadi abdi dalem



3. Menjadi pelayan istimewa dalam kraton

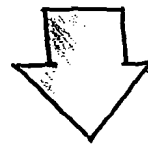


4. Menjadi priyayi dan memiliki dalem sebagai satu dari simbol status sosial



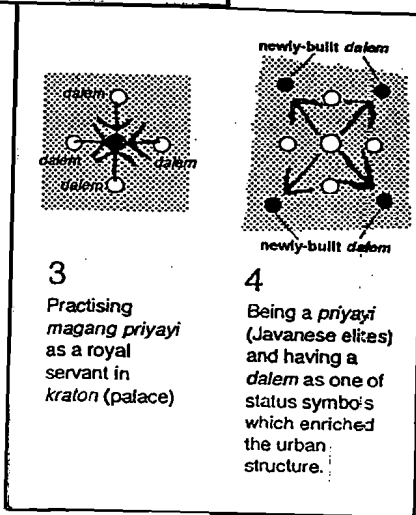
1 Villagers come to urban Yogyakarta seeking a better social status

2 Doing *suwita* / *ngenger* or becoming an *abdi dalem* in noble's residence (*dalem*)



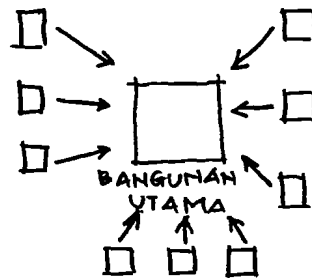
DIJADIKAN SEBAGAI KONSEP PEMBENTUKAN RUANG

SEBAGAIMANA DALEM2 DI LINGKUNGAN MAGERSARI



3 Practising *magang priyayi* as a royal servant in *kraton* (palace)

4 Being a *priyayi* (Javanese elites) and having a *dalem* as one of status symbols which enriched the urban structure.

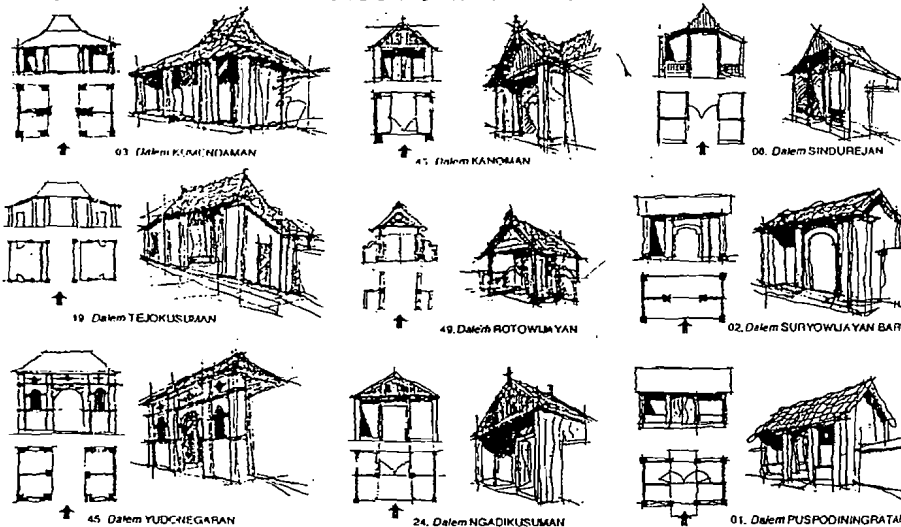


Bangunan utama sebagai pusat orientasi dari bangunan pendukung di sekitarnya

Datum → pengikat masa yang memiliki hirarki lebih rendah dari masa pengikat tsb.


□. DK. CHING.

A. THE DALEM'S GATE WITH TRADITIONAL ROOF

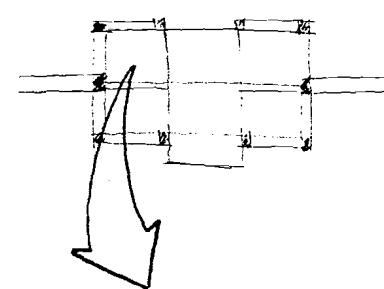


BENTUK DARI GAPURA BEBERAPA TIPIKAL RUMAH JAWA

DARI BEBERAPA TIPE INI AKAN DIAPLIKASIKAN SEBAGAI GERBANG UNTUK MAIN ENTRANCE DAN PINTU MASUK MENUJU UNIT-UNIT HUNIAN



BENTUK GERBANG DENGAN ORNAMEN KLASIK



BILIK BALIK YANG BERFUNGSI SEBAGAI POS SECURITI.

B. THE DALEM'S GATE WITH CLASSIC ORNAMENT




C. THE DALEM'S SPLIT-GATE



SOURCE: THE FIELD SURVEYS IN 1992-1995

Figure 2.9. Dalem's Gate and Its Architecture



# STUDI LITERATUR

## HI TECH BUILDING

Born as a revamped emissary of Modernist functionality, the High Tech design style is based on uncomplicated plans that rigorously combine the use of factory-produced materials and a tendency to expose a building's structural systems. Perhaps most importantly, High Tech architecture gives little consideration to the symbolic form of the building, relying instead on technological sophistication to ground its aesthetic -- the Pompidou Centre, while in fact containing a museum, could easily have functioned as a factory, a warehouse, or an office building.

High Tech architecture was developed by a group of British architects in the 1970s who expressed an interest in Richard Buckminster Fuller's dymaxion principles, which signified "dynamism plus efficiency." The possibility of a refined, technologically efficient, and universal industrial architecture was vaunted as an ideal heir to the lost trajectory of the pre-war Modern movement -- the seeds for such a movement had been taking shape in the industrial vernacular of Peter and Allison Smithson's House of the Future (1956) and in the visionary space-age imagery and plug-in architecture of Archigram in the '60s. From these origins emerged the High Tech style, originally developed by the brief pairing of Richard Rogers and Renzo Piano (designers of the Centre Pompidou), as well as by their contemporaries, Norman Foster and Michael Hopkins. Rogers's canonical Lloyd's Building (1978-86) in London perhaps best epitomizes High Tech architecture. The building's exposed ducts, structured towers, and free-standing frames are meant to create a maximum flexibility and efficiency in the internal space. Similar approaches were developed in Foster's Hong Kong and Shanghai Bank and in the Century Tower office building in Tokyo.

The principle of High Tech architecture relies on nothing more than a combination of machined parts that are maximally flexible and, ideally, interchangeable. This is not to say that the buildings are full-scale versions of a Meccano toy set; rather, they are an attempt to fully integrate the functions of a building -- from the mechanical ducts to the structural systems -- in a composite whole, to free the "messy" aspects of design from the veneer of pleasing materials. More often than not, this attempt may be understood as an attempt to provide "a neutral and maximally flexible shed, rendered possible by an integrated service network; and the vivid expression of the building's structure and services as well as the process of production itself."

While High Tech architecture has come under considerable criticism for its fetishized technological aesthetic and complete disregard for the cultural history of a place, the possibility of applying advanced architectural engineering to urban problems remains one bound to further exploration. Despite his current engagement in the design of the ridiculously overblown Millennium Dome in London, Richard Rogers's recent work has rigorously pursued a deep interest in environmental issues. His work addresses the continuing need to employ technology in the development of new architectural prototypes when faced with the increasingly limited resources of our burgeoning cities.

Renzo Piano Workshop Foundation


[www.rpwf.org](http://www.rpwf.org)

## HI TECH ARCHTECTURE

STYLE BERDASARKAN PADA KOMBINASI DARI PENGGUNAAN MATERIAL FABRIKAN DAN KECENDE-RUNGAN UNTUK MENGEKSPDS SISTEM STRUKTUR BANGUNAN

## TOKOH ARSITEKTUR HI TECH


- o RICHARD ROGERS
- o RENZO PIANO
- o NORMAN FOSTER
- o MICHAEL HOPKINS



pompidou2  
430x293x24b jpeg



pompidou3  
210x280x24b jpeg



pompidou4  
210x280x24b jpeg

CENTER OF POMPIDOU SALAH SATU HASIL DARI ARSITEKTUR HI TECH

# HI TECH BUILDING

## High Tech - A tentative definition

High Tech architects all agree on at least one thing: they hate the term "High Tech". Apart from a natural human unwillingness to be pigeonholed, there seem to be three main reasons for this. The first is that in the early 1970s "High Tech" was often used as a term of abuse by architects who had taken up the fashionable cause of "alternative technology". As the term passed into more general use it lost its negative connotations, but High Tech architects themselves still prefer to use some such phrase as "appropriate technology". Second, it is an ambiguous term. High Tech in architecture means something different from High Tech in industry. In industry, it means electronics, computers, silicon chips, robots, and the like; in architecture it now means a particular style of building.

But as soon as we use the word style we come up against the third objection. British High Tech architects hate the word style even more than they hate the words High Tech. In the USA the term High Tech does refer mainly to a style, but in Britain it means something much more rigorous. It is High Tech in the British sense that this book sets out to analyse and illustrate. It is too late now to invent a new name. Most people interested in contemporary architecture know what High Tech means, at least in general terms. And if High Tech has nothing to do with high technology, well neither has Gothic anything to do with Goths.

So exactly what does it mean? The physical and ideological features of High Tech are analysed in some detail in the pages that follow. For now we can simply say that its characteristic materials are metal and glass, that it purports to adhere to a strict code of honesty of expression, that it usually embodies ideas about industrial production, that it uses industries other than the building industry as sources both of technology and of imagery, and that it puts a high priority on flexibility of use.

It could, alternatively, be defined in purely personal and historical terms as the label we apply to almost any building designed in the last twenty years by Richard Rogers, Norman Foster, Nicholas Grimshaw, or Michael Hopkins. There are other exponents of High Tech, and not all of them are British, but these four are the leaders of the movement. And it is, in a sense, a movement. It holds no conferences and issues no manifestos, but most of its members share the same educational background and are known personally to one another. They have worked in each other's offices, and exchange ideas, sometimes collaborating, sometimes competing.

A number of theories have been put forward as to why this style of building should have de-

veloped in Britain rather than, say, Germany, America, or Japan. Perhaps it is nostalgia for the great days when the Empire was serviced and maintained as much by engineers as by industrialists, politicians, and generals.<sup>1</sup> Perhaps it is a continuation of the tradition of Pugin, who demanded "that there should be no features about a building which are not necessary for convenience, construction or propriety" and "that all ornament should consist of the essential construction of the building."<sup>2</sup> Perhaps it follows from the British professional tradition that requires architects to concern themselves with, and be responsible for, the technical details as well as the spaces, forms, and surfaces of their buildings. Or perhaps it is merely a reaction of that British literal-mindedness that sees architecture not as high-flown art or philosophy, but first and foremost as technique. Perhaps, perhaps not. They are only theories, yet there is something indelibly British about High Tech.

## Function and representation - Technique or style?

The exponents of High Tech, like the pioneer Modernists of the 1920s, believe that there is such a thing as the "spirit of the age" and that architecture has a moral duty to express that spirit. The spirit of our age, according to High Tech architects, resides in advanced technology. Architecture must therefore participate in and make use of that technology - the technology of industry, transport, communication, flight, and space travel. Why, they ask, should buildings be any different from the other artifacts of industrial culture? Why do we continue to make buildings out of cumbersome, messy, imprecise materials such as bricks, mortar, concrete, and timber when we could be making them out of light, precision components of metal and glass, fabricated in factories and quickly bolted together on site?

The High Tech architect sees architecture as a branch of industrial technology. He claims no social or artistic privileges. He wishes his buildings to be judged by the same criteria of performance as any of the other tools of everyday life. He wants them to be functional and efficient, not artistic or symbolic.

But there is an ambiguity here. Architecture, it seems, can never be purely functional, no matter how hard it tries. The typical High Tech building symbolizes and represents technology rather than simply using it in the most efficient way possible. It may be cheaper and quicker to build a load-bearing brick wall, but the High Tech architect will always prefer the steel frame and the lightweight metal panel because this is a technique more in tune with the spirit of the age. He is committed to the idea that building must

eventually catch up with the rest of technology, and he is determined to "drag building into the twentieth century". In this endeavour, symbolism and representation have an important part to play. The motifs of High Tech - exposed steel structure, visible air conditioning ducts, plug-in service pods, and so on - are almost never the most economical solutions. There is nearly always a cheaper, more practical alternative. But this is architecture, not engineering.

High Tech architecture, then, is not purely functional. But neither is it purely representational. It is an article of the High Tech faith that there must be a functional justification for every design decision. Take, for example, the tension structure of Nicholas Grimshaw's Ice Rink in Oxford (page 94). It converts a straightforward, shed-like building into a dynamic, self-advertising, instantly identifiable piece of architecture that irresistibly brings to mind the romantic image of a sailing ship. A similar effect might have been achieved by the application of a couple of fake masts to an ordinary portal frame structure. But the true High Tech architect would never resort to such deception. The structure has to be real or there has to be a functional justification for it. In this case, the justification is the low bearing capacity of the subsail. Of all the possible ways to overcome this problem, the tension structure was chosen, however, not for its economy but for its symbolic power.

Le Corbusier described the house as a machine for living in, but he built houses that were technologically primitive and looked nothing like machines. High Tech buildings do look like machines. The machine is more than a metaphor; it is a source of technology and of imagery. Machines are usually mass-produced, either mobile or portable, and made of synthetic materials such as metal, glass, and plastic. These characteristics have become the reference points of High Tech architecture. The buildings may not be mass-produced, or even assembled from mass-produced components, but they look mass-produced, or at least capable of repetition. They may not be mobile, like cars, or portable, like television sets, but they will usually be made of distinct components and will often appear to hover a few inches above the site as if, one day, they might be dismantled or moved.

Look of Norman Foster's Sainsbury Centre for the Visual Arts (page 58), Michael Hopkins' Brewery in Bury St Edmunds (page 102). These buildings have very different functions - an art gallery and a warehouse - but they are both simple, linearly proportioned metal boxes that make no formal concessions to their particular occasions. They sit on the ground like pieces of equipment (huge refrigerators, perhaps) architected in by giant helicopter. Evidently, their form

## HI TECH

INDUSTRI = ELEKTRONIK, COMPUTER, SILICON CHIP, ETC.

ARCHITECTURE = BANGUNAN DENGAN GAYA ISTIMEWA / KHUSUS

does not arise from any detailed articulation of the activities housed. But how much is it determined by the technology of their construction, and how much by the wish to give them a machine-like appearance? It is hard to say. Function and representation, engineering and architecture, are delicately balanced.

## The mass production problem

An architecture that tries to imitate the methods and products of the manufacturing industry encounters some special problems. Chief among these is the problem of mass production (ill. 1). Cars are made in millions; buildings are usually one-off. It takes many years and very large sums of money to design and develop a car. Many prototypes must be made and tested. If a building is to make use of the same technology, and achieve the same level of sophistication, then there must be a similar level of investment in its design and development. But this is economically out of the question unless the buildings are to be produced in thousands. There have, of course, been many attempts to industrialize the production of buildings, but no one has yet succeeded in marketing the successful building equivalent of the Model T Ford. It seems that the necessity for constant adaptation to different site conditions and different use requirements means that, in the end, it is usually cheaper to build in bricks and mortar.

Meanwhile, the mass production of certain building components has increased steadily. Windows, doors, curtain wall mullions, raised floors, and suspended ceilings are mass-produced to standard patterns in factories and it is now commonplace for buildings to incorporate whole systems of components. Even buildings that are apparently thoroughly traditional turn out to contain many non-traditional synthetic components and materials, such as asbestos tiles, glass fibre insulation, steel joist hangers, and plastic windows. Building has quietly been industrialized, as it were, behind the architect's back. The technology has changed profoundly, but the architecture has not. High Tech architects want to bring buildings back into line, not by returning to traditional building technology (though this is a possibility seriously proposed by present day neo-classicists), but by creating an architecture that looks mass-produced and machine-like.

There are two obvious answers then, to the mass production problem. The first is to design, develop, manufacture, and market a standard building. This is what Michael Hopkins has tried to do with his Patra buildings (page 104). These are simple but extremely refined, small factory offices buildings. Their details have been developed in collaboration with the manufacturer working together.

lurer just as if they were vehicles or consumer products. And they have the approved, High Tech, machine-like appearance. They are, however, not cheap and they have failed to find a mass market among the small, go-ahead, image-conscious businesses for which they were designed. It seems that once again bricks and mortar, or their equivalent, have triumphed over the Model T building.

The second answer is to make buildings entirely out of catalogue components. The most famous example of this approach, and one which has had an enormous influence on High Tech, is the Eames house of 1949 in Pacific Palisades (ill. 2). The tradition is carried on in California, mainly by the German architect Helmut Schulitz (pages 140, 144). However, in Britain, the heartland of High Tech, there seems to be a resistance to using mass-produced building products straight and unmodified. Partly, no doubt, this is because of what these British architects consider to be the poor visual quality of these products. A plastic-framed window with fake "Georgian" glazing bars is a highly developed, mass-produced component made entirely of synthetic materials but it is likely to be dismissed with contempt by a Richard Rogers or a Norman Foster. Somehow, the various proprietary components and systems never quite come up to these architects' exacting standards. It is not unusual, therefore, for a High Tech architect to invent and develop his own components and systems and to have them custom-made in small, specialist workshops. The essential thing is not that the component in question, be it glazing mullion, aluminium flashing, steel truss, or pipe sleeve, should be mass-produced, but that it should look right. High Tech has its own flourishing craft tradition.

The other way to solve this aesthetic problem is for the architect to collaborate with product manufacturers in the development of component systems. This often happens in an informal way. A technical representative visits the High Tech architect's office and is promised an order, provided he can alter this profile, conceal that fixing, get rid of that ugly junction. The modifications are made, the deal is done, and the system passes into that select group of products that have the approval of this most demanding group of architects.


Occasionally, in the biggest projects, the collaboration between architect and product designer is formalized. The best example of this is Norman Foster's Hongkongbank Headquarters (page 68) in which all the main elements of the building, including the curtain wall, structure cladding, service modules, floors, ceilings, partitions, and furniture, were designed, developed, and tested by architect and manufacturer working together.

TIPIKAL MATERIAL HI-TECH = LOGAM & KACA

IDIOLOGI ARSITEKTUR HI-TECH

➡ KELUGASAN EKSPRESI DAN FLEKSIBILITAS, MENUNJUKKAN KETEGASAN ATAU KEJELASAN MEWUJUDKAN IDE PADA PRODUK INDUSTRI YANG MEMPERJITAKAN PADA FLEKSIBILITAS

# STUDI LITERATUR KONSEP NATURAL



ARSITEKTUR DAN LINGKUNGAN

## DIAGRAM ELEMEN<sup>2</sup> NATURAL

TERDIRI DARI :

- |             |              |
|-------------|--------------|
| - TANAH     | - BATU       |
| - AIR       | - TUMBUHAN   |
| - UDARA     | - BINATANG   |
| - API       | - IKLIM      |
| - PADAT     | - SUHU       |
| - CAIR      | - KELEMBABAN |
| - GAS       | - CAHAYA     |
| - PLASMATIS | - BOBOT      |

DARI BEBERAPA ELEMEN ALAM MASING  
MEMILIKI KARAKTER / SIFAT YANG  
BERBEDA-BEDA

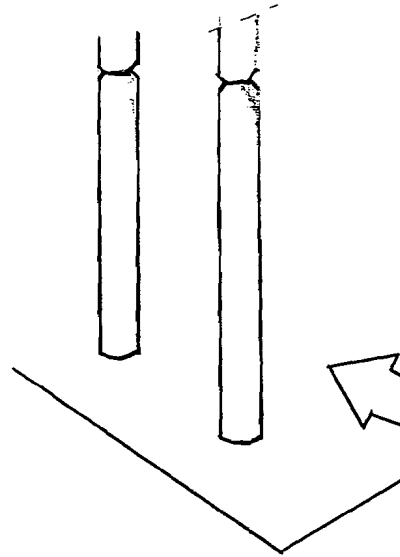

TANAH → PADAT  
AIR → CAIR  
TUMBUHAN → STATIS




DARI BERBAGAI SIFAT TERSEBUT  
AKAN DIMANFAATKAN SEBAGAI ALAT  
UNTUK MENCIPTAKAN SUASANA  
TERTEWU PADA BANGUNAN.

# IDENTIFIKASI KARAKTER FISIK

— Hi Tech Building —




SALAH SATU KARAKTER  
ARSITEKTUR HITECH :  
BERUPA MATERIAL FABRIKAN



COMPUTER CENTRE, Lennox Wood  
Architect : Michael Aukett Associates

HI TECH / DA BULDING / DA IDENTIKASI KARAKTERER FISIK




AMERICAN SPA


SALAH SATU FASILITAS DENGAN SPA ( NIGHT POOL ) DENGAN LANTAI BANGUNAN HI TECH





KARAKTER HI TECH ARCHITECTURE SALAH SATUNYA DENGAN ELEMEN FABRIKAN KAYU LAKA



RUAN GYMNASIUM DENGAN LANTAI MENGEKSPLOSIFIKASIKAN KESEKIAN HI TECH MEMPERTEGAS



PEMANFAATAN PADDEL HI TECH PADA FASILITAS SAGUZZI






FINAL PROJECT HERY SURYONO 98512110

# IDENTIFIKASI KARAKTERistik ELEMEN TUMBUHAN

TANAH

MEMEMPATKAN ELEMEN AIR SEBAGAI SARANA REKREASI



AMANDIWO HOTEL AIR



MEMPERTALAN KONTUR ASLI PADA BANGUNAN





UDARA

DENGAN RUANG RUANG TERBUKA DIDAPATKAN UDARA SEGAR DARI ALAM TERBUKA



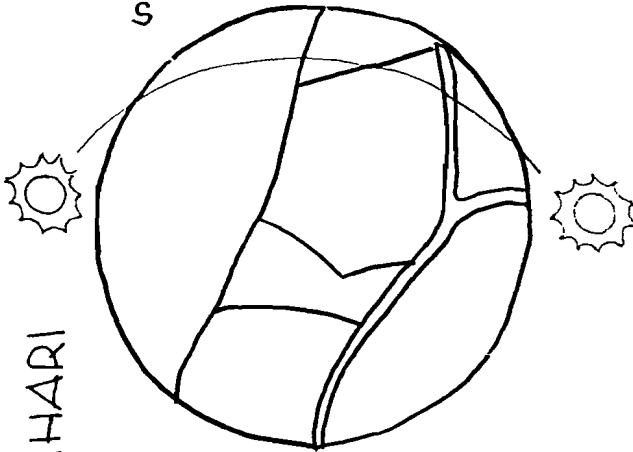
TUMBUHAN

DENGAN MELETAKKAN TUMBUHAN DI DALAM BANGUNAN AKAN MEMPERKUAT KESAN ALAM



# ANALISIS SITE


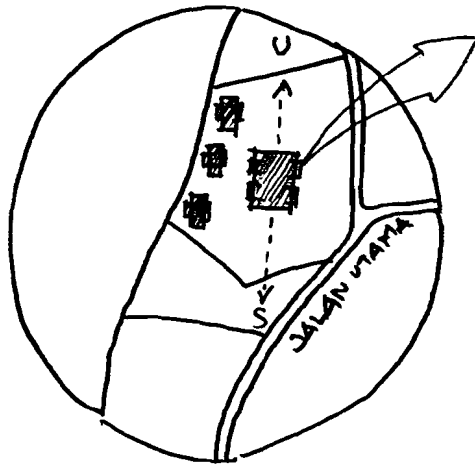
U  
S



MATAHARI

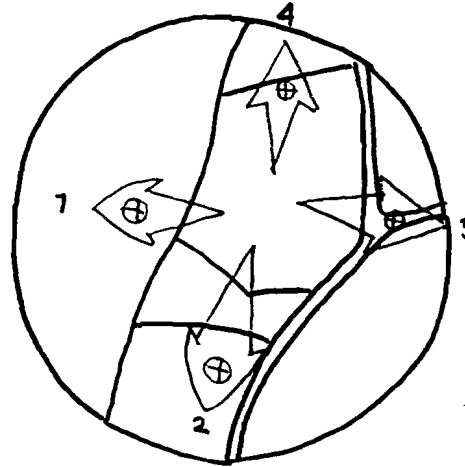
SITE BERADA DAERAH TROPIS DENGAN KETINGGIAN MUKA TANAH + 1000 M PARI PER-MUKAAN AIR LAUT.

LINTASAN MATAHARI DARI TIMUR KEBARAT MENJADI ORIENTASI BUKAAN 2 PADA BANGUNAN



BUKAAN 2 PADA BANGUNAN SELAIN UNTUK PENGHAWAAN DAN VIEW KELUAR BANGUNAN JUGA UNTUK MEMPEROLEH PENCAHAYAAN ALAMI PAGI DAN SORE

VIEW BAC'GUNAN



2. VIEW KEJALAN UTAMA  
- SEBAGAI ORIENTASI BANGUNAN MAIN INTRANCE

4. VIEW KE UTARA  
- PEMANPANGAN GUNUNG MERAPI DAN BUKIT TURGO

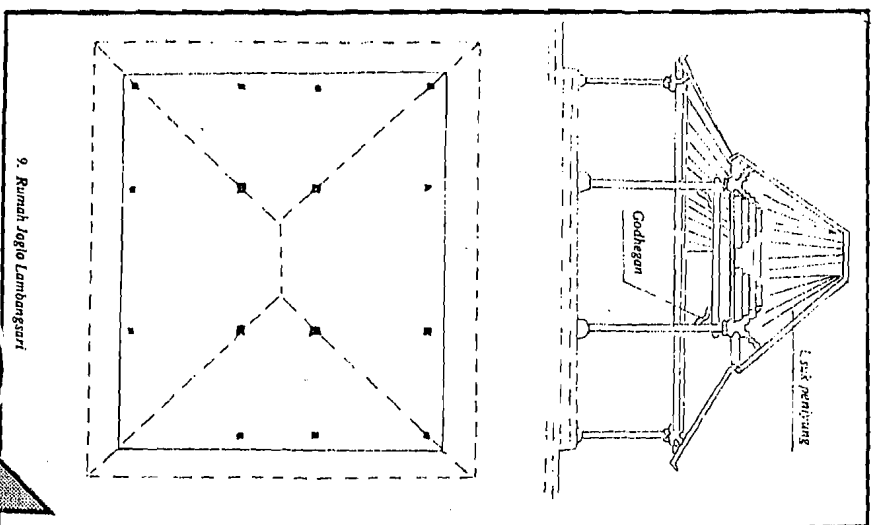
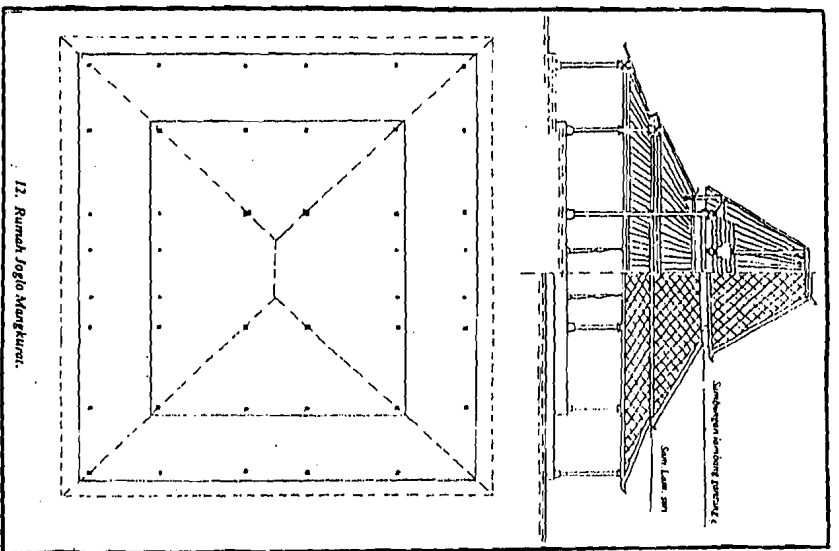
VIEW TERBAIK

1. KEARAH BARAT  
- PEMANDANGAN BEBAS

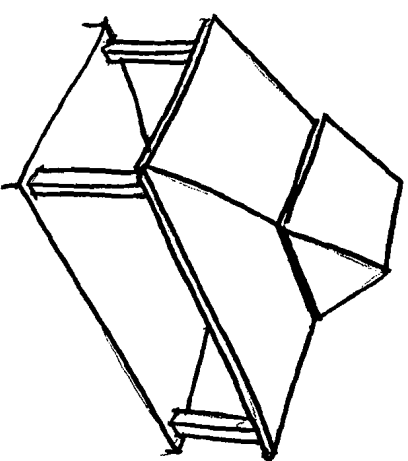
2. KEARAH SELATAN  
- PEMANDANGAN KOTA JOGJA



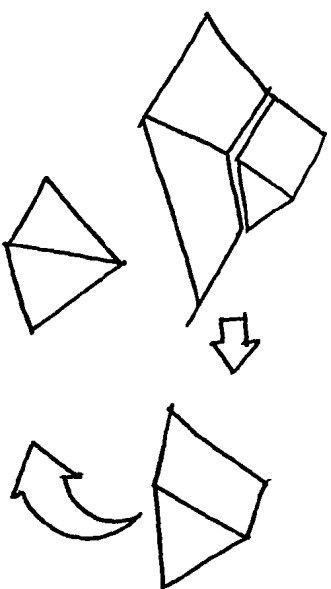
# IDENTIFIKASI KARAKTER FISIK



DARI BERBAGAI TIPE RUMAH JAWA  
MEMILIKI BENTUK DG KOMPOSISI  
KEPALA, BADAN, KAKI



BENTUK DASAR ATAP RUMAH JAWA



FINAL PROJECT HERY SURYONO 98512110

# ANALISA TRANSFORMASI BENTUK

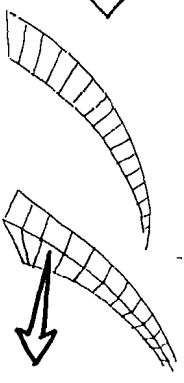


GEREDA DI ITALI KARYA RENZO PIANO

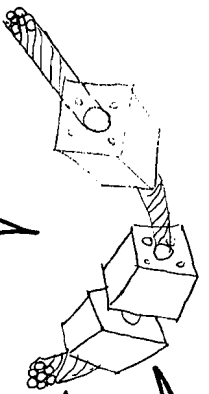


EKSTERIOR GEREDA

BENTUK LINGKUNG YANG BERBUNGGI SEBAGAI STRUKTUR UTAMA BANGUNAN


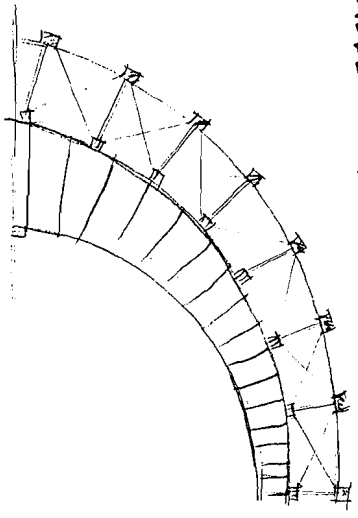
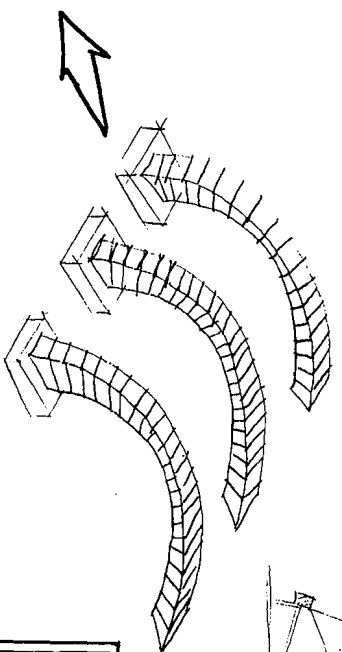
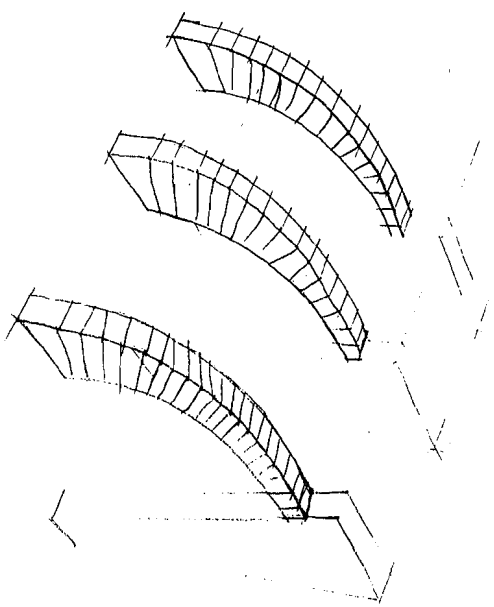


BATU ALAM



BATU ALAM

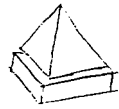
KABEL BADA



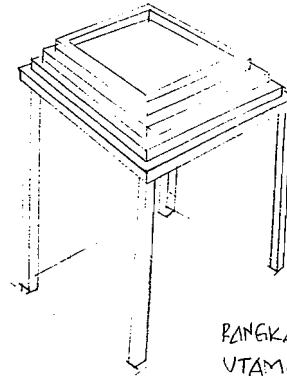
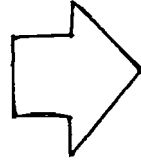
DANGKA ATAP

FINAL PROJECT HERY SURONO 98512140


# ANALISA KARAKTER FISIK




SEBAGAI PASCAR BENTUK ATAP  
PADA RENCANA RECAIN



RANGKA / STRUKTUR  
UTAMA PADA RUMAH  
JAWA (SAKA GURU)



JOGLO KEPUHAN (3093a)

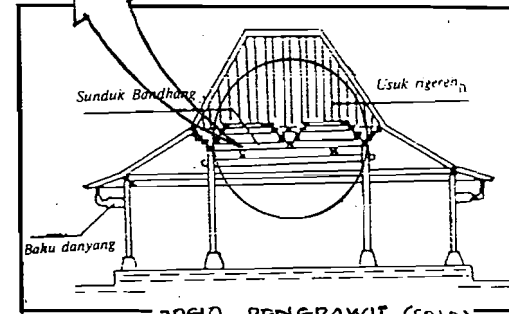


pompidou4


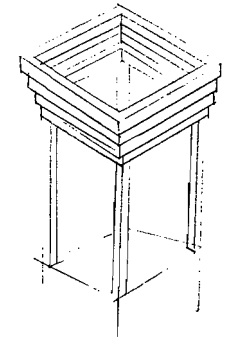
KARAKTER DARI  
HITECH ARCHITECTURE  
- MENGEKPOSE STRUKTUR  
BANGUNAN  
- PENGGUNAAN MASS PRODUCT  
- FABRICATED MATERIAL



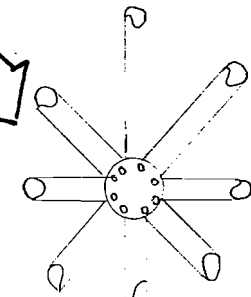
MENGEKSPUS STRUKTUR  
UTAMA BANGUNAN



JOGLO PENGRAWIT (5015)



pompidou2

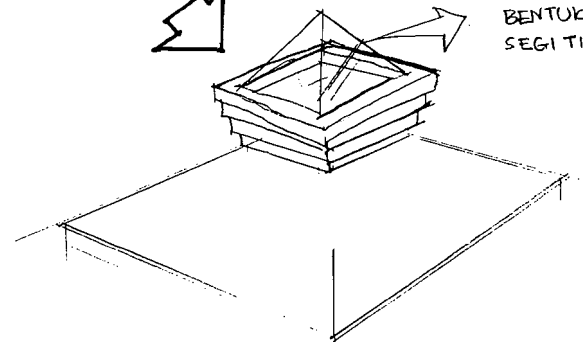


EKPOSED BUILDING  
STRUCTURE

STRUKTUR RUMAH JAWA DI EKSPUS  
SEBAGAIMAN STRUKTUR BANGUNAN  
HITECH

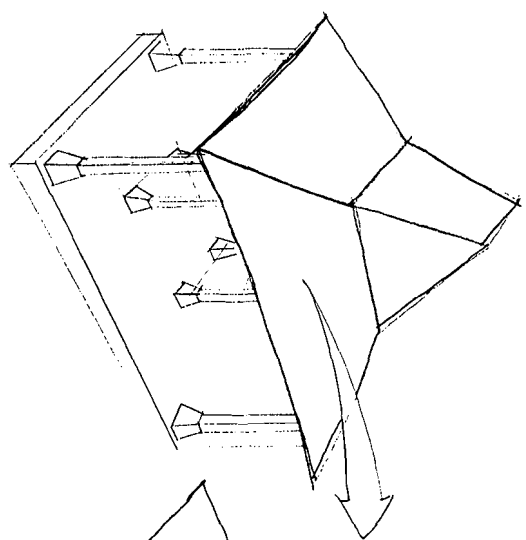
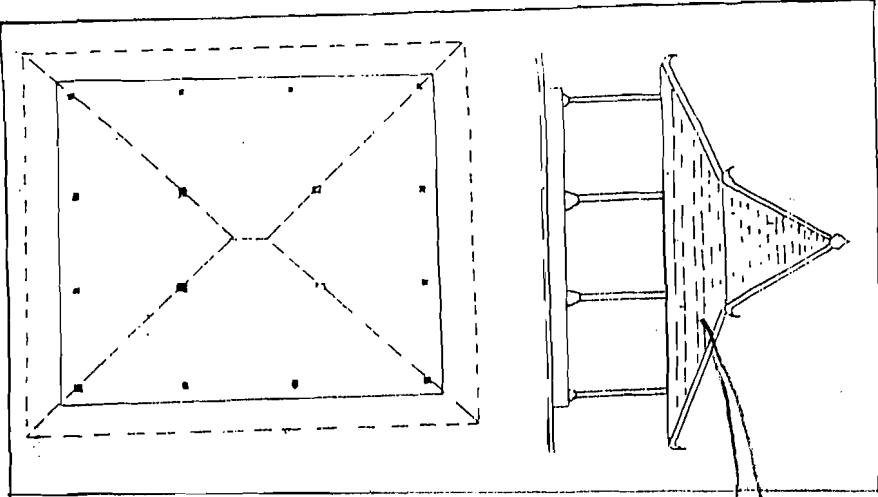


BENTUK DASAR  
SEGI TIGA SAMA KAKI

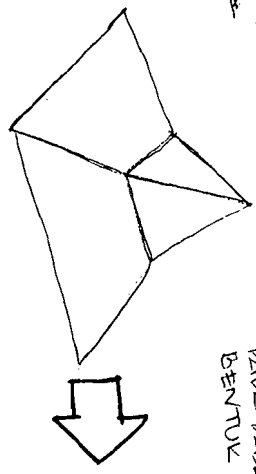


# ANALISA KARAKTER FISIK


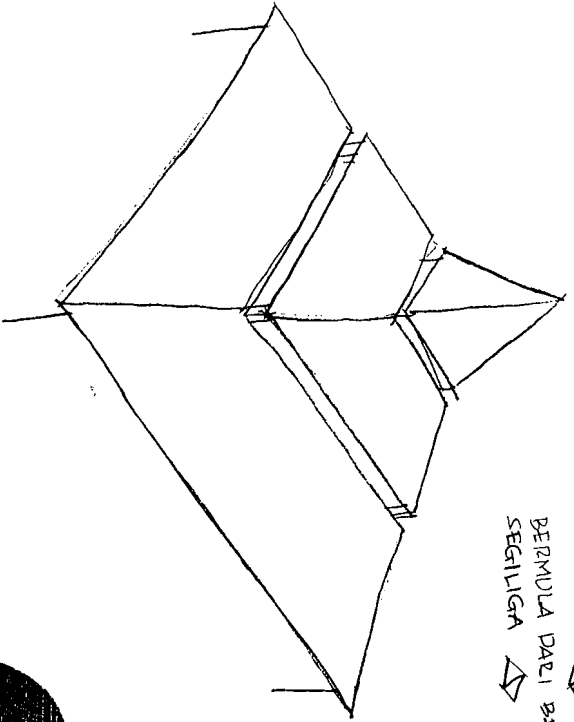
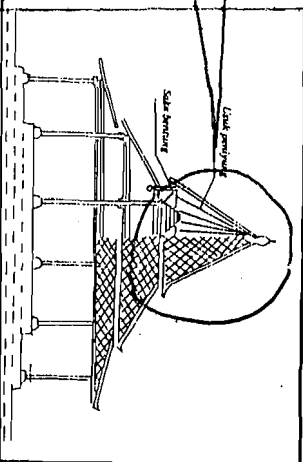
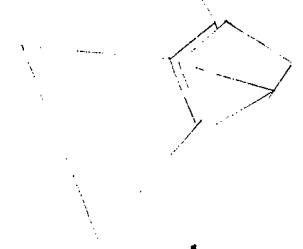
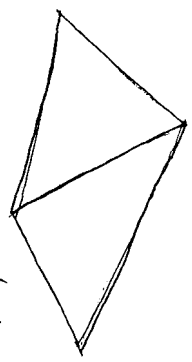
BENTUK ASLI RUMAH DAYAK



ADA BEBERAPA PERUBAHAN BENTUK ATAP  
DADA DASARNYA BERBASAL DARI  
BENTUK SEGI TIGA



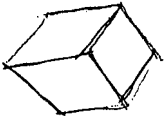

BERMULA DARI BENTUK  
SEGITIGA



# HI-TECH

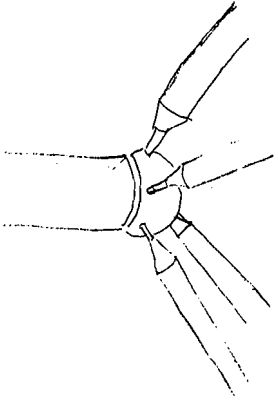
# KARAKTER RUMAH JAWA

## KARAKTER ARSITEKTUR HI TECH



MASIH

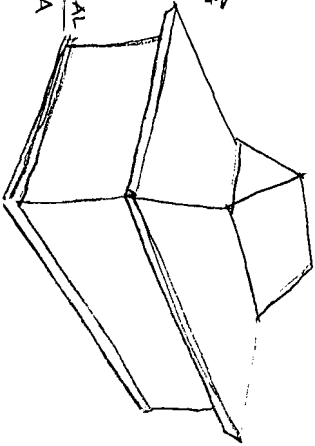
DAN KAPLICKY'S MONTAGE



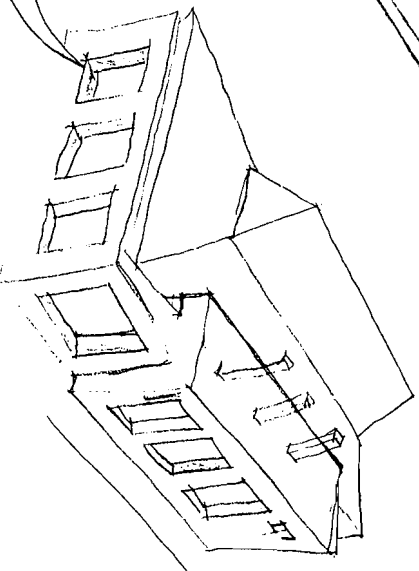
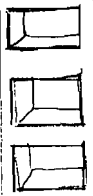
FABRICATED MATERIAL

MENGGABUNGKAN  
2 KARAKTER YANG  
BERTOLAK BELA  
KAMU

HI TECH MODERN → DE SAIN → TRADISIONAL ARS JAWA



BENTUK BUKAN PADA  
BANGUNAN DAN KAPLICKY'S  
MONTAGE



# KARAKTERISTIK KEGIATAN PERAWATAN TUBUH & KECANTIKAN

## □ PERAWATAN TUBUH

NO.	JENIS KEGIATAN	BENTUK KEGIATAN	SIFAT KEGIATAN	DURASI	KARAKTER KEGIATAN
1	MASSAGE / PEMIJATAN	PEMIJATAN TUBUH DG MENGGUNAKAN AROMA WANGI DARI BAHAN TRADISIONAL UNTUK MENYEGARKAN DAN MERAWAT TUBUH	- PRIVAT - SEMI PRIVAT	1 - 2 JAM	- RILEKS - MEMERLUKAN WAKTU RELATIF LAMA - DILAKUKAN SAMBIL ISTIRAHAT / TIPUK - GERAKAN PASIF
2.	HIDROTHERAPY	BERENDAM DI DALAM KOLAM AIR PANAS / JACUZZI DENGAN MEMBERIKAN TEKANAN TERTENTU UNTUK MEMBERIKAN PIJATAN PADA BAGIAN TUBUH	- PRIVAT - SEMI PRIVAT	1 - 3 JAM	- RILEKS - MEMERLUKAN WAKTU RELATIF LAMA - DILAKUKAN DI DALAM WHIRL POOL / BERENDAM DUDUK ATAU BERBARING - GERAKAN AKTIF

## IDENTIFIKASI AKTIFITAS



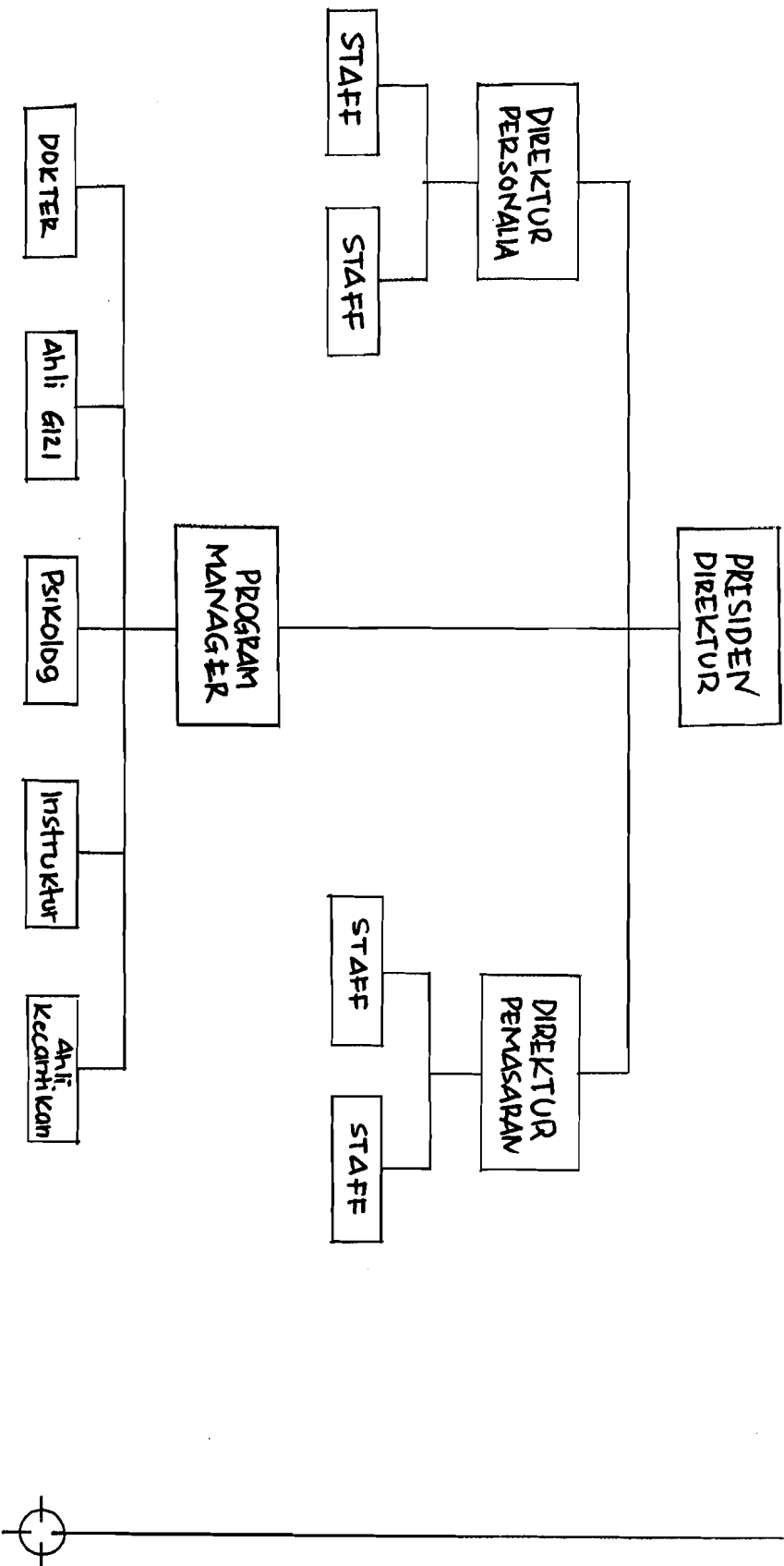
# KARAKTERISTIK

## KEGIATAN PERAWATAN TUBUH & KECANTIKAN

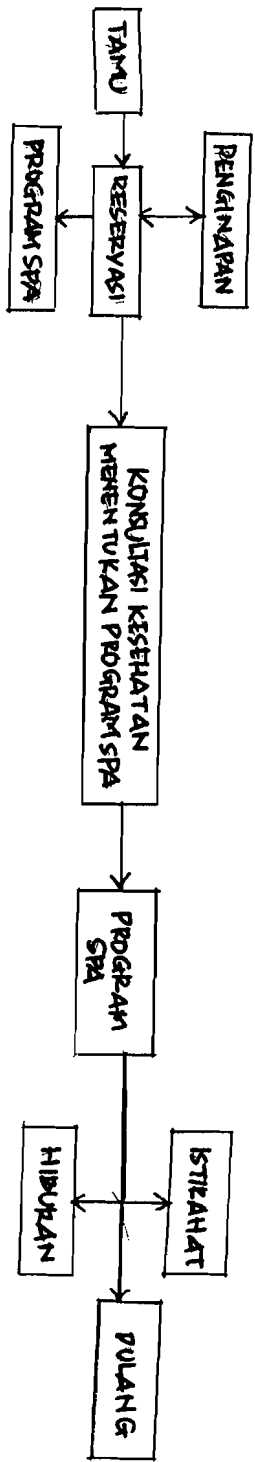
### □ PERAWATAN KECANTIKAN

No.	JENIS KEGIATAN	BENTUK KEGIATAN	SIFAT KEGIATAN	DURASI	KARAKTER KEGIATAN
1	PERAWATAN MUKA	<ul style="list-style-type: none"> <li>- MENGHILANGKAN JERAWAT</li> <li>- MENGHILANGKAN FLEK</li> <li>- MENGHILANGKAN KERUT WAJAH</li> <li>- MENGENCANGKAN MUKA</li> </ul>	<ul style="list-style-type: none"> <li>- SEMI PRIVAT</li> <li>- PRIVAT</li> </ul>	1-3 JAM	<ul style="list-style-type: none"> <li>- RILEKS</li> <li>- TENANG</li> <li>- DILAKUKAN SAMBIL DUDUK / BERBARING</li> </ul>
2.	BODI SCRUB/ LULUR	- MELUMURI BADAN DG LULUR YANG TERBUAT DARI RAMUAN TRADISIONAL UNTUK MERAWAT KULIT TUBUH.	- PRIVAT	2-4 JAM	<ul style="list-style-type: none"> <li>- RILEKS</li> <li>- TENANG</li> <li>- DILAKUKAN DG BERBARING</li> </ul>
3.	PERAWATAN RAMBUT	<ul style="list-style-type: none"> <li>- MENCUCI RAMBUT</li> <li>- MENGASAPI RAMBUT</li> <li>- CREAMBATH</li> </ul>	- SEMI PRIVAT	1-2 JAM	- DILAKUKAN DG DUDUK / BERBARING.
4.	MANDI REMPAH	- BERENDAM DI DALAM BAK AIR HANGAT YANG BERSI REMPAH WANGI	- PRIVAT	1 JAM	- BERENDAM DALAM BATH TUB.

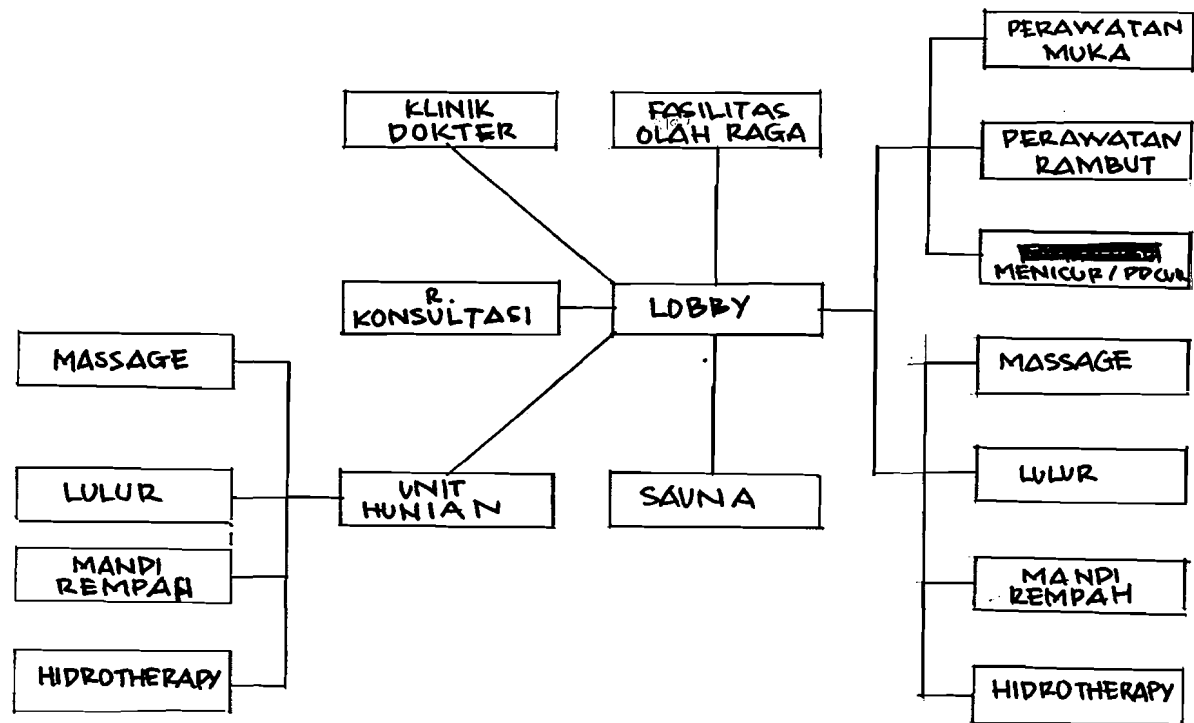
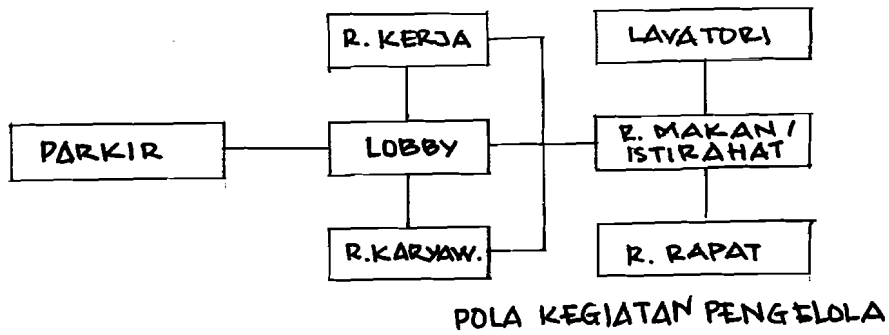
# ORGANISASI PENGELOLA JPA



# ANALISA KEGIATAN TAMU

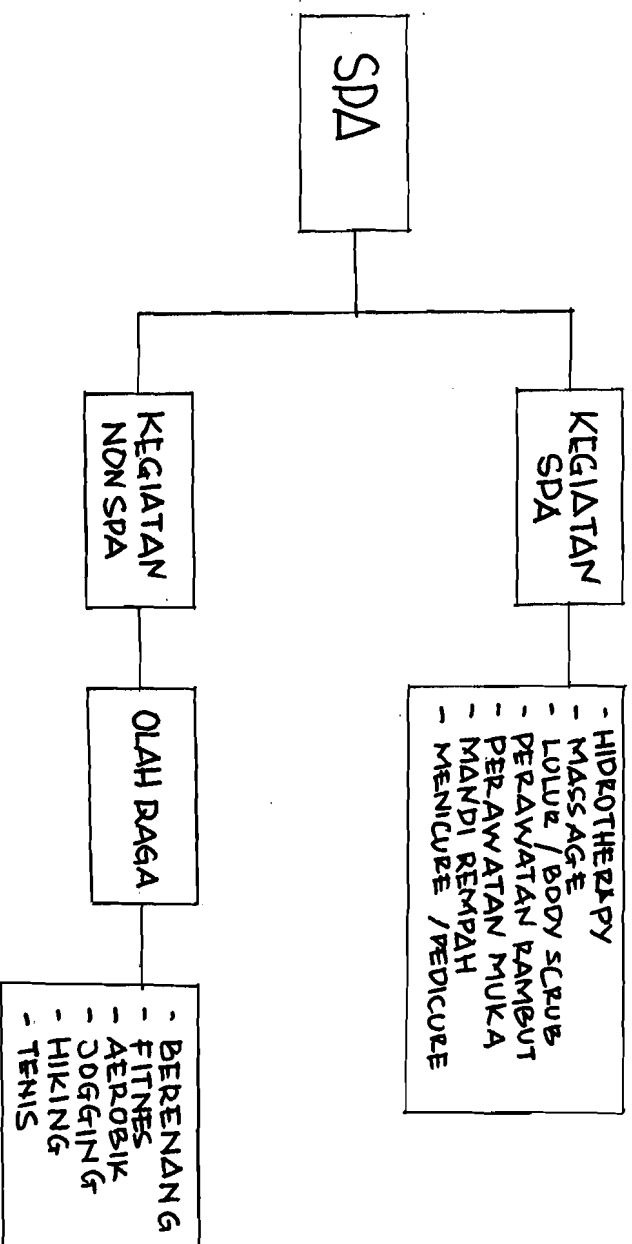


# — ORGANISASI RUANG —



ORGANISASI RUANG SPA

# DEMILIHAN PROGRAM SPA



# KEBUTUHAN RUANG

## □ ENTRANCE

- POS SECURITY
- PARKIR TAMU
- PARKIR PENGELOLA, KARYAWAN

## □ LOBBY

- HALL
- RECEPTIONIS
- RUANG TUNGGU
- BUTIK
- SOUVENIR SHOP
- PUBLIC LAVATORI
- RUANG INFORMASI
- MUSHOLA

## □ KEGIATAN LATIHAN FISIK

- RUANG FITNES
- RUANG AEROBIK
- LAPANGAN TENIS
- JOGGING/HKING TRACK
- KOLAM RENANG
- RUANG GANTI + LOCKER
- RUANG MEDITASI / YOGA
- RUANG KONSULTASI
- RUANG PSK

## □ KEGIATAN PERAWATAN FISIK

- RUANG HIPROTHERAPY
- RUANG AROMATHERAPY
- JACUZZI
- STEAM BATH
- SAUNA
- RUANG PERAWATAN
  - o Massage
  - o Refleksologi
  - o Lulur
  - o Body scrub.
- RUANG PERAWATAN WAJAH
- RUANG PERAWATAN RAMBUT
- MANICUR + PEDICURE
- RUANG KONSULTASI
  - o DOKTER
  - o PSIKOLOG
  - o AHLI GIZI

## □ RUANG PENGELOLA

- RUANG PRESIDEN DIREKTUR
- RUANG DIREKTUR PERSONALIA
- RUANG DIREKTUR PEMASARAN
- RUANG PROGRAM MANAGER
- RUANG STAFF
- RUANG ARSIP
- RUANG RAPAT
- RUANG MAKAN
- RUANG ISTIRAHAT
- RUANG KARYAWAN

## □ RUANG SERVIS

- o HOUSE KEEPING
  - - LOUNDRY
  - RUANG SUPERVISOR
  - GUDANG

## o MEE

- GENSET
- BOILER ROOM
- RUANG POMPA AIR
- RUANG KONTROL PANEL
- RUANG SUPERVISOR + STAFF

## o LAIN LAIN

- TEMPAT PENERIMAAN BARANG
- GUDANG STOK BARANG
- GUDANG PERALATAN TAMAN

## □ RUANG AKOMODASI

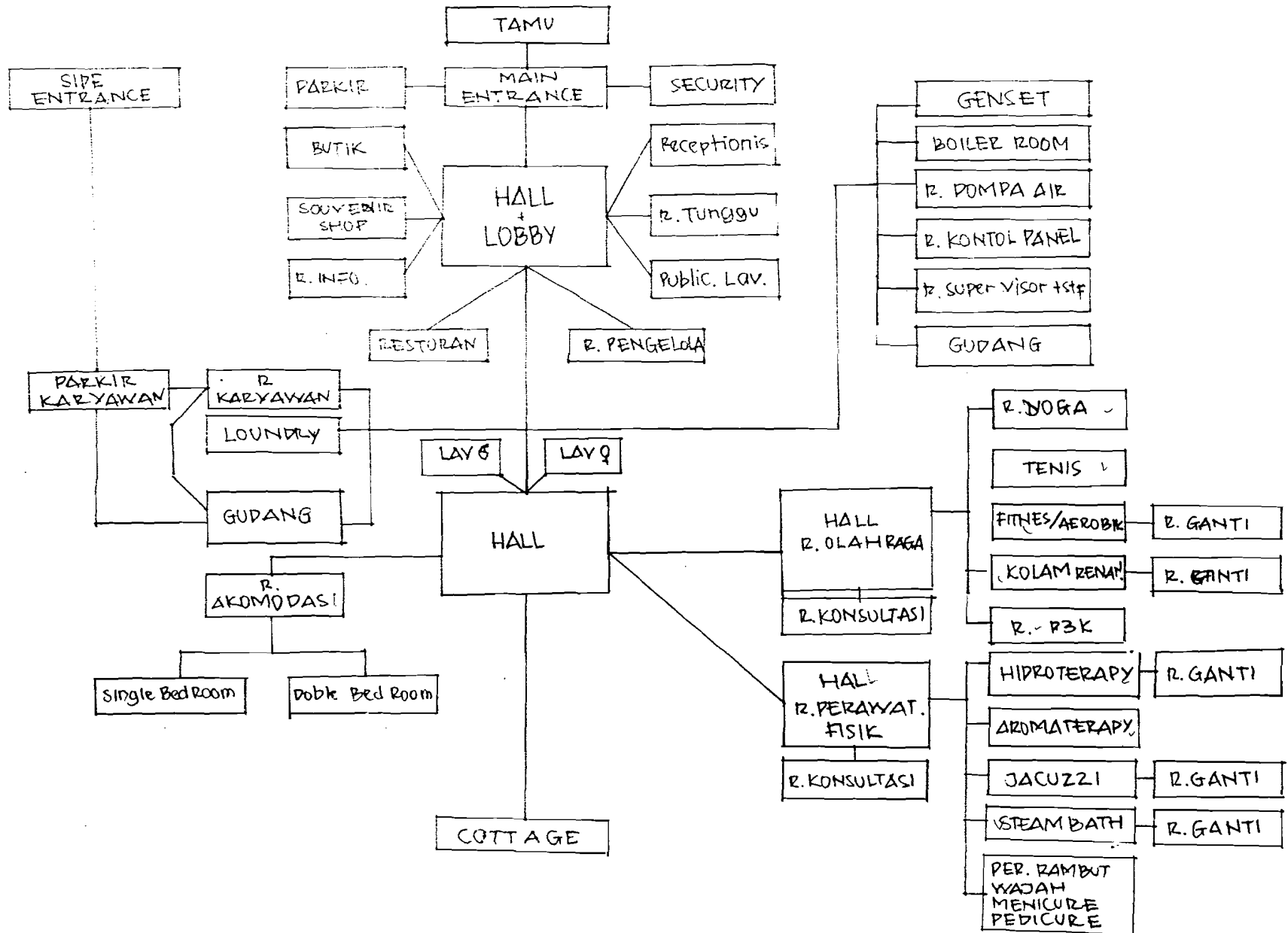
- KAMAR SINGLE BED ROOM
- KAMAR DOUBLE BED ROOM
- COTTAGE

BESARAN RUANG DAN KEBUTUHAN RUANG


NO.	FUNGSI RUANG	UNIT	KAPASITAS	STANDAR ( M )	PERHITUNGAN	LUASAN RLANG ( M2)	SUMBER
1	ENTRANCE						
	POS KEAMANAN	2	2 ( ORANG )	2 M X 3 M	2 M X 3M X 2	12	
	PARKIR TAMU						
	MOBIL	1	30 MOBIL	2, 4 M X 2, 2 M	2, 4 M X 4, 2 M X 30	302,4	
	BIS	1	2 B/S	12 X 4 M	12 M X 4 M X 2	96	
	PARKIR PENGELOLA						
	MOBIL	1	15 MOBIL	2,4 M X 4,2 M	2,4 M X 4,2 M X 15	151,2	
	MOTOR	1	20 MOTOR	0,75 M X 2 M	0,75 M X 2 M X 20	30	
2	LOBBY						
	HALL	1	50 (ORANG)	1,2 M2 / ORANG	1,2 M2 X 50	60	
	RECEPTIONIS	1	4	1,2 M2 / ORANG	1,2 M2 X 4	4,8	
	RUANG TUNGGU	1	10	1,2 M2 / ORANG	1,2 M2 X 10	12	
	BUTIK	1	10	1,2 M2 / ORANG	1,2 M2 X 10	12	
	SOLVENIR SHOP	1	10	1,2 M2 / ORANG	1,2 M2 X 10	12	
	RUANG INFORMASI	1	2	2 M X 3 M	2 M X 3M X 2	12	
	PUBLIC LAVATORI	10	10	1 M X 2 M / ORANG	1 M X 2 M X 10	20	
3	KEG. LATIHAN FISIK						
	RUANG FITNESS	1	20	1,5 M X 2 M / ORANG	1,5 M X 2 M X 20	60	
	RUANG AEROBIK	1	20	1,6 M X 1,6 M / ORANG	1,6 M X 1,6 M X 20	51,2	
	LAPANGAN TENIS	2	8	14 M X 9 M / UNIT	14 M X 9 M X 2	252	
	KOLAM RENANG	1	20	25 M X 13 M	25 M X 13 M X 1	325	
	RUANG GANTI	10	10	1 M X 4,5 / UNIT	1 M X 4,5 M X 10	45	
	RUANG LOKER	10	10	1,35 M2 / ORANG	1,35 M X 10	13,5	
	RUANG MEDITASI / YOGA	1	10	2 M X 2M / ORANG	2 M X 2 M X 10	40	
	RUANG KONSULTASI	3	6	2 M X 3 M	2 M X 3 M X 3	18	
	RUANG P3K	1	4	2 M X 3M	2 M X 3 M X 1	6	
4	KEG. PERAWATAN FISIK						
	R. HIDROTHERAPY	4	4	0,70 M X 1,80 M	0,70 M X 1,80 M X 4	5,04	
	R. AROMATHERAPY	4	4	3 M X 3 M	3 M X 3 M X 4	36	
	JACUZZI	5	5	4 M2 / ORANG	4 M2 X 5	20	
	STEAMBATH	1	10	13,2 M2 / 10 ORANG	13,2 M2 X 1	13,2	
	SAUNA	4	20	9 M2 / 5 ORANG	9 M2 X 4	36	
	RUANG MASSAGE	10	10	3,25 M X 1,65 M / UNIT	3,25 M X 1,65 M X 10	15,36	
	RUANG REFLEKSOLOGI	10	10	3,25 M X 1,65 M / UNIT	3,25 M X 1,65 M X 10	15,36	
	RUANG LULUR	10	10	3,25 M X 1,65 M / UNIT	3,25 M X 1,65 M X 10	15,36	
	R. PER. WAJAH	10	10	3 M X 2 M / UNIT	3 M X 2 M X 10	60	
	R. PER. RAMBUT	10	10	3 M X 2 M / UNIT	3 M X 2 M X 10	60	
	MANICURE, PEDICURE	10	10	3,25 M X 2,50 M / UNIT	3,25 M X 2,50 M X 10	81,5	
	RUANG KONSULTASI	3	6	3 M X 4 M / UNIT	3 M X 4 M X 3	36	
	RUANG GANTI / BILAS	10	10	2 M X 3 M	2 M X 3M X 10	60	
	TOILET	10	10	1 M X 2 M	1 M X 2 M X 10	20	
	GUDANG PERLENGKAPAN	1		4 M X 6 M	4 M X 6 M X 1	24	
5	RUANG PENGELOLA						
	R. PRESIDEN DIREKTUR	1	1	3 M X 3 M	3 M X 3 M X 1	9	
	R. DIR. PERSONALIA	1	1	3 M X 3 M	3 M X 3 M X 1	9	
	R. DIR. PEMASARAN	1	1	3 M X 3 M	3 M X 3 M X 1	9	
	R. PROGRAM MANAJER	1	1	3 M X 3 M	3 M X 3 M X 1	9	
	RUANG STAF	1	6	4 M X 5 M	4 M X 5 M X 1	20	
	RUANG ARSIP	1		3 M X 5 M	3 M X 5 M X 1	15	
	RUANG RAPAT	1	10	0,8 M X 1 M / ORANG	0,8 M X 1 M X 10	8	
	RUANG KARYAWAN	1	20	5 M X 6 M	5 M X 6 M X 1	30	
	RUANG MAKAN	1	20	5 M X 6 M	5 M X 6 M X 1	30	
	RUANG ISTIRAHAT	20	20	2 M2 / ORANG	2 M2 X 20	40	
5	RUANG SERVIS						
	HOUSE KEEPING						
	RUANG LAUNDRY	1		6 M X 5 M	6 M X 5 M X 1	30	
	GUDANG	1		3 M X 4 M	3M X 4 M X 1	12	
	MEE						
	GENSET	1		8 M X 8 M	8 M X 8 M X 1	64	
	BOILER ROOM	1		8 M X 8 M	8 M X 8 M X 1	64	
	RUANG POMPA AIR	1		4 M X 8 M	4 M X 8 M X 1	32	
	RUANG KONTROL PANEL	1		2 M X 3 M	2 M X 3 M X 1	6	
	RUANG TANGKI AIR	1		5 M X 4 M	5 M X 4 M X 1	20	
	LAIN LAIN						
	T. PENERIMAAN BARANG	1		3 M X 5 M	3 M X 5 M X 1	15	
	GUDANG STOK BARANG	1		4 M X 5 M	4 M X 5 M X 1	20	
	GUDANG PERALATAN	1		4 M X 5 M	4 M X 5 M X 1	20	

NO.	FUNGSI RUANG	UNIT	KAPASITAS	STANDAR ( M )	PERHITUNGAN	LUASAN RUANG ( M2)	SUMBER
6	RUANG AKOMODASI						
	TIPE DOUBLE BED ROOM	20	40				
	RUANG TIDUR	40	40	16 M2 / UNIT	16 M2 X 40	640	
	KAMAR MANDI	20	20	12 M2 / UNIT	12 M2 X 20	240	
	RUANG DUDUK	20	20	16 M2 / UNIT	16 M2 X 20	320	
	TIPE SINGLE BED ROOM	15	15				
	RUANG TIDUR	15	15	12 M2 / UNIT	12 M2 X 15	180	
	KAMAR MANDI	15	15	6 M2 / UNIT	6 M2 X 15	90	
	RUANG DUDUK	15	15	12 M2 / UNIT	12 M2 X 15	180	
	TIPE COTTAGE	10	20				
	RUANG TIDUR	10	20	20 M2 / UNIT	20 M2 X 10	200	
	KAMAR MANDI	10	10	12 M2 / UNIT	12 M2 X 10	120	
	RUANG DUDUK	10	20	16 M2 / UNIT	16 M2 X 10	160	
	DAPUR + R. MAKAN	10	20	12 M2 / UNIT	12 M2 X 10	120	
	R. MASSAGE	20	20	3,25 M X 1,65 M	3,25 M X 1,65 M X 20	25,36	
	JACUZZI	10	20	4 M2 / UNIT	4 M2 X 10	40	
	TERACCE	10	20	8 M2 / UNIT	8 M2 X 10	80	
	LUAS					4236	
	RUANG SIRKULASI 20 %					847,2	
	LUAS TOTAL					5083,2	

# ORGANISASI RUANG







PERANCANGAN

LAPORAN

BAB III

# **LAPORAN PERANCANGAN**

**HERY SURYONO**  
**98512140**

**Ir. H. Munichy B. Edrees M. Arch**

**Tugas Akhir Periode III**  
**Jurusan Arsitektur**  
**FTSP**  
**UNIVERSITAS ISLAM INDONESIA**  
**YOGYAKARTA 2003 / 2004**

**SPA DI KAWASAN WISATA**  
**KALIURANG, YOGYAKARTA**