

LAMPIRAN

Lampiran 1 Hasil Determinasi Bunga Telang (*Clitoria ternatea* L.)



UNIVERSITAS GADJAH MADA
FAKULTAS BIOLOGI
LABORATORIUM SISTEMATIKA TUMBUHAN

Jalan Teknika Selatan Sekip Utara Yogyakarta 55281 Telpun (0274) 6492262/6492272; Fax: (0274)580839

SURAT KETERANGAN

Nomor : 014552/ S.Tb. /IV/ 2019

Yang bertanda tangan dibawah ini, Kepala Laboratorium Sistematika Tumbuhan Fakultas Biologi UGM, menerangkan dengan sesungguhnya bahwa,

Nama : Siti Zahliyatul M., S.F., Ph.D., Apt.
Asal instansi : Fakultas MIPA – UII Yogyakarta

telah melakukan identifikasi tumbuhan dengan hasil sebagai berikut,

Kingdom : Plantae
Divisio : Tracheophyta
Classis : Magnoliopsida
Ordo : Rosales
Familia : Fabaceae
Subfamilia : Papilionoidae
Genus : Clitoria
Species : *Clitoria ternatea* L.
Sinonim : *Clitoris principissae*
Nama Lokal : Kembang Telang

identifikasi tersebut dibantu oleh Prof. Dr. Purnomo, M.S.


Demikian surat keterangan ini diberikan untuk dapat dipergunakan seperlunya.

Mengetahui,
Dekan Fakultas Biologi
Universitas Gadjah Mada




Dr. Budi Setiadi Daryono, M.Agr.Sc.
NIP. 197003261995121001

Yogyakarta, 04 April 2019
Kepala Laboratorium
Sistematika Tumbuhan
Fakultas Biologi UGM

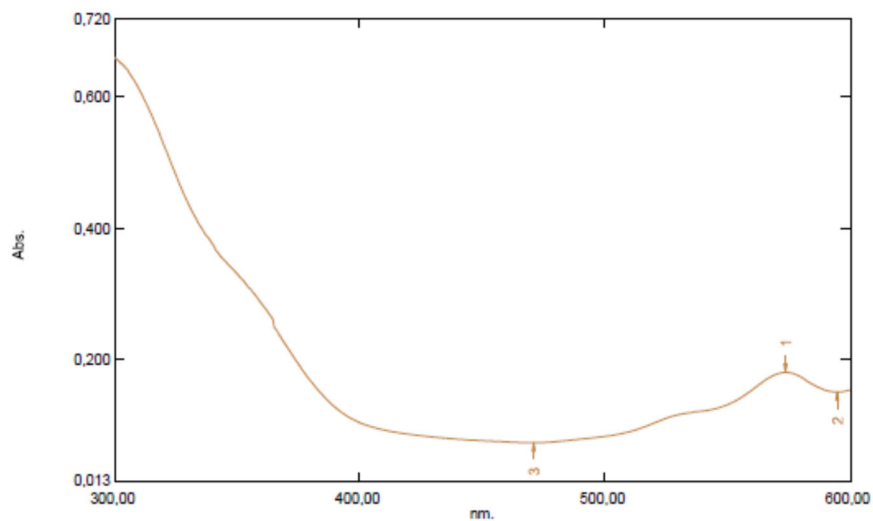

Prof. Dr. Purnomo, M.S.
NIP. 195504211982031005

Lampiran 2 Hasil Analisis Panjang Gelombang Nanopartikel Perak Ekstrak Air Bunga Telang Tanpa Penstabil

Spectrum Peak Pick Report

18/10/2019 16:06:16

Data Set: TP R1.spc - RawData



Measurement Properties
Wavelength Range (nm.): 300,00 to 600,00
Scan Speed: Medium
Sampling Interval: 0,2
Auto Sampling Interval: Enabled
Scan Mode: Auto

Instrument Properties
Instrument Type: UV-1800 Series
Measuring Mode: Absorbance
Slit Width: 1,0 nm
Light Source Change Wavelength: 340,8 nm
S/R Exchange: Normal

Attachment Properties
Attachment: None

Sample Preparation Properties
Weight:
Volume:
Dilution:
Path Length:
Additional Information:

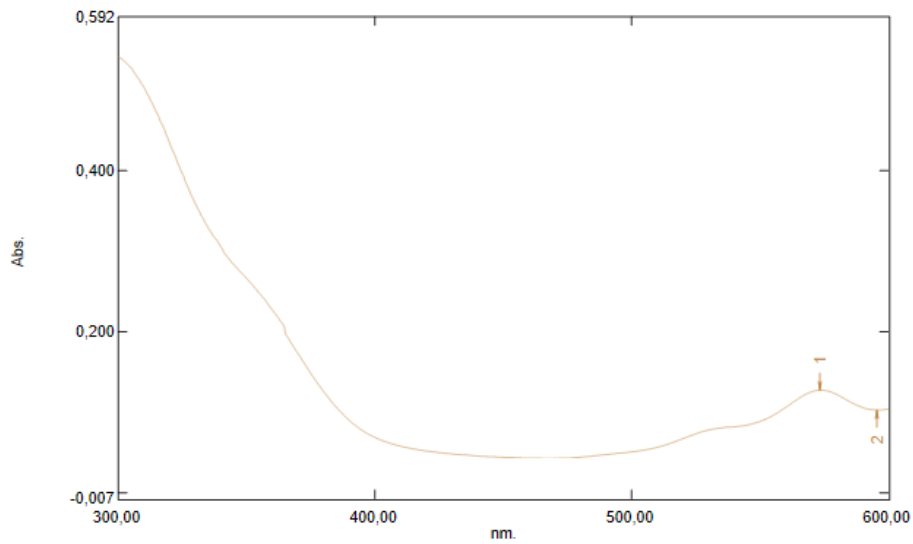
No.	P/V	Wavelength	Abs.	Description
1		574,00	0,180	
2		595,00	0,150	
3		471,00	0,072	

Lampiran 3 Hasil Analisis Panjang Gelombang Nanopartikel Perak Ekstrak Air Bunga Telang Dengan Penambahan PVA 1%

Spectrum Peak Pick Report

18/10/2019 16:09:22

Data Set: PVA 1% R1 gab.spc - RawData



Measurement Properties
Wavelength Range (nm.): 300.00 to 600.00
Scan Speed: Medium
Sampling Interval: 0.2
Auto Sampling Interval: Enabled
Scan Mode: Auto

No.	P/V	Wavelength	Abs.	Description
1		573.60	0.128	
2		595.80	0.103	

Instrument Properties
Instrument Type: UV-1800 Series
Measuring Mode: Absorbance
Slit Width: 1.0 nm
Light Source Change Wavelength: 340.8 nm
S/R Exchange: Normal

Attachment Properties
Attachment: None

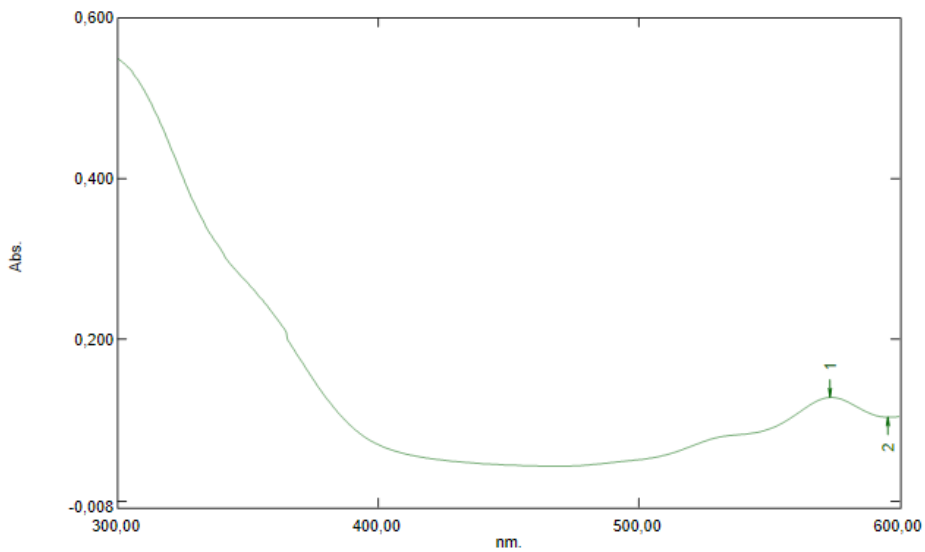
Sample Preparation Properties
Weight:
Volume:
Dilution:
Path Length:
Additional Information:

Lampiran 4 Hasil Analisis Panjang Gelombang Nanopartikel Perak Ekstrak Air Bunga Telang Dengan Penambahan PVA 1.5%

Spectrum Peak Pick Report

18/10/2019 16:10:31

Data Set: PVA 1.5% R1 gab.spc - RawData



Measurement Properties
Wavelength Range (nm.): 300,00 to 600,00
Scan Speed: Medium
Sampling Interval: 0,2
Auto Sampling Interval: Enabled
Scan Mode: Auto

No.	P/V	Wavelength	Abs.	Description
1	●	573.60	0.128	
2	●	595.40	0.103	

Instrument Properties
Instrument Type: UV-1800 Series
Measuring Mode: Absorbance
Slit Width: 1,0 nm
Light Source Change Wavelength: 340,8 nm
S/R Exchange: Normal

Attachment Properties
Attachment: None

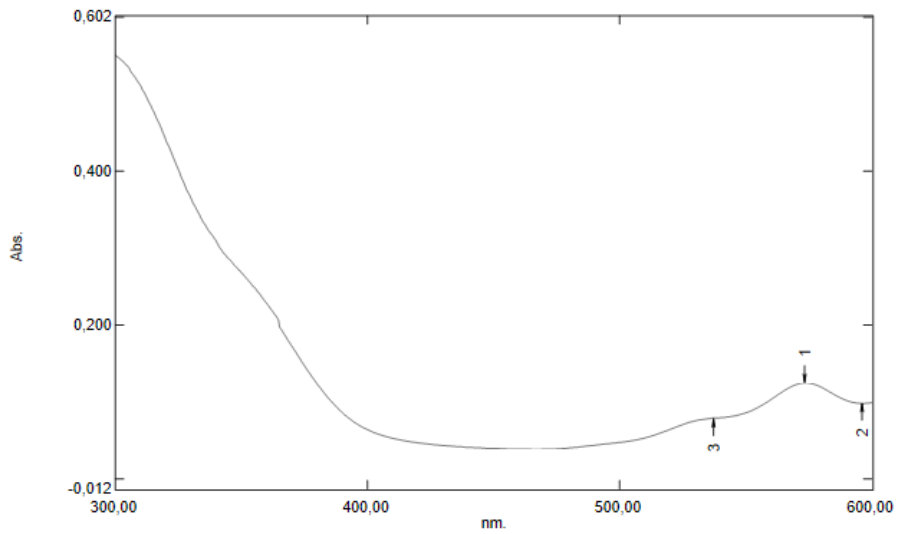
Sample Preparation Properties
Weight:
Volume:
Dilution:
Path Length:
Additional Information:

Lampiran 5 Hasil Analisis Panjang Gelombang Nanopartikel Perak Ekstrak Air Bunga Telang Dengan Penambahan PVA 2%

Spectrum Peak Pick Report

18/10/2019 16:11:14

Data Set: PVA 2% R1 gab.spc - RawData



Measurement Properties
Wavelength Range (nm.): 300,00 to 600,00
Scan Speed: Medium
Sampling Interval: 0,2
Auto Sampling Interval: Enabled
Scan Mode: Auto

No.	P/V	Wavelength	Abs.	Description
1		573.60	0.126	
2		596.20	0.099	
3		537.20	0.080	

Instrument Properties
Instrument Type: UV-1800 Series
Measuring Mode: Absorbance
Slit Width: 1,0 nm
Light Source Change Wavelength: 340,8 nm
S/R Exchange: Normal

Attachment Properties
Attachment: None

Sample Preparation Properties
Weight:
Volume:
Dilution:
Path Length:
Additional Information:

Lampiran 6 Hasil Pengukuran Ukuran Partikel Nanopartikel Perak Ekstrak Air Bunga
Telang

Formulasi	Waktu Sampling	Ukuran Partikel			Rata-rata	SD
		Replikasi 1	Replikasi 2	Replikasi 3		
Tanpa Penstabil	Hari ke-0	105,9	107,0	105,2	106,0	0,9
	Hari ke-1	95,1	95,3	102,7	97,7	4,3
	Hari ke-4	110,8	111,2	111,8	111,3	0,5
	Minggu ke-1	100,9	104,8	105,3	103,7	2,4
	Minggu ke-2	137,4	132,7	137,5	135,9	2,7
	Minggu ke-3	137,4	134,3	136,0	135,9	1,6
	Minggu ke-4	107,1	112,5	123,8	114,5	8,5
	PVA 1%	Hari ke-0	150,4	132,6	135,9	139,6
Hari ke-1		99,3	99,9	116,1	105,1	9,5
Hari ke-4		188,9	189,2	185,7	187,9	1,9
Minggu ke-1		85,1	76,2	98,1	86,5	11,0
Minggu ke-2		151,6	139,7	150,2	147,2	6,5
Minggu ke-3		154,7	140,3	113,2	136,1	21,1
Minggu ke-4		128,7	140,2	159,1	142,7	15,3
PVA 1,5%		Hari ke-0	115,5	112,5	131,0	119,7
	Hari ke-1	99,9	106,9	95,6	100,8	5,7
	Hari ke-4	130,4	176,2	128,2	144,9	27,1
	Minggu ke-1	113,0	104,7	103,6	107,1	5,1
	Minggu ke-2	169,0	137,3	134,8	147,0	19,1
	Minggu ke-3	105,0	145,1	156,5	135,5	27,1
	Minggu ke-4	128,9	137,3	122,7	129,6	7,3
	PVA 2%	Hari ke-0	161,9	126,9	121,9	136,9
Hari ke-1		97,6	108,6	96,7	101,0	6,6
Hari ke-4		190,4	186,2	185,4	187,3	2,7
Minggu ke-1		98,6	120,6	123,6	114,3	13,7
Minggu ke-2		137,1	135,5	153,4	142,0	9,9
Minggu ke-3		120,2	135,7	144,1	133,3	12,1
Minggu ke-4		114,8	138,0	136,6	129,8	13,0

Lampiran 7 Hasil Pengukuran Polidispers Indeks Nanopartikel Perak Ekstrak Air Bunga Telang

Formulasi	Waktu Sampling	Polidispers Indeks			Rata-rata	SD
		Replikasi 1	Replikasi 2	Replikasi 3		
Tanpa Penstabil	Hari ke-0	0,286	0,362	0,454	0,367	0,084
	Hari ke-1	0,259	0,446	0,264	0,323	0,107
	Hari ke-4	0,487	0,413	0,354	0,418	0,067
	Minggu ke-1	0,175	0,204	0,360	0,246	0,100
	Minggu ke-2	0,397	0,228	0,315	0,313	0,085
	Minggu ke-3	0,269	0,272	0,408	0,316	0,079
	Minggu ke-4	0,208	0,255	0,404	0,289	0,102
	PVA 1%	Hari ke-0	0,140	0,379	0,231	0,250
Hari ke-1		0,099	0,260	0,256	0,205	0,092
Hari ke-4		0,363	0,465	0,421	0,416	0,051
Minggu ke-1		0,265	0,218	0,423	0,302	0,107
Minggu ke-2		0,350	0,356	0,416	0,374	0,036
Minggu ke-3		0,265	0,347	0,314	0,309	0,041
Minggu ke-4		0,045	0,306	0,026	0,126	0,156
PVA 1,5%		Hari ke-0	0,264	0,389	0,438	0,364
	Hari ke-1	0,260	0,320	0,271	0,284	0,032
	Hari ke-4	0,267	0,433	0,206	0,302	0,117
	Minggu ke-1	0,441	0,408	0,403	0,417	0,021
	Minggu ke-2	0,464	0,291	0,399	0,385	0,087
	Minggu ke-3	0,344	0,325	0,277	0,315	0,035
	Minggu ke-4	0,323	0,123	0,441	0,296	0,161
	PVA 2%	Hari ke-0	0,209	0,364	0,423	0,332
Hari ke-1		0,299	0,245	0,255	0,266	0,029
Hari ke-4		0,497	0,379	0,504	0,460	0,070
Minggu ke-1		0,174	0,253	0,184	0,204	0,043
Minggu ke-2		0,405	0,335	0,262	0,334	0,072
Minggu ke-3		0,386	0,296	0,360	0,347	0,046
Minggu ke-4		0,146	0,182	0,595	0,308	0,249

Lampiran 8 Hasil Pengukuran Zeta Potensial Nanopartikel Perak Ekstrak Air Bunga
Telang

Formulasi	Waktu Sampling	Zeta Potensial			Rata- rata	SD
		Replikasi 1	Replikasi 2	Replikasi 3		
Tanpa Penstabil	Hari ke-0	-21,8	-25,6	-26,6	-24,7	2,5
	Hari ke-1	-22,7	-21,7	-21,2	-21,9	0,8
	Hari ke-4	-21,3	-33,8	-24,3	-26,5	6,5
	Minggu ke-1	-11,7	-11,2	-25,7	-16,2	8,2
	Minggu ke-2	-11,4	-23,1	-19,0	-17,8	5,9
	Minggu ke-3	-15,8	-17,4	-18,1	-17,1	1,2
	Minggu ke-4	-11,6	-12,2	-10,1	-11,3	1,1
	PVA 1%	Hari ke-0	-23,1	-26,8	-24,4	-24,8
Hari ke-1		-18,8	-18,0	-18,9	-18,6	0,5
Hari ke-4		-23,1	-17,1	-18,3	-19,5	3,2
Minggu ke-1		-13,1	-13,6	-12,5	-13,1	0,6
Minggu ke-2		-20,2	-13,3	-25,7	-19,7	6,2
Minggu ke-3		-16,2	-11,0	-9,8	-12,3	3,4
Minggu ke-4		-18,5	-16,1	-19,9	-18,2	1,9
PVA 1,5%		Hari ke-0	-17,6	-18,8	-25,3	-20,6
	Hari ke-1	-10,9	-14,6	-11,6	-12,4	2,0
	Hari ke-4	-7,4	-20,0	-16,2	-14,5	6,5
	Minggu ke-1	-13,1	-14,6	-14,1	-13,9	0,8
	Minggu ke-2	-10,2	-10,4	-14,8	-11,8	2,6
	Minggu ke-3	-9,9	-9,7	-9,5	-9,7	0,2
	Minggu ke-4	-17,3	-16,0	-14,6	-16,0	1,4
	PVA 2%	Hari ke-0	-22,1	-21,4	-20,3	-21,3
Hari ke-1		-12,6	-12,0	-13,4	-12,7	0,7
Hari ke-4		-7,0	-21,6	-13,4	-14,0	7,3
Minggu ke-1		-36,8	-36,1	-21,6	-31,5	8,6
Minggu ke-2		-28,4	-10,3	-15,2	-18,0	9,4
Minggu ke-3		-9,2	-8,0	-10,8	-9,3	1,4
Minggu ke-4		-18,3	-18,1	-19,3	-18,6	0,6

Lampiran 9 Hasil Analisis Ukuran Partikel Nanopartikel Perak Ekstrak Air Bunga Telang Tanpa Penstabil Pada Hari ke-0 Stabilitas

2019.10.23 16:32:10

HORIBA
Scientific

HORIBA SZ-100 for Windows [Z Type] Ver2.00

SZ-100

TP H0 R1 c.nsz
Measurement Results

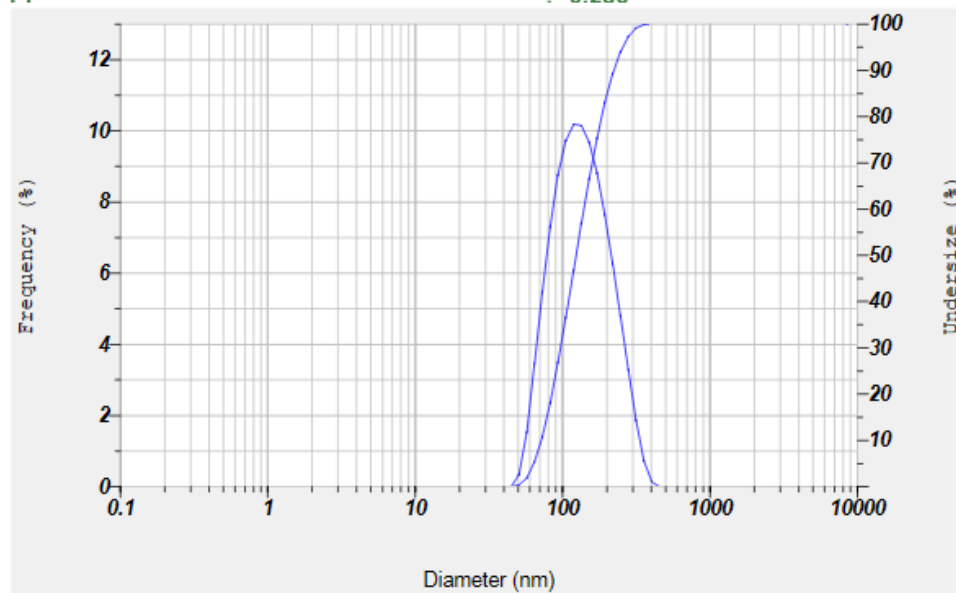
Date : Tuesday, October 01, 2019 1:00:55
 Measurement Type : Particle Size
 Sample Name : Tanpa Penstabil Hari 0 R1
 Scattering Angle : 90
 Temperature of the Holder : 24.8 °C
 Dispersion Medium Viscosity : 0.898 mPa·s
 Transmission Intensity before Meas. : 20830
 Distribution Form : Standard
 Distribution Form(Dispersity) : Monodisperse
 Representation of Result : Scattering Light Intensity
 Count Rate : 2525 kCPS

Calculation Results

Peak No.	S.P.Area Ratio	Mean	S. D.	Mode
1	1.00	136.8 nm	59.7 nm	112.0 nm
2	---	--- nm	--- nm	--- nm
3	---	--- nm	--- nm	--- nm
Total	1.00	136.8 nm	59.7 nm	112.0 nm

Cumulant Operations

Z-Average : 105.9 nm
 PI : 0.286



Explore the future

Automated Test Systems | Process Control | Medical | Environmental | Scientific

HORIBA

Lampiran 10 Hasil Analisis Ukuran Partikel Nanopartikel Perak Ekstrak Air Bunga Telang Tanpa Penstabil Pada Minggu ke-4 Stabilitas

2019.10.23 16:32:39

HORIBA
Scientific

HORIBA SZ-100 for Windows [Z Type] Ver2.00

SZ-100

TP R1 M4.nsz
Measurement Results

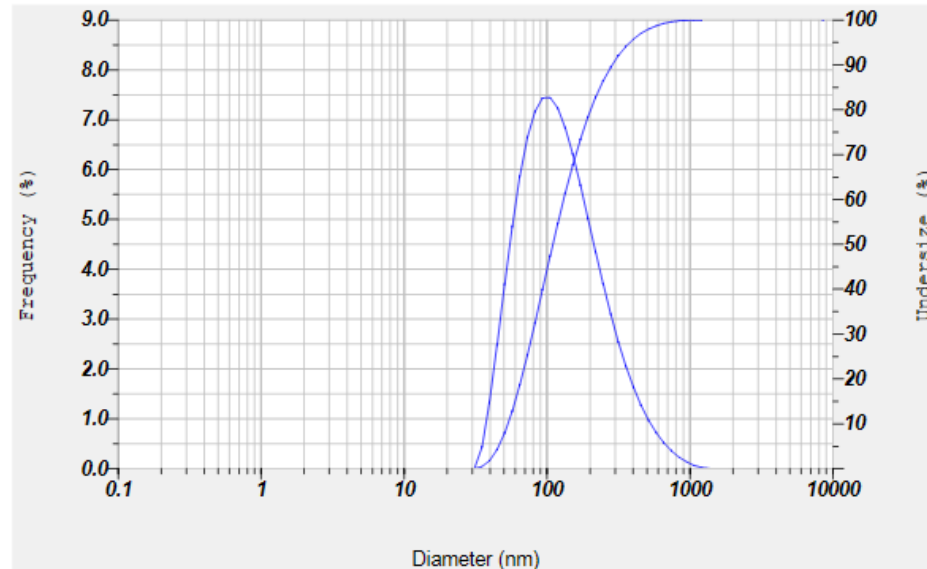
Date : Thursday, September 19, 2019
 Measurement Type : Particle Size
 Sample Name : TP R1 M4
 Scattering Angle : 90
 Temperature of the Holder : 24.9 °C
 Dispersion Medium Viscosity : 0.897 mPa·s
 Transmission Intensity before Meas. : 18933
 Distribution Form : Standard
 Distribution Form(Dispersity) : Monodisperse
 Representation of Result : Scattering Light Intensity
 Count Rate : 2661 kCPS

Calculation Results

Peak No.	S.P.Area Ratio	Mean	S. D.	Mode
1	1.00	147.2 nm	117.8 nm	98.7 nm
2	---	--- nm	--- nm	--- nm
3	---	--- nm	--- nm	--- nm
Total	1.00	147.2 nm	117.8 nm	98.7 nm

Cumulant Operations

Z-Average : 107.1 nm
 PI : 0.208



Explore the future

Autonomous Test Systems | Process X1 Instruments | Medical | Semiconductor | Display

HORIBA

1/1

Lampiran 11 Hasil Analisis Ukuran Partikel Nanopartikel Perak Ekstrak Air Bunga Telang dengan Penambahan PVA 1% Pada Hari ke-0 Stabilitas

2019.10.23 16:29:55



HORIBA SZ-100 for Windows [Z Type] Ver2.00

SZ-100

PVA 1% HO R1 c.nsz Measurement Results

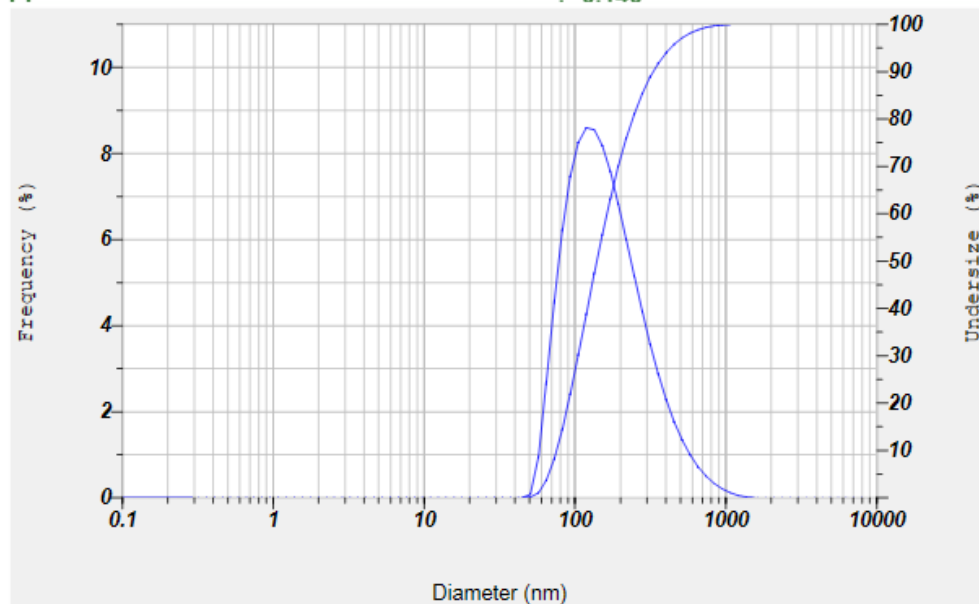
Date : Tuesday, October 01, 2019 2:09:14
 Measurement Type : Particle Size
 Sample Name : PVA 1% Hari 0 R1
 Scattering Angle : 90
 Temperature of the Holder : 24.9 °C
 Dispersion Medium Viscosity : 0.897 mPa·s
 Transmission Intensity before Meas. : 31900
 Distribution Form : Standard
 Distribution Form(Dispersity) : Monodisperse
 Representation of Result : Scattering Light Intensity
 Count Rate : 993 kCPS

Calculation Results

Peak No.	S.P.Area Ratio	Mean	S. D.	Mode
1	1.00	179.1 nm	126.9 nm	111.9 nm
2	---	--- nm	--- nm	--- nm
3	---	--- nm	--- nm	--- nm
Total	1.00	179.1 nm	126.9 nm	111.9 nm

Cumulant Operations

Z-Average : 150.4 nm
 PI : 0.140



Explore the future

Automotive Test Systems | Process & Environmental | Medical | Semiconductor | Scientific

HORIBA

1/1

Lampiran 12 Hasil Analisis Ukuran Partikel Nanopartikel Perak Ekstrak Air Bunga Telang dengan Penambahan PVA 1% Pada Minggu ke-4 Stabilitas

2019.10.23 16:33:39



HORIBA SZ-100 for Windows [Z Type] Ver2.00

SZ-100

PVA 1% R1 M4.nsz Measurement Results

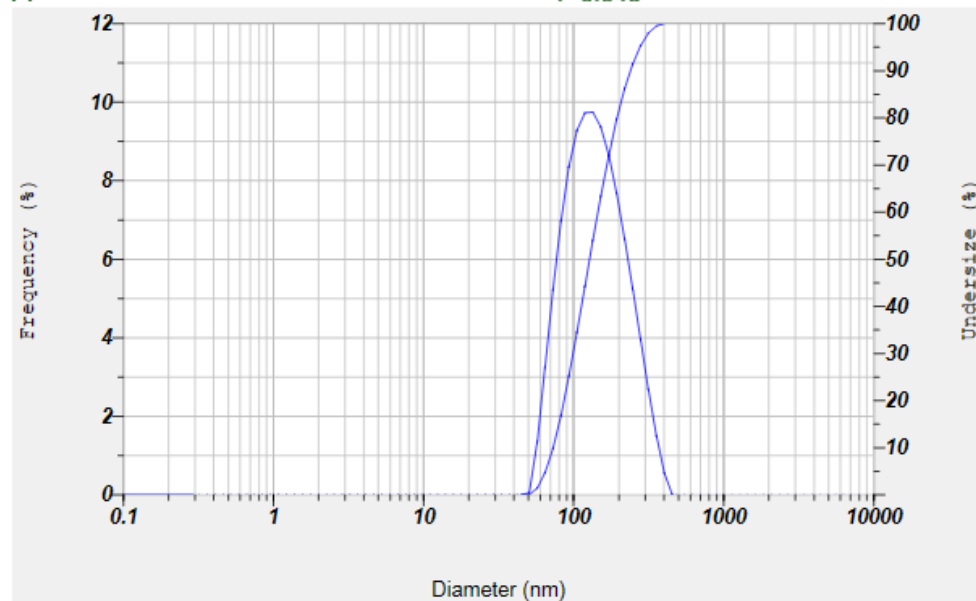
Date : Thursday, September 19, 2019
 Measurement Type : Particle Size
 Sample Name : PVA 1% R1 M4
 Scattering Angle : 90
 Temperature of the Holder : 25.0 °C
 Dispersion Medium Viscosity : 0.896 mPa·s
 Transmission Intensity before Meas. : 26548
 Distribution Form : Standard
 Distribution Form(Dispersity) : Monodisperse
 Representation of Result : Scattering Light Intensity
 Count Rate : 941 kCPS

Calculation Results

Peak No.	S.P.Area Ratio	Mean	S. D.	Mode
1	1.00	143.4 nm	65.9 nm	125.9 nm
2	---	--- nm	--- nm	--- nm
3	---	--- nm	--- nm	--- nm
Total	1.00	143.4 nm	65.9 nm	125.9 nm

Cumulant Operations

Z-Average : 128.7 nm
 PI : 0.045



Explore the future

Automotive Test Systems | Process & Environmental | Medical | Semiconductor | Scientific



Lampiran 13 Hasil Analisis Ukuran Partikel Nanopartikel Perak Ekstrak Air Bunga Telang dengan Penambahan PVA 1,5% Pada Hari ke-0 Stabilitas

2019.10.23 16:30:52



HORIBA SZ-100 for Windows [Z Type] Ver2.00

SZ-100

**PVA 1,5% HO R1 b.nsz
Measurement Results**

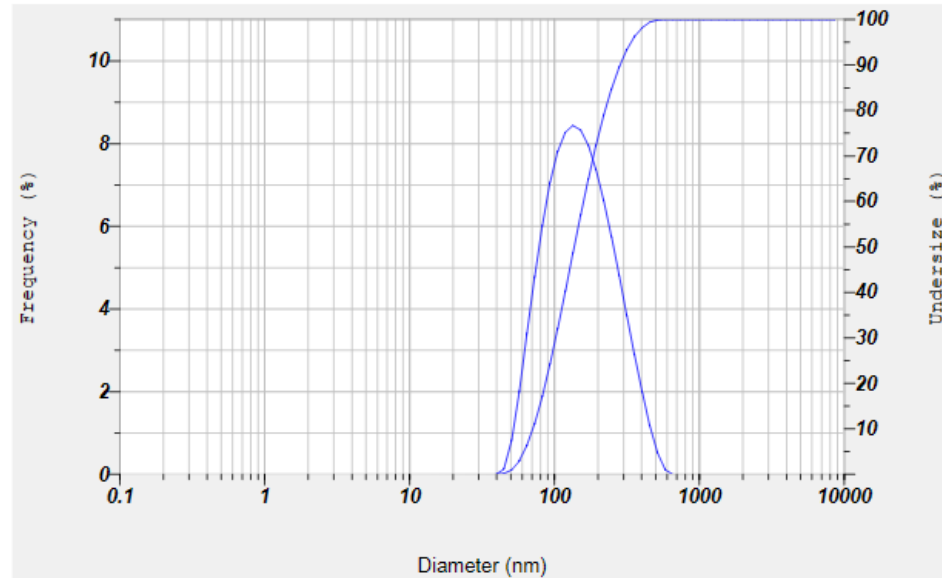
Date : Tuesday, October 01, 2019 2:57:54
 Measurement Type : Particle Size
 Sample Name : PVA 1,5% Hari 0 R1
 Scattering Angle : 90
 Temperature of the Holder : 25.0 °C
 Dispersion Medium Viscosity : 0.896 mPa·s
 Transmission Intensity before Meas. : 33801
 Distribution Form : Standard
 Distribution Form(Dispersity) : Monodisperse
 Representation of Result : Scattering Light Intensity
 Count Rate : 1884 kCPS

Calculation Results

Peak No.	S.P.Area Ratio	Mean	S. D.	Mode
1	1.00	159.8 nm	86.9 nm	126.3 nm
2	---	--- nm	--- nm	--- nm
3	---	--- nm	--- nm	--- nm
Total	1.00	159.8 nm	86.9 nm	126.3 nm

Cumulant Operations

Z-Average : 115.5 nm
 PI : 0.264



Lampiran 14 Hasil Analisis Ukuran Partikel Nanopartikel Perak Ekstrak Air Bunga Telang dengan Penambahan PVA 1,5% Pada Minggu ke-4 Stabilitas

2019.10.23 16:34:17

HORIBA
Scientific

HORIBA SZ-100 for Windows [Z Type] Ver2.00

SZ-100

**PVA 1,5% R1 M4 c.nsz
Measurement Results**

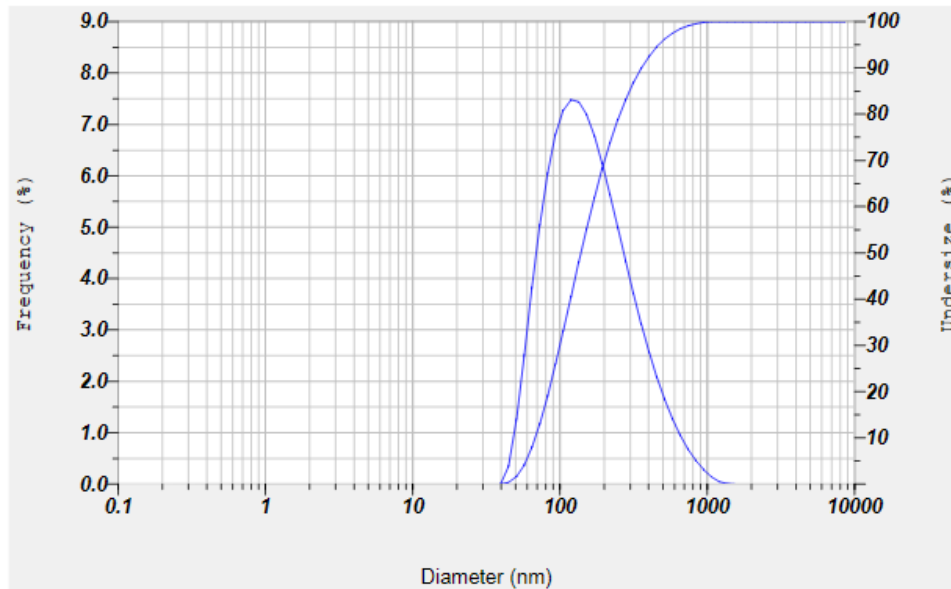
Date : Thursday, September 19, 2019
 Measurement Type : Particle Size
 Sample Name : PVA 1,5% R1 M4
 Scattering Angle : 90
 Temperature of the Holder : 24.9 °C
 Dispersion Medium Viscosity : 0.897 mPa·s
 Transmission Intensity before Meas. : 11352
 Distribution Form : Standard
 Distribution Form(Dispersity) : Monodisperse
 Representation of Result : Scattering Light Intensity
 Count Rate : 596 kCPS

Calculation Results

Peak No.	S.P.Area Ratio	Mean	S. D.	Mode
1	1.00	183.8 nm	139.6 nm	111.9 nm
2	---	--- nm	--- nm	--- nm
3	---	--- nm	--- nm	--- nm
Total	1.00	183.8 nm	139.6 nm	111.9 nm

Cumulant Operations

Z-Average : 128.9 nm
 PI : 0.323



Explore the future

Automotive Test Systems | Process & Environmental | Medical | Semiconductor | Scientific

HORIBA

1/1

Lampiran 15 Hasil Analisis Ukuran Partikel Nanopartikel Perak Ekstrak Air Bunga Telang dengan Penambahan PVA 2% Pada Hari ke-0 Stabilitas

2019.10.23 16:31:34

HORIBA
Scientific

HORIBA SZ-100 for Windows [Z Type] Ver2.00

SZ-100

PVA 2% HO R1.nsz
Measurement Results

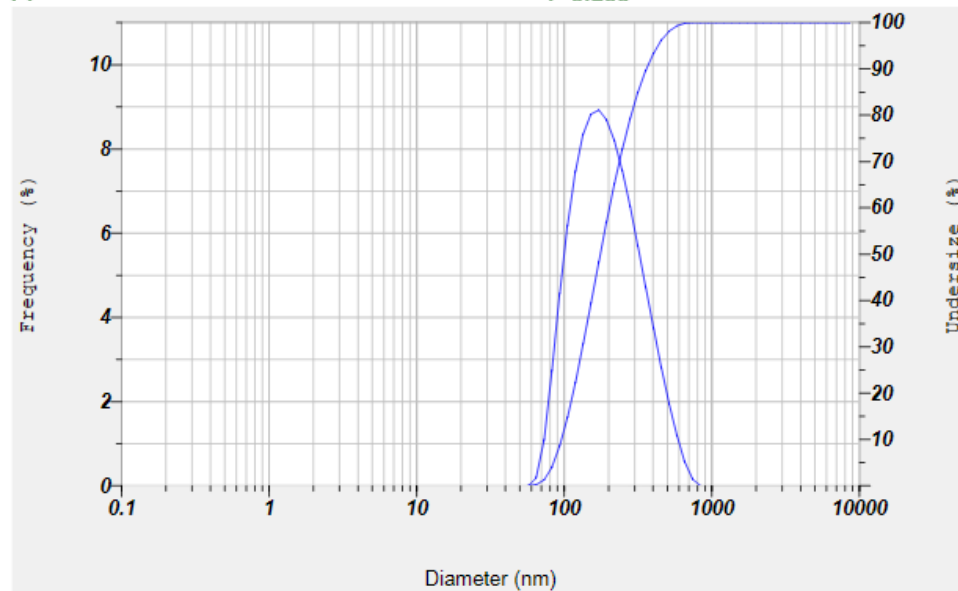
Date : Tuesday, October 01, 2019 2:41:28
 Measurement Type : Particle Size
 Sample Name : PVA 2% Hari 0 R1
 Scattering Angle : 90
 Temperature of the Holder : 25.0 °C
 Dispersion Medium Viscosity : 0.895 mPa·s
 Transmission Intensity before Meas. : 34554
 Distribution Form : Standard
 Distribution Form(Dispersity) : Monodisperse
 Representation of Result : Scattering Light Intensity
 Count Rate : 994 kCPS

Calculation Results

Peak No.	S.P.Area Ratio	Mean	S. D.	Mode
1	1.00	205.6 nm	109.6 nm	161.0 nm
2	---	--- nm	--- nm	--- nm
3	---	--- nm	--- nm	--- nm
Total	1.00	205.6 nm	109.6 nm	161.0 nm

Cumulant Operations

Z-Average : 161.9 nm
 PI : 0.209



Explore the future

Automotive Test Systems | Process & Environmental | Medical | Semiconductor | Scientific

HORIBA

1/1

Lampiran 16 Hasil Analisis Ukuran Partikel Nanopartikel Perak Ekstrak Air Bunga Telang dengan Penambahan PVA 2% Pada Minggu ke-4 Stabilitas

2019.10.23 16:34:40



HORIBA SZ-100 for Windows [Z Type] Ver2.00

SZ-100

PVA 2% R1 M4 b.nsz Measurement Results

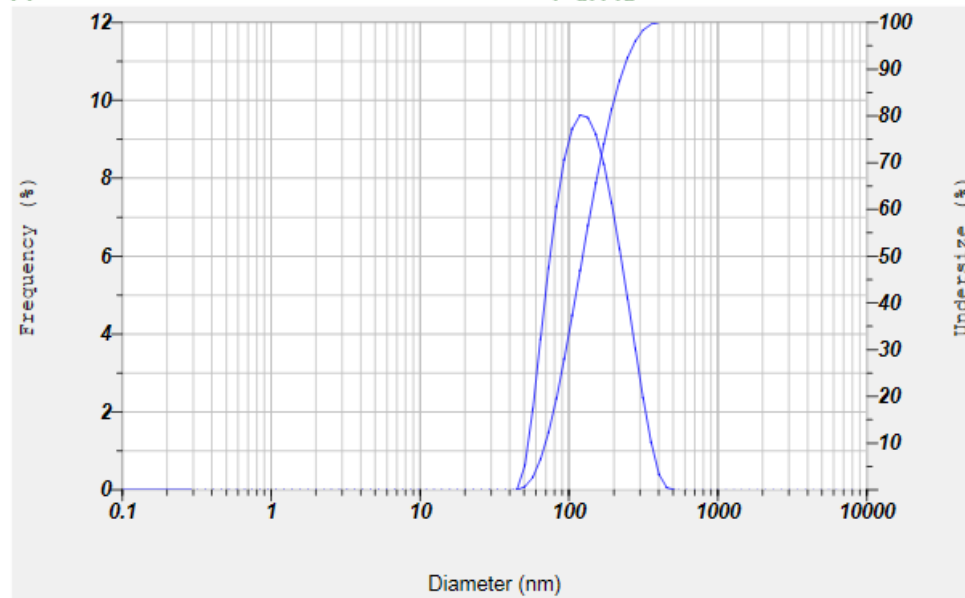
Date : Thursday, September 19, 2019
 Measurement Type : Particle Size
 Sample Name : PVA 2% R1 M4
 Scattering Angle : 90
 Temperature of the Holder : 24.8 °C
 Dispersion Medium Viscosity : 0.898 mPa·s
 Transmission Intensity before Meas. : 25106
 Distribution Form : Standard
 Distribution Form(Dispersity) : Monodisperse
 Representation of Result : Scattering Light Intensity
 Count Rate : 3036 kCPS

Calculation Results

Peak No.	S.P.Area Ratio	Mean	S. D.	Mode
1	1.00	138.8 nm	64.8 nm	111.9 nm
2	---	--- nm	--- nm	--- nm
3	---	--- nm	--- nm	--- nm
Total	1.00	138.8 nm	64.8 nm	111.9 nm

Cumulant Operations

Z-Average : 114.8 nm
 PI : 0.146



Exploring the future

Automotive Test Systems | Process & Environmental | Medical | Biotechnology | Scientific

HORIBA

1/1

Lampiran 17 Hasil Analisis Zeta Potensial Nanopartikel Perak Ekstrak Air Bunga Telang Tanpa Penstabil Pada Hari ke-0 Stabilitas

2019.10.23 16:40:23



HORIBA SZ-100 for Windows [Z Type] Ver2.00

SZ-100

Measurement Results

TP R1.nzt

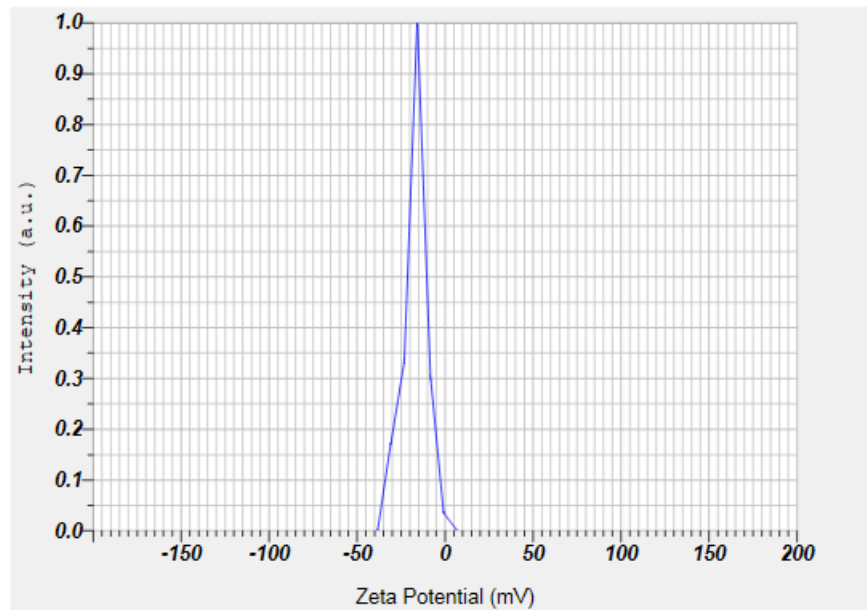
Measurement Results

Date : Tuesday, October 01, 2019 3:18:18 PM
 Measurement Type : Zeta Potential
 Sample Name : Tanpa Penstabil H0 R1
 Temperature of the Holder : 24.8 °C
 Dispersion Medium Viscosity : 0.898 mPa·s
 Conductivity : 0.237 mS/cm
 Electrode Voltage : 3.3 V

Calculation Results

Peak No.	Zeta Potential	Electrophoretic Mobility
1	-16.0 mV	-0.000124 cm ² /Vs
2	-30.3 mV	-0.000234 cm ² /Vs
3	-- mV	-- cm ² /Vs

Zeta Potential (Mean) : -21.8 mV
 Electrophoretic Mobility Mean : -0.000169 cm²/Vs



Lampiran 18 Hasil Analisis Zeta Potensial Nanopartikel Perak Ekstrak Air Bunga Telang Tanpa Penstabil Pada Minggu ke-4 Stabilitas

2019.10.23 16:40:54

HORIBA
Scientific

HORIBA SZ-100 for Windows [Z Type] Ver2.00

SZ-100

Measurement Results

Zeta TP M4 R1.nzt

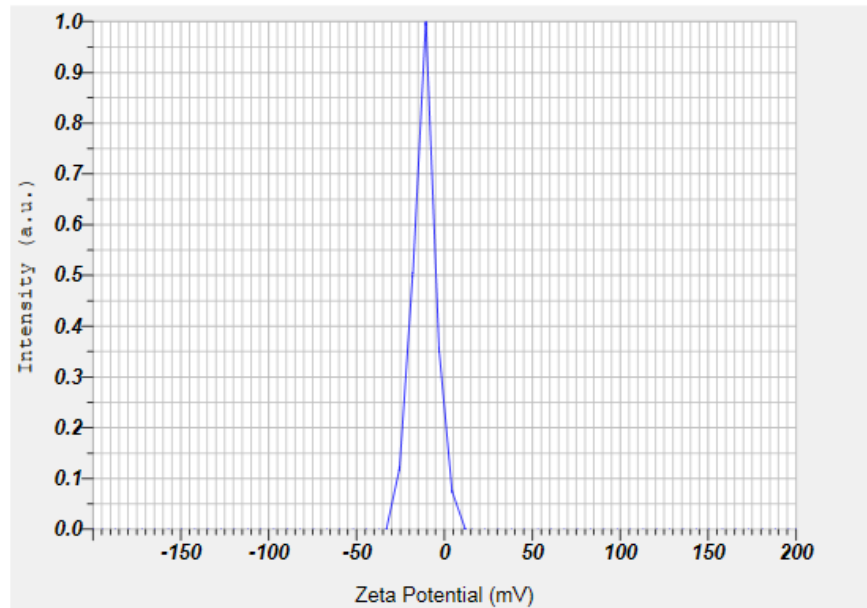
Measurement Results

Date : Thursday, September 19, 2019 4:21:48 PM
 Measurement Type : Zeta Potential
 Sample Name : TP R1 M4
 Temperature of the Holder : 25.0 °C
 Dispersion Medium Viscosity : 0.896 mPa·s
 Conductivity : 0.230 mS/cm
 Electrode Voltage : 3.3 V

Calculation Results

Peak No.	Zeta Potential	Electrophoretic Mobility
1	-11.6 mV	-0.000090 cm ² /Vs
2	-- mV	-- cm ² /Vs
3	-- mV	-- cm ² /Vs

Zeta Potential (Mean) : -11.6 mV
 Electrophoretic Mobility Mean : -0.000090 cm²/Vs



Explore the future

Automotive Test Systems | Process & Environmental | Medical | Semiconductor | Scientific

HORIBA

Lampiran 19 Hasil Analisis Zeta Potensial Nanopartikel Perak Ekstrak Air Bunga Telang dengan Penambahan PVA 1% Pada Hari ke-0 Stabilitas

2019.10.23 16:39:06



HORIBA SZ-100 for Windows [Z Type] Ver2.00

Measurement Results

PVA 1% R1.nzt

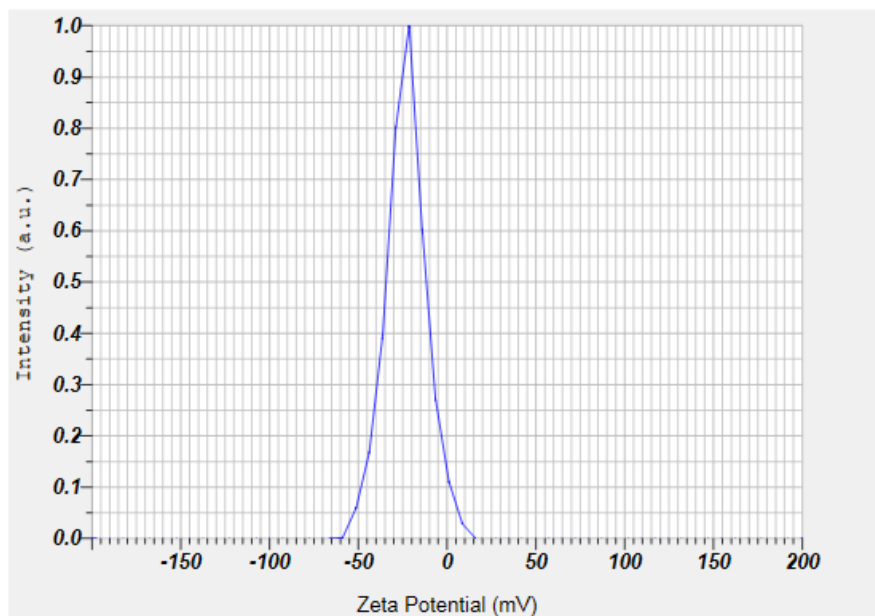
Measurement Results

Date : Tuesday, October 01, 2019 3:44:57 PM
 Measurement Type : Zeta Potential
 Sample Name : PVA 1% H0 R1
 Temperature of the Holder : 25.0 °C
 Dispersion Medium Viscosity : 0.894 mPa·s
 Conductivity : 0.208 mS/cm
 Electrode Voltage : 3.3 V

Calculation Results

Peak No.	Zeta Potential	Electrophoretic Mobility
1	-23.1 mV	-0.000179 cm ² /Vs
2	-- mV	-- cm ² /Vs
3	-- mV	-- cm ² /Vs

Zeta Potential (Mean) : -23.1 mV
 Electrophoretic Mobility Mean : -0.000179 cm²/Vs



Lampiran 20 Hasil Analisis Zeta Potensial Nanopartikel Perak Ekstrak Air Bunga Telang dengan Penambahan PVA 1% Pada Minggu ke-4 Stabilitas

2019.10.23 16:41:54

HORIBA
Scientific

HORIBA SZ-100 for Windows [Z Type] Ver2.00

SZ-100

Measurement Results

Zeta PVA 1% M4 R1.nzt

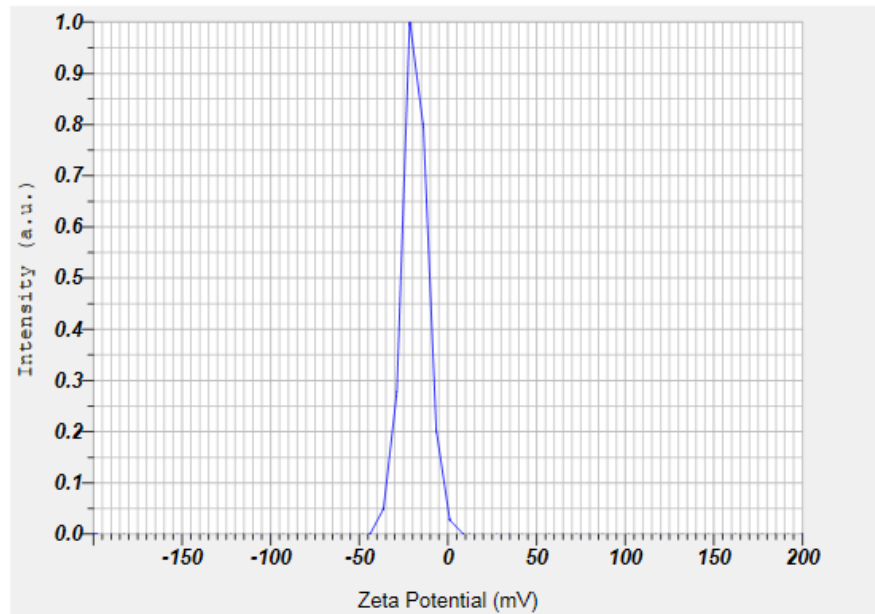
Measurement Results

Date : Thursday, September 19, 2019 4:41:01 PM
 Measurement Type : Zeta Potential
 Sample Name : PVA 1% R1 M4
 Temperature of the Holder : 24.9 °C
 Dispersion Medium Viscosity : 0.897 mPa·s
 Conductivity : 0.201 mS/cm
 Electrode Voltage : 3.3 V

Calculation Results

Peak No.	Zeta Potential	Electrophoretic Mobility
1	-18.5 mV	-0.000143 cm ² /Vs
2	-- mV	-- cm ² /Vs
3	-- mV	-- cm ² /Vs

Zeta Potential (Mean) : -18.5 mV
 Electrophoretic Mobility Mean : -0.000143 cm²/Vs



Explore the future

Autonomous Tool Options | Process & Instrumentation | Metrology | Service & Support | Scientific

HORIBA

Lampiran 21 Hasil Analisis Zeta Potensial Nanopartikel Perak Ekstrak Air Bunga Telang dengan Penambahan PVA 1,5% Pada Hari ke-0 Stabilitas

2019.10.23 16:39:55



HORIBA SZ-100 for Windows [Z Type] Ver2.00

Measurement Results

PVA 1.5% R1.nzt

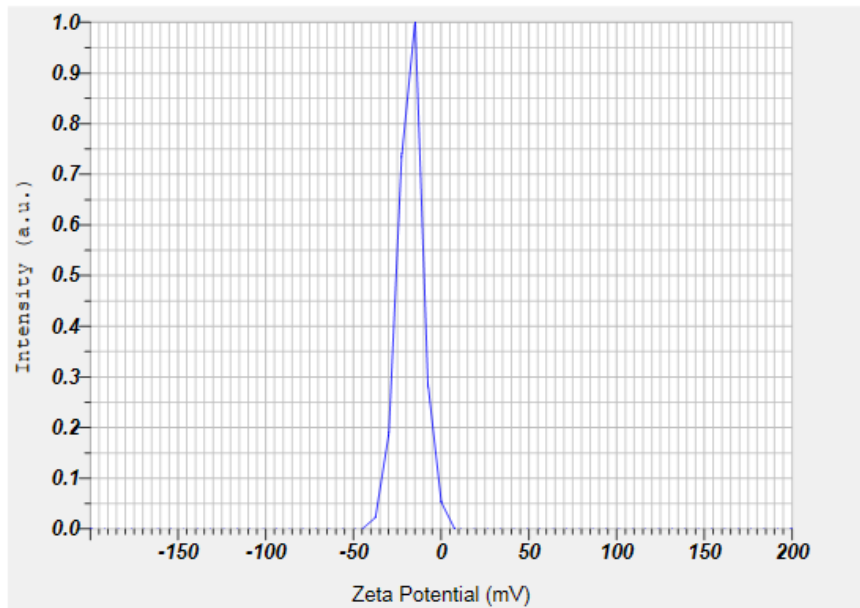
Measurement Results

Date : Tuesday, October 01, 2019 4:03:35 PM
 Measurement Type : Zeta Potential
 Sample Name : PVA 1,5% H0 R1
 Temperature of the Holder : 24.8 °C
 Dispersion Medium Viscosity : 0.898 mPa·s
 Conductivity : 0.214 mS/cm
 Electrode Voltage : 3.3 V

Calculation Results

Peak No.	Zeta Potential	Electrophoretic Mobility
1	-17.6 mV	-0.000136 cm ² /Vs
2	--- mV	--- cm ² /Vs
3	--- mV	--- cm ² /Vs

Zeta Potential (Mean) : -17.6 mV
 Electrophoretic Mobility Mean : -0.000136 cm²/Vs



Lampiran 22 Hasil Analisis Zeta Potensial Nanopartikel Perak Ekstrak Air Bunga Telang dengan Penambahan PVA 1,5% Pada Minggu ke-4 Stabilitas

2019.10.23 16:42:12

HORIBA
Scientific

HORIBA SZ-100 for Windows [Z Type] Ver2.00

SZ-100

Measurement Results

Zeta PVA 1,5% M4 R1.nzt

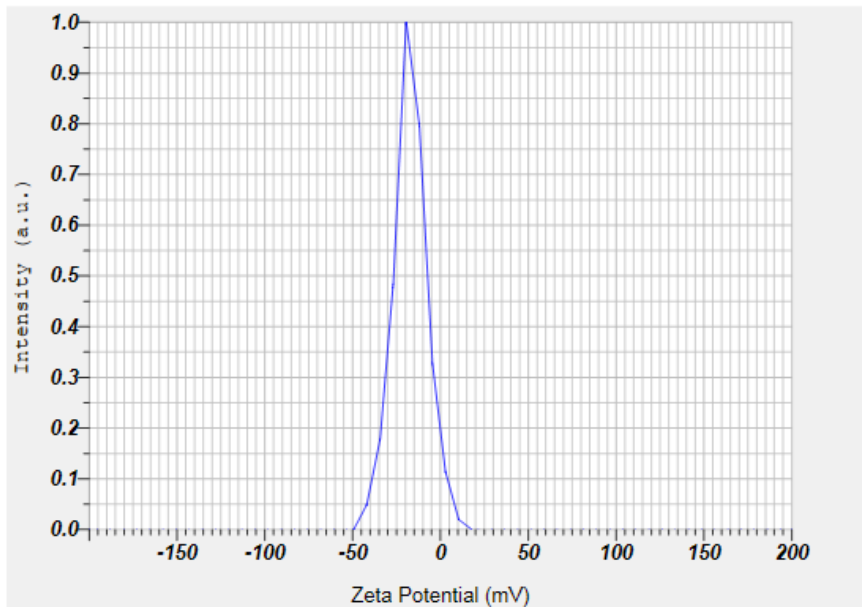
Measurement Results

Date : Thursday, September 19, 2019 4:58:05 PM
 Measurement Type : Zeta Potential
 Sample Name : PVA 1,5% R1 M4
 Temperature of the Holder : 25.0 °C
 Dispersion Medium Viscosity : 0.895 mPa·s
 Conductivity : 0.204 mS/cm
 Electrode Voltage : 3.4 V

Calculation Results

Peak No.	Zeta Potential	Electrophoretic Mobility
1	-17.3 mV	-0.000134 cm ² /Vs
2	-- mV	-- cm ² /Vs
3	-- mV	-- cm ² /Vs

Zeta Potential (Mean) : -17.3 mV
 Electrophoretic Mobility Mean : -0.000134 cm²/Vs



Lampiran 23 Hasil Analisis Zeta Potensial Nanopartikel Perak Ekstrak Air Bunga Telang dengan Penambahan PVA 2% Pada Hari ke-0 Stabilitas

2019.10.23 16:39:30

HORIBA
Scientific

HORIBA SZ-100 for Windows [Z Type] Ver2.00

SZ-100

Measurement Results

PVA 2% R1.nzt

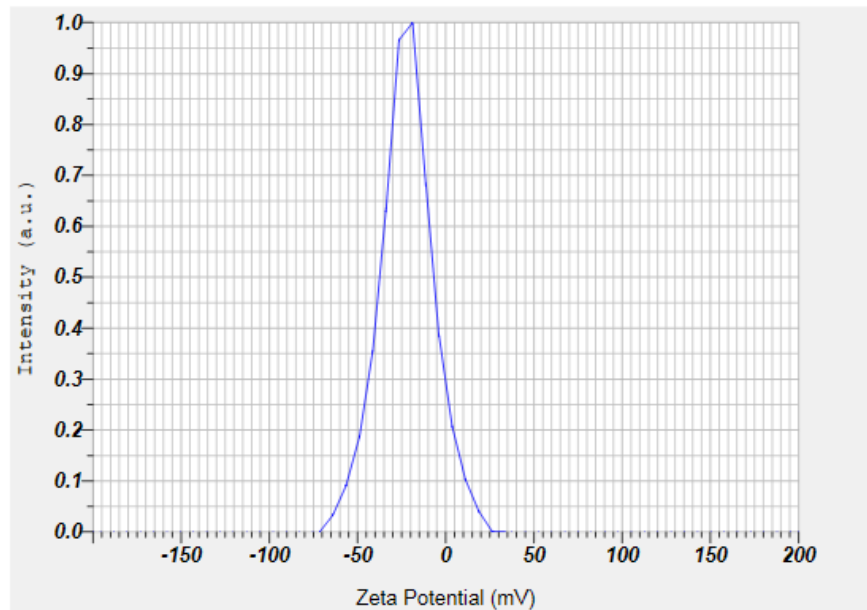
Measurement Results

Date : Tuesday, October 01, 2019 4:14:01 PM
 Measurement Type : Zeta Potential
 Sample Name : PVA 2% H0 R1
 Temperature of the Holder : 24.8 °C
 Dispersion Medium Viscosity : 0.900 mPa·s
 Conductivity : 0.213 mS/cm
 Electrode Voltage : 3.3 V

Calculation Results

Peak No.	Zeta Potential	Electrophoretic Mobility
1	-22.1 mV	-0.000170 cm ² /Vs
2	-- mV	-- cm ² /Vs
3	-- mV	-- cm ² /Vs

Zeta Potential (Mean) : -22.1 mV
 Electrophoretic Mobility Mean : -0.000170 cm²/Vs



Lampiran 24 Hasil Analisis Zeta Potensial Nanopartikel Perak Ekstrak Air Bunga Telang Dengan Penambahan PVA 2% Pada Minggu ke-4 Stabilitas

2019.10.23 16:41:29

HORIBA
Scientific

HORIBA SZ-100 for Windows [Z Type] Ver2.00

SZ-100

Measurement Results

Zeta PVA 2% M4 R1.nzt
Measurement Results

Date : Thursday, September 19, 2019 5:17:02 PM
 Measurement Type : Zeta Potential
 Sample Name : PVA 2% R1 M4
 Temperature of the Holder : 24.9 °C
 Dispersion Medium Viscosity : 0.897 mPa·s
 Conductivity : 0.204 mS/cm
 Electrode Voltage : 3.4 V

Calculation Results

Peak No.	Zeta Potential	Electrophoretic Mobility
1	-18.3 mV	-0.000141 cm ² /Vs
2	-- mV	-- cm ² /Vs
3	-- mV	-- cm ² /Vs

Zeta Potential (Mean) : -18.3 mV
 Electrophoretic Mobility Mean : -0.000141 cm²/Vs

