

LAMPIRAN 1

Daftar Populasi Perusahaan Manufaktur di Bursa Efek Indonesia Tahun 2015-2017

| No. | Kode | Nama Perusahaan |
|-----|------|--------------------------------------|
| 1. | INTP | Indocement Tunggul Perkasa Tbk. |
| 2. | SMCB | Holcim Indonesia Tbk. |
| 3. | SMGR | Semen Gresik Tbk. |
| 4. | AMFG | Asahimas Flat Glass Tbk. |
| 5. | ARNA | Arwana Citra Mulia Tbk. |
| 6. | IKAI | Inti Keramik Alam Asri Industri Tbk. |
| 7. | KIAS | Keramika Indonesia Asosiasi Tbk. |
| 8. | MLIA | Mulia Industrindo Tbk. |
| 9. | TOTO | Surya Toto Indonesia Tbk. |
| 10. | ALKA | Alaska Industrindo Tbk. |
| 11. | ALMI | Alumindo Light Metal Industry Tbk. |
| 12. | BTON | Beton Jaya Manunggal Tbk. |
| 13. | CTBN | Citra Turbindo Tbk. |
| 14. | GDST | Gunawan Dianjaya Steel Tbk. |
| 15. | INAI | Indal Aluminium Industri Tbk |
| 16. | ITMA | Itamaraya Tbk. |
| 17. | JKSW | Jakarta Kyoei Steel Work LTD Tbk. |
| 18. | KRAS | Krakatau Steel Tbk. |
| 19. | LION | Lion Metal Works Tbk. |
| 20. | LMSH | Lionmesh Prima Tbk. |
| 21. | MYRX | Hanson International Tbk. |
| 22. | NIKL | Pelat Timah Nusantara Tbk. |
| 23. | TBMS | Tembaga Mulia Semanan Tbk. |
| 24. | BRPT | Barito Pasific Tbk. |
| 25. | BUDI | Budi Acid Jaya Tbk. |
| 26. | DPNS | Duta Pertiwi Nusantara |
| 27. | EKAD | Ekadharna International Tbk. |
| 28. | ETWA | Eterindo Wahanatama Tbk. |
| 29. | INCI | Intan Wijaya International Tbk. |
| 30. | SRSN | Indo Acitama Tbk. |
| 31. | TPIA | Chandra Asri Petrochemical |
| 32. | UNIC | Unggul Indah Cahaya Tbk. |

| No. | Kode | Nama Perusahaan |
|-----|------|--------------------------------------|
| 33 | AKPI | Argha Karya Prima Industry Tbk. |
| 34 | APLI | Asiaplast Industries Tbk. |
| 35 | BRNA | Berlina Tbk. |
| 36 | FPNI | Titan Kimia Nusantara Tbk. |
| 37 | IGAR | Champion Pasific Indonesia Tbk. |
| 38 | IPOL | Indopoly Swakarsa Industry Tbk. |
| 39 | SIAP | Sekawan Intipratama Tbk. |
| 40 | SIMA | Siwani Makmur Tbk. |
| 41 | TRST | Trias Sentosa Tbk. |
| 42 | YPAS | Yana Prima Hasta Persada Tbk. |
| 43 | CPIN | Charoen Pokphand Indonesia Tbk. |
| 44 | JPFA | Japfa Comfeed Indonesia Tbk. |
| 45 | MAIN | Malindo Feedmill Tbk. |
| 46 | SIPD | Siearad Produce Tbk. |
| 47 | SULI | Sumalindo Lestari Jaya Tbk. |
| 48 | TIRT | Tirta Mahakam Resources Tbk. |
| 49 | ALDO | Alkindo Naratama Tbk. |
| 50 | FASW | Fajar Surya Wisesa Tbk. |
| 51 | INKP | Indah Kiat Pulp & Paper Tbk. |
| 52 | INRU | Toba Pulp Lestari Tbk. |
| 53 | KBRI | Kertas Basuki Rachmat Indonesia Tbk. |
| 54 | SPMA | Suparma Tbk. |
| 55 | TKIM | Pabrik Kertas Tjiwi Kimia Tbk. |
| 56 | ASII | Astra International Tbk. |
| 57 | AUTO | Astra Auto Part Tbk. |
| 58 | BRAM | Indo Kordsa Tbk. |
| 59 | GDYR | Goodyear Indonesia Tbk. |
| 60 | GJTL | Gajah Tunggal Tbk. |
| 61 | IMAS | Indomobil Sukses International Tbk. |
| 62 | INDS | Indospring Tbk. |
| 63 | LPIN | Multi Prima Sejahtera Tbk. |
| 64 | MASA | Multistrada Arah Sarana Tbk. |
| 65 | NIPS | Nipress Tbk. |
| 66 | PRAS | Prima Alloy Steel Universal Tbk. |
| 67 | SMSM | Selamat Sempurna Tbk. |
| 68 | ADMG | Polychem Indonesia Tbk. |

| No. | Kode | Nama Perusahaan |
|-----|------|---|
| 69 | ARGO | Argo Pantes Tbk. |
| 70 | CNTX | Centex Tbk. |
| 71 | ERTX | Eratex Djaya Tbk. |
| 72 | ESTI | Ever Shine Textile Industry Tbk. |
| 73 | HDTX | Pan Asia Indosyntec Tbk. |
| 74 | INDR | Indo Rama Synthetic Tbk. |
| 75 | MYTX | Apac Citra Centertex Tbk. |
| 76 | POLY | Asia Pasific Fibers Tbk. |
| 77 | RICY | Ricky Putra Globalindo Tbk. |
| 78 | SSTM | Sunson Textile Manufacturer Tbk. |
| 79 | UNIT | Nusantara Inti Corpora |
| 80 | BIMA | Primarindo Asia Infrastructure Tbk. |
| 81 | IKBI | Sumi Indo Kabel Tbk. |
| 82 | JECC | Jembo Cable Company Tbk. |
| 83 | KBLI | KMI Wire and Cable Tbk. |
| 84 | KBLM | Kabelindo Murni Tbk. |
| 85 | SCCO | Supreme Cable Manufacturing and Commerce Tbk. |
| 86 | VOKS | Voksel Electric Tbk. |
| 87 | PTSN | Sat Nusa Persada Tbk. |
| 88 | ADES | Akasha Wira International Tbk. |
| 89 | AISA | Tiga Pilar Sejahtera Food Tbk. |
| 90 | DLTA | Delta Djakarta Tbk. |
| 91 | ICBP | Indofood CBP Sukses Makmur Tbk. |
| 92 | INDF | Indofood Sukses Makmur Tbk. |
| 93 | MLBI | Multi Bintang Indonesia Tbk. |
| 94 | MYOR | Mayora Indah Tbk. |
| 95 | PSDN | Prashida Aneka Niaga Tbk. |
| 96 | ROTI | Nippon Indosari Corporindo Tbk. |
| 97 | SKLT | Sekar Laut Tbk. |
| 98 | STTP | Siantar Top Tbk. |

| No. | Kode | Nama Perusahaan |
|-----|------|--|
| 99 | ULTJ | Ultrajaya Milk Industry and Trading Company Tbk. |
| 100 | GGRM | Gudang Garam Tbk. |
| 101 | HMSP | Hanjaya Mandala Sampoerna Tbk. |
| 102 | RMBA | Bentoel International Investama Tbk. |
| 103 | DVLA | Darya Varia Laboratoria Tbk. |
| 104 | INAF | Indofarma Tbk. |
| 105 | KAEF | Kimia Farma Tbk. |
| 106 | KLBF | Kalbe Farma Tbk. |
| 107 | MERK | Merck Tbk. |
| 108 | PYFA | Pyridam Farma Tbk. |
| 109 | TSPC | Tempo Scan Pasific Tbk. |
| 110 | MBTO | Martina Berto Tbk. |
| 111 | MRAT | Mustika Ratu Tbk. |
| 112 | TCID | Mandom Indonesia Tbk. |
| 113 | UNVR | Unilever Indonesia Tbk. |
| 114 | KDSI | Kedawung Setia Industrial Tbk. |
| 115 | KICI | Kedaung Indag Can Tbk. |
| 116 | LMPI | Langgeng Makmur Industry Tbk. |
| 117 | UNTX | Unitex Tbk. |



LAMPIRAN 2

Daftar Sampel Perusahaan Manufaktur Multinasional Tahun 2015-2017

| No. | Kode | Nama Perusahaan |
|-----|------|---------------------------------|
| 1. | ADES | Akasha Wira International Tbk. |
| 2. | AMFG | Asahimas Flat Glass Tbk. |
| 3. | ASII | Astra International Tbk. |
| 4. | DVLA | Darya-Varia Laboratoria Tbk. |
| 5. | INDF | Indofood Sukses Makmur Tbk. |
| 6. | INTP | Indocement Tunggul Prakasa Tbk. |
| 7. | JPFA | JAPFA Comfeed Indonesia Tbk. |
| 8. | KBLI | KMI Wire and cable Tbk. |
| 9. | LION | Lion Metal Works Tbk. |
| 10. | LMSH | Lionmesh Prima Tbk. |
| 11. | MERK | Merck Tbk. |
| 12. | MLBI | Multi Bintang Indonesia Tbk. |
| 13. | SRSN | Indo Acidatama Tbk. |
| 14. | TCID | Mandom Indonesia Tbk. |
| 15. | UNIT | Nusantara Inti Corpora Tbk. |
| 16. | UNVR | Unilever Indonesia Tbk. |
| 17. | VOKS | Voksel Electric Tbk. |

LAMPIRAN 3

Daftar Sampel Perusahaan Manufaktur Nasional Tahun 2015-2017

| No. | Kode | Nama Perusahaan |
|-----|------|----------------------------------|
| 1. | AKPI | Argha Karya Prima Ind. Tbk |
| 2. | ALDO | Alkindo Naratama Tbk |
| 3. | ALKA | Alakasa Industrindo Tbk |
| 4. | APLI | Asiaplast Industries Tbk |
| 5. | BUDI | Budi Starch & Sweetener |
| 6. | CPIN | Charoen Phokphand Indonesia Tbk |
| 7. | DPNS | Duta Pertiwi Nusantara Tbk. |
| 8. | EKAD | Ekadharma Nasional Tbk |
| 9. | GGRM | Gudang Garam Tbk |
| 10. | HMSP | HM Sampoerna Tbk |
| 11. | ICBP | Indofood ICBP Sukses Makmur Tbk |
| 12. | IGAR | Champion Pacific Indonesia Tbk |
| 13. | INAI | Indal Aluminium Industry Tbk |
| 14. | INCI | Intanwijaya Internasional Tbk |
| 15. | INDS | Indospring Tbk |
| 16. | KAEF | Kimia Farma (Persero) |
| 17. | KBLM | Kabelindo Murni Tbk |
| 18. | KDSI | Kedawung Setia Industrial |
| 19. | KLBF | Kalbe Farma Tbk |
| 20. | MYOR | Mayora Indah Tbk |
| 21. | NIPS | Nipres Tbk |
| 22. | PYFA | Pyridam Farma Tbk |
| 23. | RICY | Ricky Putra Globalindo Tbk |
| 24. | ROTI | PT. Nippon Indosari Corpindo Tbk |
| 25. | SCCO | PT. Supreme Cable Tbk |
| 26. | SKLT | Sekar Laut Tbk |
| 27. | SMGR | Semen Indonesia Tbk |
| 28. | SMSM | Selamat Sempurna Tbk |
| 29. | STTP | Siantar Top Tbk |
| 30. | TOTO | Surya Toto Indonesia Tbk |
| 31. | TRST | Trias Sentosa Tbk |
| 32. | TSPC | Tempo Scan Pacific Tbk |
| 33. | ULTJ | Ultra Jaya Milk Industry Tbk |

LAMPIRAN 4

Hasil Perhitungan *Debt Equity Ratio* (DER)

Perusahaan Manufaktur Multinasional

Tahun 2015

| No. | Kode | <i>Total Liability</i> | <i>Total Equity</i> | DER (%) |
|-----|------|------------------------|------------------------|---------|
| 1. | ADES | Rp. 324,855,000,000 | Rp. 328,369,000,000 | 0.99 |
| 2. | AMFG | Rp. 158,093,000,000 | Rp. 4,112,182,000,000 | 0.04 |
| 3. | ASII | Rp. 118,902,000,000 | Rp. 126,533,000,000 | 0.94 |
| 4. | DVLA | Rp. 402,760,903,000 | Rp. 973,517,334,000 | 0.41 |
| 5. | INDF | Rp. 48,709,933,000,000 | Rp. 43,121,593,000,000 | 1.13 |
| 6. | INTP | Rp. 3,772,410,000,000 | Rp. 23,865,950,000,000 | 0.16 |
| 7. | JPFA | Rp. 11,049,774,000,000 | Rp. 6,109,692,000,000 | 1.81 |
| 8. | KBLI | Rp. 524,437,909,934 | Rp. 1,027,361,931,042 | 0.51 |
| 9. | LION | Rp. 184,730,654,202 | Rp. 454,599,496,171 | 0.41 |
| 10. | LMSH | Rp. 21,341,373,897 | Rp. 112,441,377,144 | 0.19 |
| 11. | MERK | Rp. 168,103,536,000 | Rp. 473,543,282,000 | 0.35 |
| 12. | MLBI | Rp. 1,334,373,000,000 | Rp. 766,480,000,000 | 1.74 |
| 13. | SRSN | Rp. 233,993,478,000 | Rp. 340,079,837,000 | 0.69 |
| 14. | TCID | Rp. 367,225,370,670 | Rp. 1,714,871,478,033 | 0.21 |
| 15. | UNIT | Rp. 217,565,067,467 | Rp. 242,974,314,739 | 0.90 |
| 16. | UNVR | Rp. 10,902,585,000,000 | Rp. 4,827,360,000,000 | 2.26 |
| 17. | VOKS | Rp. 1,026,591,706,684 | Rp. 509,652,927,872 | 2.01 |

LAMPIRAN 5

Hasil Perhitungan *Debt Equity Ratio* (DER)

Perusahaan Manufaktur Multinasional

Tahun 2016

| No. | Kode | <i>Total Liability</i> | <i>Total Equity</i> | DER (%) |
|-----|------|-------------------------|-------------------------|---------|
| 1. | ADES | Rp. 383,091,000,000 | Rp. 384,388,000,000 | 1.00 |
| 2. | AMFG | Rp. 1,905,626,000,000 | Rp. 3,599,264,000,000 | 0.53 |
| 3. | ASII | Rp. 121,429,000,000,000 | Rp. 139,906,000,000,000 | 0.87 |
| 4. | DVLA | Rp. 451,785,946,000 | Rp. 1,079,579,612,000 | 0.42 |
| 5. | INDF | Rp. 38,233,092,000,000 | Rp. 43,941,425,000,000 | 0.87 |
| 6. | INTP | Rp. 4,011,877,000,000 | Rp. 26,138,703,000,000 | 0.15 |
| 7. | JPFA | Rp. 9,878,062,000,000 | Rp. 9,372,964,000,000 | 1.05 |
| 8. | KBLI | Rp. 550,076,575,595 | Rp. 1,321,345,840,449 | 0.42 |
| 9. | LION | Rp. 215,209,902,816 | Rp. 470,603,093,171 | 0.46 |
| 10. | LMSH | Rp. 45,511,700,128 | Rp. 117,316,469,000 | 0.39 |
| 11. | MERK | Rp. 161,262,425,000 | Rp. 582,672,469,000 | 0.28 |
| 12. | MLBI | Rp. 1,454,398,000,000 | Rp. 820,640,000,000 | 1.77 |
| 13. | SRSN | Rp. 315,096,073,000 | Rp. 402,053,631,000 | 0.78 |
| 14. | TCID | Rp. 401,942,530,776 | Rp. 1,783,158,507,325 | 0.23 |
| 15. | UNIT | Rp. 188,891,359,540 | Rp. 244,021,820,832 | 0.77 |
| 16. | UNVR | Rp. 12,041,437,000,000 | Rp. 4,704,258,000,000 | 2.56 |
| 17. | VOKS | Rp. 999,166,542,590 | Rp. 669,043,551,888 | 1.49 |

LAMPIRAN 6

Hasil Perhitungan *Debt Equity Ratio* (DER)

Perusahaan Manufaktur Multinasional

Tahun 2017

| No. | Kode | <i>Total Liability</i> | <i>Total Equity</i> | DER (%) |
|-----|------|-------------------------|-------------------------|---------|
| 1. | ADES | Rp. 41,722,500,000 | Rp. 423,011,000,000 | 0.10 |
| 2. | AMFG | Rp. 2,718,939,000,000 | Rp. 3,548,877,000,000 | 0.77 |
| 3. | ASII | Rp. 139,317,000,000,000 | Rp. 156,329,000,000,000 | 0.89 |
| 4. | DVLA | Rp. 524,586,078,000 | Rp. 1,116,300,069,000 | 0.47 |
| 5. | INDF | Rp. 41,182,764,000,000 | Rp. 46,756,724,000,000 | 0.88 |
| 6. | INTP | Rp. 4,307,169,000,000 | Rp. 24,556,507,000,000 | 0.18 |
| 7. | JPFA | Rp. 11,293,242,000,000 | Rp. 9,795,628,000,000 | 1.15 |
| 8. | KBLI | Rp. 1,227,014,231,702 | Rp. 1,786,746,385,283 | 0.69 |
| 9. | LION | Rp. 229,630,859,719 | Rp. 452,307,088,017 | 0.51 |
| 10. | LMSH | Rp. 31,541,423,763 | Rp. 129,622,003,077 | 0.24 |
| 11. | MERK | Rp. 231,569,103,000 | Rp. 615,437,441,000 | 0.38 |
| 12. | MLBI | Rp. 1,445,173,000,000 | Rp. 1,064,905,000,000 | 1.36 |
| 13. | SRSN | Rp. 237,220,557,000 | Rp. 415,505,897,000 | 0.57 |
| 14. | TCID | Rp. 503,480,853,006 | Rp. 1,858,326,336,424 | 0.27 |
| 15. | UNIT | Rp. 181,126,294,572 | Rp. 242,258,328,306 | 0.75 |
| 16. | UNVR | Rp. 13,733,025,000,000 | Rp. 5,173,388,000,000 | 2.65 |
| 17. | VOKS | Rp. 1,296,044,190,202 | Rp. 814,122,306,393 | 0.00 |

LAMPIRAN 7

Hasil Perhitungan *Debt Equity Ratio* (DER)

Perusahaan Manufaktur Nasional

Tahun 2015

| No. | Kode | <i>Total Liability</i> | <i>Total Equity</i> | DER (%) |
|-----|------|------------------------|------------------------|---------|
| 1. | AKPI | Rp. 1,775,577,239,000 | Rp. 1,107,565,893,000 | 1.60 |
| 2. | ALDO | Rp. 195,081,792,385 | Rp. 170,929,026,813 | 1.14 |
| 3. | ALKA | Rp. 82,596,104,000 | Rp. 62,032,301,000 | 1.33 |
| 4. | APLI | Rp. 87,059,306,497 | Rp. 221,561,080,751 | 0.39 |
| 5. | BUDI | Rp. 2,160,702,000,000 | Rp. 1,105,251,000,000 | 1.95 |
| 6. | CPIN | Rp. 12,129,993,000,000 | Rp. 12,786,663,000,000 | 0.95 |
| 7. | DPNS | Rp. 33,187,031,327 | Rp. 241,296,079,044 | 0.14 |
| 8. | EKAD | Rp. 97,730,178,889 | Rp. 291,961,416,611 | 0.33 |
| 9. | GGRM | Rp. 25,497,504,000,000 | Rp. 38,007,909,000,000 | 0.67 |
| 10. | HMSP | Rp. 5,994,664,000,000 | Rp. 32,016,060,000,000 | 0.19 |
| 11. | ICBP | Rp. 10,173,713,000,000 | Rp. 16,386,911,000,000 | 0.62 |
| 12. | IGAR | Rp. 73,471,782,127 | Rp. 310,464,258,463 | 0.24 |
| 13. | INAI | Rp. 1,090,438,393,880 | Rp. 239,820,902,657 | 4.55 |
| 14. | INCI | Rp. 15,494,757,317 | Rp. 154,051,308,997 | 0.10 |
| 15. | INDS | Rp. 634,889,428,231 | Rp. 1,919,038,917,988 | 0.33 |
| 16. | KAEF | Rp. 1,378,319,672,511 | Rp. 2,056,559,640,524 | 0.67 |
| 17. | KBLM | Rp. 357,910,337,055 | Rp. 296,475,380,006 | 1.21 |
| 18. | KDSI | Rp. 798,172,379,792 | Rp. 378,921,289,074 | 2.11 |
| 19. | KLBF | Rp. 2,758,131,396,170 | Rp. 10,938,285,985,269 | 0.25 |
| 20. | MYOR | Rp. 6,148,255,759,034 | Rp. 5,194,459,927,187 | 1.18 |
| 21. | NIPS | Rp. 938,717,411,000 | Rp. 609,002,679,000 | 1.54 |
| 22. | PYFA | Rp. 58,729,478,032 | Rp. 101,222,059,197 | 0.58 |
| 23. | RICY | Rp. 798,114,824,380 | Rp. 400,079,043,512 | 1.99 |
| 24. | ROTI | Rp. 1,517,788,685,162 | Rp. 1,188,534,951,872 | 1.28 |
| 25. | SCCO | Rp. 850,791,824,810 | Rp. 922,352,503,822 | 0.92 |
| 26. | SKLT | Rp. 225,066,080,248 | Rp. 152,044,668,111 | 1.48 |
| 27. | SMGR | Rp. 10,712,320,531 | Rp. 27,440,798,401 | 0.39 |
| 28. | SMSM | Rp. 779,860,000,000 | Rp. 1,440,248,000,000 | 0.54 |
| 29. | STTP | Rp. 910,758,598,913 | Rp. 1,008,809,438,257 | 0.90 |
| 30. | TOTO | Rp. 947,997,940,099 | Rp. 1,491,542,919,106 | 0.64 |
| 31. | TRST | Rp. 1,400,438,809,900 | Rp. 1,956,920,690,054 | 0.72 |
| 32. | TSPC | Rp. 1,947,588,124,083 | Rp. 4,337,140,975,120 | 0.45 |
| 33. | ULTJ | Rp. 742,491,000,000 | Rp. 2,797,507,000,000 | 0.27 |

LAMPIRAN 8

Hasil Perhitungan *Debt Equity Ratio* (DER)

Perusahaan Manufaktur Nasional

Tahun 2016

| No. | Kode | <i>Total Liability</i> | <i>Total Equity</i> | DER (%) |
|-----|------|------------------------|------------------------|---------|
| 1. | AKPI | Rp. 1,495,874,021,000 | Rp. 1,120,163,058,000 | 1.34 |
| 2. | ALDO | Rp. 209,442,676,180 | Rp. 200,887,900,422 | 1.04 |
| 3. | ALKA | Rp. 75,514,424,000 | Rp. 61,104,431,000 | 1.24 |
| 4. | APLI | Rp. 116,726,057,995 | Rp. 265,735,719,457 | 0.44 |
| 5. | BUDI | Rp. 1,766,825,000,000 | Rp. 1,164,982,000,000 | 1.52 |
| 6. | CPIN | Rp. 10,047,751,000,000 | Rp. 14,157,243,000,000 | 0.71 |
| 7. | DPNS | Rp. 32,865,162,199 | Rp. 263,264,403,585 | 0.12 |
| 8. | EKAD | Rp. 110,503,822,983 | Rp. 592,004,807,725 | 0.19 |
| 9. | GGRM | Rp. 23,387,406,000,000 | Rp. 39,564,228,000,000 | 0.59 |
| 10. | HMSP | Rp. 6,428,478,000,000 | Rp. 34,175,014,000,000 | 0.19 |
| 11. | ICBP | Rp. 10,401,125,000,000 | Rp. 1,850,082,300,000 | 5.62 |
| 12. | IGAR | Rp. 65,716,637,766 | Rp. 373,749,035,530 | 0.18 |
| 13. | INAI | Rp. 1,081,015,810,782 | Rp. 258,016,602,673 | 4.19 |
| 14. | INCI | Rp. 26,524,918,593 | Rp. 242,826,462,751 | 0.11 |
| 15. | INDS | Rp. 409,208,624,907 | Rp. 2,060,063,877,631 | 0.20 |
| 16. | KAEF | Rp. 2,341,155,131,870 | Rp. 2,271,407,409,194 | 1.03 |
| 17. | KBLM | Rp. 318,436,089,653 | Rp. 320,655,277,264 | 0.99 |
| 18. | KDSI | Rp. 722,488,734,446 | Rp. 419,784,286,104 | 1.72 |
| 19. | KLBF | Rp. 2,762,162,069,572 | Rp. 12,463,847,141,085 | 0.22 |
| 20. | MYOR | Rp. 6,657,165,872,077 | Rp. 6,265,255,987,065 | 1.06 |
| 21. | NIPS | Rp. 935,375,496,000 | Rp. 842,580,894,000 | 1.11 |
| 22. | PYFA | Rp. 61,554,005,181 | Rp. 105,508,790,427 | 0.58 |
| 23. | RICY | Rp. 876,184,855,001 | Rp. 412,499,070,427 | 2.12 |
| 24. | ROTI | Rp. 1,476,889,086,692 | Rp. 1,442,751,772,026 | 1.02 |
| 25. | SCCO | Rp. 1,229,514,818,362 | Rp. 1,220,420,673,224 | 1.01 |
| 26. | SKLT | Rp. 272,088,644,079 | Rp. 296,151,295,872 | 0.92 |
| 27. | SMGR | Rp. 13,652,504,525 | Rp. 30,574,391,457 | 0.45 |
| 28. | SMSM | Rp. 674,685,000,000 | Rp. 1,580,055,000,000 | 0.43 |
| 29. | STTP | Rp. 1,168,695,057,385 | Rp. 1,168,512,137,670 | 1.00 |
| 30. | TOTO | Rp. 1,057,566,418,720 | Rp. 1,523,874,519,542 | 0.69 |
| 31. | TRST | Rp. 1,358,241,040,272 | Rp. 1,932,355,184,014 | 0.70 |
| 32. | TSPC | Rp. 1,950,534,206,746 | Rp. 4,635,273,142,692 | 0.42 |
| 33. | ULTJ | Rp. 749,967,000,000 | Rp. 3,489,233,000,000 | 0.21 |

LAMPIRAN 9

Hasil Perhitungan *Debt Equity Ratio* (DER)

Perusahaan Manufaktur Nasional

Tahun 2017

| No. | Kode | Total Liability | Total Equity | DER (%) |
|-----|------|------------------------|------------------------|---------|
| 1. | AKPI | Rp. 1,618,713,342,000 | Rp. 1,126,726,263,000 | 1.44 |
| 2. | ALDO | Rp. 269,278,833,819 | Rp. 229,422,823,176 | 1.17 |
| 3. | ALKA | Rp. 226,717,826,000 | Rp. 78,490,877,000 | 2.89 |
| 4. | APLI | Rp. 171,514,782,371 | Rp. 227,183,997,248 | 0.75 |
| 5. | BUDI | Rp. 1,744,756,000,000 | Rp. 1,194,700,000,000 | 1.46 |
| 6. | CPIN | Rp. 8,819,768,000,000 | Rp. 15,702,825,000,000 | 0.56 |
| 7. | DPNS | Rp. 40,655,786,593 | Rp. 267,835,387,367 | 0.15 |
| 8. | EKAD | Rp. 133,949,920,707 | Rp. 662,817,725,465 | 0.20 |
| 9. | GGRM | Rp. 24,572,266,000,000 | Rp. 42,187,664,000,000 | 0.58 |
| 10. | HMSP | Rp. 6,482,969,000,000 | Rp. 34,112,985,000,000 | 0.19 |
| 11. | ICBP | Rp. 11,295,184,000,000 | Rp. 20,324,330,000,000 | 0.56 |
| 12. | IGAR | Rp. 71,075,842,431 | Rp. 441,946,749,143 | 0.16 |
| 13. | INAI | Rp. 936,511,874,370 | Rp. 27,744,670,750 | 33.75 |
| 14. | INCI | Rp. 35,408,565,186 | Rp. 268,379,825,144 | 0.13 |
| 15. | INDS | Rp. 289,798,419,319 | Rp. 2,144,818,918,530 | 0.14 |
| 16. | KAEF | Rp. 3,523,628,217,406 | Rp. 2,572,520,755,127 | 1.37 |
| 17. | KBLM | Rp. 443,770,270,269 | Rp. 791,428,577,199 | 0.56 |
| 18. | KDSI | Rp. 842,752,226,515 | Rp. 48,553,950,101 | 17.36 |
| 19. | KLBF | Rp. 2,722,207,633,646 | Rp. 13,894,031,782,689 | 0.20 |
| 20. | MYOR | Rp. 7,561,503,434,179 | Rp. 7,354,346,366,072 | 1.03 |
| 21. | NIPS | Rp. 1,020,839,352,000 | Rp. 879,512,570,000 | 1.16 |
| 22. | PYFA | Rp. 50,707,930,330 | Rp. 108,856,000,711 | 0.47 |
| 23. | RICY | Rp. 944,179,416,586 | Rp. 430,265,371,696 | 2.19 |
| 24. | ROTI | Rp. 1,739,467,993,982 | Rp. 2,820,105,715,429 | 0.62 |
| 25. | SCCO | Rp. 1,286,017,105,712 | Rp. 2,728,227,483,994 | 0.47 |
| 26. | SKLT | Rp. 328,714,435,982 | Rp. 307,569,774,228 | 1.07 |
| 27. | SMGR | Rp. 18,524,450,664 | Rp. 30,439,052,302 | 0.61 |
| 28. | SMSM | Rp. 615,157,000,000 | Rp. 1,828,184,000,000 | 0.34 |
| 29. | STTP | Rp. 957,660,374,836 | Rp. 1,384,772,068,360 | 0.69 |
| 30. | TOTO | Rp. 1,132,699,218,954 | Rp. 1,693,791,596,547 | 0.67 |
| 31. | TRST | Rp. 1,357,336,438,524 | Rp. 1,975,569,497,486 | 0.69 |
| 32. | TSPC | Rp. 2,352,891,899,876 | Rp. 5,082,008,409,145 | 0.46 |
| 33. | ULTJ | Rp. 978,185,000,000 | Rp. 4,208,755,000,000 | 0.23 |

LAMPIRAN 10

Hasil Perhitungan Ukuran Perusahaan (*Firm Size*)
Perusahaan Manufaktur Multinasional
Tahun 2015

| No. | Kode | Total Asset | Firm Size |
|-----|------|-------------------------|-----------|
| 1. | ADES | Rp. 653,224,000,000 | 27.21 |
| 2. | AMFG | Rp. 4,270,275,000,000 | 29.08 |
| 3. | ASII | Rp. 245,435,000,000,000 | 33.13 |
| 4. | DVLA | Rp. 1,376,278,237,000 | 27.95 |
| 5. | INDF | Rp. 91,831,526,000,000 | 32.15 |
| 6. | INTP | Rp. 27,638,360,000,000 | 30.95 |
| 7. | JPFA | Rp. 17,159,466,000,000 | 30.47 |
| 8. | KBLI | Rp. 1,551,799,840,976 | 28.07 |
| 9. | LION | Rp. 13,696,417,381,439 | 30.25 |
| 10. | LMSH | Rp. 133,782,751,041 | 25.62 |
| 11. | MERK | Rp. 641,646,818,000 | 27.19 |
| 12. | MLBI | Rp. 2,100,853,000,000 | 28.37 |
| 13. | SRSN | Rp. 574,073,315,000 | 27.08 |
| 14. | TCID | Rp. 2,082,096,848,703 | 28.36 |
| 15. | UNIT | Rp. 460,539,382,206 | 26.86 |
| 16. | UNVR | Rp. 15,729,945,000,000 | 30.39 |
| 17. | VOKS | Rp. 1,536,244,624,556 | 28.06 |

LAMPIRAN 11

Hasil Perhitungan Ukuran Perusahaan (*Firm Size*)
Perusahaan Manufaktur Multinasional
Tahun 2016

| No. | Kode | Total Asset | Firm Size |
|-----|------|-------------------------|-----------|
| 1. | ADES | Rp. 767,479,000,000 | 27.37 |
| 2. | AMFG | Rp. 5,504,890,000,000 | 29.34 |
| 3. | ASII | Rp. 261,855,000,000,000 | 33.20 |
| 4. | DVLA | Rp. 1,531,365,558,000 | 28.06 |
| 5. | INDF | Rp. 82,174,515,000,000 | 32.04 |
| 6. | INTP | Rp. 30,150,580,000,000 | 31.04 |
| 7. | JPFA | Rp. 19,251,026,000,000 | 30.59 |
| 8. | KBLI | Rp. 1,871,422,416,044 | 28.26 |
| 9. | LION | Rp. 15,226,009,210,657 | 30.35 |
| 10. | LMSH | Rp. 162,828,169,250 | 25.82 |
| 11. | MERK | Rp. 743,934,894,000 | 27.34 |
| 12. | MLBI | Rp. 2,275,038,000,000 | 28.45 |
| 13. | SRSN | Rp. 717,149,704,000 | 27.30 |
| 14. | TCID | Rp. 2,185,101,038,101 | 28.41 |
| 15. | UNIT | Rp. 432,913,180,372 | 26.79 |
| 16. | UNVR | Rp. 16,745,695,000,000 | 30.45 |
| 17. | VOKS | Rp. 1,668,210,094,478 | 28.14 |

LAMPIRAN 12

Hasil Perhitungan Ukuran Perusahaan (*Firm Size*)

Perusahaan Manufaktur Multinasional

Tahun 2017

| No. | Kode | Total Asset | Firm Size |
|-----|------|-------------------------|-----------|
| 1. | ADES | Rp. 840,236,000,000 | 27.46 |
| 2. | AMFG | Rp. 6,267,816,000,000 | 29.47 |
| 3. | ASII | Rp. 295,646,000,000,000 | 33.32 |
| 4. | DVLA | Rp. 1,640,886,147,000 | 28.13 |
| 5. | INDF | Rp. 87,939,488,000,000 | 32.11 |
| 6. | INTP | Rp. 28,863,676,000,000 | 30.99 |
| 7. | JPFA | Rp. 21,088,870,000,000 | 30.68 |
| 8. | KBLI | Rp. 3,013,760,616,985 | 28.73 |
| 9. | LION | Rp. 16,616,239,416,335 | 30.44 |
| 10. | LMSH | Rp. 161,163,426,840 | 25.81 |
| 11. | MERK | Rp. 847,006,544,000 | 27.46 |
| 12. | MLBI | Rp. 2,510,078,000,000 | 28.55 |
| 13. | SRSN | Rp. 652,726,454,000 | 27.20 |
| 14. | TCID | Rp. 2,361,507,189,430 | 28.49 |
| 15. | UNIT | Rp. 426,384,622,878 | 26.78 |
| 16. | UNVR | Rp. 18,906,413,000,000 | 80.57 |
| 17. | VOKS | Rp. 2,110,166,496,595 | 28.38 |

LAMPIRAN 13

Hasil Perhitungan Ukuran Perusahaan (*Firm Size*)
Perusahaan Manufaktur Nasional
Tahun 2015

| No. | Kode | Total Asset | Firm Size |
|-----|------|------------------------|-----------|
| 1. | AKPI | Rp. 2,883,143,132,000 | 28.69 |
| 2. | ALDO | Rp. 366,010,819,198 | 26.63 |
| 3. | ALKA | Rp. 144,628,405,000 | 25.70 |
| 4. | APLI | Rp. 308,620,387,248 | 26.46 |
| 5. | BUDI | Rp. 3,265,953,000,000 | 28.81 |
| 6. | CPIN | Rp. 24,916,656,000,000 | 30.85 |
| 7. | DPNS | Rp. 274,483,110,371 | 26.34 |
| 8. | EKAD | Rp. 389,691,595,500 | 26.69 |
| 9. | GGRM | Rp. 63,505,413,000,000 | 31.78 |
| 10. | HMSP | Rp. 38,010,724,000,000 | 31.27 |
| 11. | ICBP | Rp. 25,560,624,000,000 | 30.87 |
| 12. | IGAR | Rp. 383,936,040,590 | 26.67 |
| 13. | INAI | Rp. 1,330,259,296,537 | 27.92 |
| 14. | INCI | Rp. 169,546,066,314 | 25.86 |
| 15. | INDS | Rp. 2,553,928,346,219 | 28.57 |
| 16. | KAEF | Rp. 3,434,879,313,035 | 28.87 |
| 17. | KBLM | Rp. 654,385,717,061 | 27.21 |
| 18. | KDSI | Rp. 1,177,093,668,866 | 27.79 |
| 19. | KLBF | Rp. 13,696,417,381,439 | 30.25 |
| 20. | MYOR | Rp. 11,342,715,686,221 | 30.06 |
| 21. | NIPS | Rp. 1,547,720,090,000 | 28.07 |
| 22. | PYFA | Rp. 159,951,537,229 | 25.80 |
| 23. | RICY | Rp. 1,198,193,807,892 | 27.81 |
| 24. | ROTI | Rp. 2,706,323,637,034 | 28.63 |
| 25. | SCCO | Rp. 1,773,144,328,632 | 28.20 |
| 26. | SKLT | Rp. 377,110,748,359 | 26.66 |
| 27. | SMGR | Rp. 38,153,118,932,000 | 31.27 |
| 28. | SMSM | Rp. 2,220,108,000,000 | 28.43 |
| 29. | STTP | Rp. 1,919,568,037,170 | 28.28 |
| 30. | TOTO | Rp. 2,439,540,859,205 | 28.52 |
| 31. | TRST | Rp. 3,357,359,499,954 | 28.84 |
| 32. | TSPC | Rp. 6,284,729,099,203 | 29.47 |
| 33. | ULTJ | Rp. 3,539,995,910,248 | 28.90 |

LAMPIRAN 14

Hasil Perhitungan Ukuran Perusahaan (*Firm Size*)
Perusahaan Manufaktur Nasional
Tahun 2016

| No. | Kode | <i>Total Asset</i> | <i>Firm Size</i> |
|-----|------|------------------------|------------------|
| 1. | AKPI | Rp. 2,615,909,190,000 | 28.59 |
| 2. | ALDO | Rp. 410,330,576,602 | 26.74 |
| 3. | ALKA | Rp. 136,618,855,000 | 25.64 |
| 4. | APLI | Rp. 382,461,777,452 | 26.67 |
| 5. | BUDI | Rp. 2,931,807,000,000 | 28.71 |
| 6. | CPIN | Rp. 24,204,994,000,000 | 30.82 |
| 7. | DPNS | Rp. 296,129,565,784 | 26.41 |
| 8. | EKAD | Rp. 702,508,630,708 | 27.28 |
| 9. | GGRM | Rp. 62,951,634,000,000 | 31.77 |
| 10. | HMSP | Rp. 42,508,277,000,000 | 31.38 |
| 11. | ICBP | Rp. 28,901,514,000,000 | 30.99 |
| 12. | IGAR | Rp. 439,465,673,296 | 26.81 |
| 13. | INAI | Rp. 1,339,032,413,455 | 27.92 |
| 14. | INCI | Rp. 269,351,381,344 | 26.32 |
| 15. | INDS | Rp. 2,477,272,502,538 | 28.54 |
| 16. | KAEF | Rp. 4,612,562,541,064 | 29.16 |
| 17. | KBLM | Rp. 639,097,366,917 | 27.18 |
| 18. | KDSI | Rp. 1,142,273,020,550 | 27.76 |
| 19. | KLBF | Rp. 15,226,009,210,657 | 30.35 |
| 20. | MYOR | Rp. 12,922,421,859,142 | 30.19 |
| 21. | NIPS | Rp. 1,777,956,390,000 | 28.21 |
| 22. | PYFA | Rp. 167,062,795,608 | 25.84 |
| 23. | RICY | Rp. 1,288,683,925,066 | 27.88 |
| 24. | ROTI | Rp. 2,919,640,858,718 | 28.70 |
| 25. | SCCO | Rp. 2,449,935,491,586 | 28.53 |
| 26. | SKLT | Rp. 568,239,939,951 | 27.07 |
| 27. | SMGR | Rp. 44,226,895,982,000 | 31.42 |
| 28. | SMSM | Rp. 2,254,740,000,000 | 28.44 |
| 29. | STTP | Rp. 2,337,207,195,055 | 28.48 |
| 30. | TOTO | Rp. 2,581,440,938,262 | 28.58 |
| 31. | TRST | Rp. 3,290,596,224,286 | 28.82 |
| 32. | TSPC | Rp. 6,585,807,349,438 | 29.52 |
| 33. | ULTJ | Rp. 4,239,200,000,000 | 29.08 |

LAMPIRAN 15

Hasil Perhitungan Ukuran Perusahaan (*Firm Size*)
Perusahaan Manufaktur Nasional
Tahun 2017

| No. | Kode | <i>Total Asset</i> | <i>Firm Size</i> |
|-----|------|------------------------|------------------|
| 1. | AKPI | Rp. 2,745,325,833,000 | 28.64 |
| 2. | ALDO | Rp. 498,701,656,995 | 26.94 |
| 3. | ALKA | Rp. 305,208,703,000 | 26.44 |
| 4. | APLI | Rp. 398,698,779,619 | 26.71 |
| 5. | BUDI | Rp. 2,939,456,000,000 | 28.71 |
| 6. | CPIN | Rp. 24,522,593,000,000 | 30.83 |
| 7. | DPNS | Rp. 308,491,173,960 | 26.45 |
| 8. | EKAD | Rp. 796,767,646,172 | 27.40 |
| 9. | GGRM | Rp. 66,759,930,000,000 | 31.83 |
| 10. | HMSP | Rp. 43,141,063,000,000 | 31.40 |
| 11. | ICBP | Rp. 31,619,514,000,000 | 31.08 |
| 12. | IGAR | Rp. 513,022,591,574 | 26.96 |
| 13. | INAI | Rp. 1,213,916,545,120 | 27.82 |
| 14. | INCI | Rp. 303,788,390,330 | 26.44 |
| 15. | INDS | Rp. 2,434,617,337,849 | 28.52 |
| 16. | KAEF | Rp. 6,096,148,972,533 | 29.44 |
| 17. | KBLM | Rp. 1,235,198,847,468 | 27.84 |
| 18. | KDSI | Rp. 1,328,291,727,616 | 27.91 |
| 19. | KLBF | Rp. 16,616,239,416,335 | 30.44 |
| 20. | MYOR | Rp. 14,915,849,800,251 | 30.33 |
| 21. | NIPS | Rp. 1,900,351,922,000 | 28.27 |
| 22. | PYFA | Rp. 159,563,931,041 | 25.80 |
| 23. | RICY | Rp. 1,374,444,788,282 | 27.95 |
| 24. | ROTI | Rp. 4,559,573,709,411 | 29.15 |
| 25. | SCCO | Rp. 4,014,244,589,706 | 29.02 |
| 26. | SKLT | Rp. 636,284,210,210 | 27.18 |
| 27. | SMGR | Rp. 48,963,502,966,000 | 31.52 |
| 28. | SMSM | Rp. 2,443,341,000,000 | 28.52 |
| 29. | STTP | Rp. 2,342,432,443,196 | 28.48 |
| 30. | TOTO | Rp. 2,826,490,815,501 | 28.67 |
| 31. | TRST | Rp. 3,332,905,936,010 | 28.83 |
| 32. | TSPC | Rp. 7,434,900,309,021 | 29.64 |
| 33. | ULTJ | Rp. 5,186,940,000,000 | 29.28 |

LAMPIRAN 16

Hasil Perhitungan Pertumbuhan Penjualan (*Growth Sales*)

Perusahaan Manufaktur Multinasional

Tahun 2015

| No. | Kode | Sales 2015 | Sales 2014 | Growth Sales |
|-----|------|-------------------------|-------------------------|--------------|
| 1. | ADES | Rp. 669,725,000,000 | Rp. 73,382,118,020 | 8.13 |
| 2. | AMFG | Rp. 3,665,989,000,000 | Rp. 3,672,186,000,000 | (0.00) |
| 3. | ASII | Rp. 184,196,000,000,000 | Rp. 201,701,000,000,000 | (0.09) |
| 4. | DVLA | Rp. 1,306,098,136,000 | Rp. 1,103,821,775,000 | 0.18 |
| 5. | INDF | Rp. 64,061,947,000,000 | Rp. 3,594,452,000,000 | 0.01 |
| 6. | INTP | Rp. 17,798,055,000,000 | Rp. 19,996,264,000,000 | (0.11) |
| 7. | JPFA | Rp. 25,022,913,000,000 | Rp. 24,458,880,000,000 | 0.02 |
| 8. | KBLI | Rp. 2,662,038,531,021 | Rp. 2,384,078,038,239 | 0.12 |
| 9. | LION | Rp. 17,887,464,223,321 | Rp. 377,622,622,150 | 46.37 |
| 10. | LMSH | Rp. 174,598,965,938 | Rp. 249,072,012,369 | (0.30) |
| 11. | MERK | Rp. 983,446,471,000 | Rp. 863,207,535,000 | 0.14 |
| 12. | MLBI | Rp. 2,696,318,000,000 | Rp. 2,988,501,000,000 | (0.10) |
| 13. | SRSN | Rp. 531,573,325,000 | Rp. 472,834,591,000 | 0.12 |
| 14. | TCID | Rp. 2,314,889,854,074 | Rp. 2,308,203,551,971 | 0.00 |
| 15. | UNIT | Rp. 118,260,140,704 | Rp. 102,448,000,000 | 0.15 |
| 16. | UNVR | Rp. 36,484,030,000,000 | Rp. 34,511,534,000,000 | 0.06 |
| 17. | VOKS | Rp. 1,597,736,461,981 | Rp. 2,003,353,488,967 | (0.20) |

LAMPIRAN 17

Hasil Perhitungan Pertumbuhan Penjualan (*Growth Sales*)

Perusahaan Manufaktur Multinasional

Tahun 2016

| No | Kode | Sales 2016 | Sales 2015 | Growth Sales |
|-----|------|-------------------------|-------------------------|--------------|
| 1. | ADES | Rp. 887,663,000,000 | Rp. 669,725,000,000 | 0.33 |
| 2. | AMFG | Rp. 3,724,075,000,000 | Rp. 3,665,989,000,000 | 0.02 |
| 3. | ASII | Rp. 181,084,000,000,000 | Rp. 184,196,000,000,000 | (0.02) |
| 4. | DVLA | Rp. 1,451,356,680,000 | Rp. 1,306,098,136,000 | 0.11 |
| 5. | INDF | Rp. 66,659,484,000,000 | Rp. 64,061,947,000,000 | 0.04 |
| 6. | INTP | Rp. 15,361,894,000,000 | Rp. 17,798,055,000,000 | (0.14) |
| 7. | JPFA | Rp. 27,063,310,000,000 | Rp. 25,022,913,000,000 | 0.08 |
| 8. | KBLI | Rp. 2,812,196,217,447 | Rp. 2,662,038,531,021 | 0.06 |
| 9. | LION | Rp. 19,374,230,957,505 | Rp. 17,887,464,223,321 | 0.08 |
| 10. | LMSH | Rp. 157,855,084,036 | Rp. 174,598,965,938 | (0.10) |
| 11. | MERK | Rp. 1,034,806,890 | Rp. 983,446,471,000 | (1.00) |
| 12. | MLBI | Rp. 3,263,311,000,000 | Rp. 2,696,318,000,000 | 0.21 |
| 13. | SRSN | Rp. 500,539,668,000 | Rp. 531,573,325,000 | (0.06) |
| 14. | TCID | Rp. 2,526,776,164,168 | Rp. 2,314,889,854,074 | 0.09 |
| 15. | UNIT | Rp. 104,109,821,503 | Rp. 118,260,140,704 | (0.12) |
| 16. | UNVR | Rp. 40,053,732,000,000 | Rp. 36,484,030,000,000 | 0.10 |
| 17. | VOKS | Rp. 2,022,350,276,358 | Rp. 1,597,736,461,981 | 0.27 |

LAMPIRAN 18

Hasil Perhitungan Pertumbuhan Penjualan (*Growth Sales*)

Perusahaan Manufaktur Multinasional

Tahun 2017

| No. | Kode | Sales 2017 | Sales 2016 | Growth Sales |
|-----|------|-------------------------|-------------------------|--------------|
| 1. | ADES | Rp. 814,490,000,000 | Rp. 887,663,000,000 | (0.08) |
| 2. | AMFG | Rp. 3,885,791,000,000 | Rp. 3,724,075,000,000 | 0.04 |
| 3. | ASII | Rp. 206,057,000,000,000 | Rp. 181,084,000,000,000 | 0.14 |
| 4. | DVLA | Rp. 1,575,647,308,000 | Rp. 1,451,356,680,000 | 0.09 |
| 5. | INDF | Rp. 70,186,518,000,000 | Rp. 66,659,484,000,000 | 0.05 |
| 6. | INTP | Rp. 14,431,211,000,000 | Rp. 15,361,894,000,000 | (0.06) |
| 7. | JPFA | Rp. 29,602,688,000,000 | Rp. 27,063,310,000,000 | 0.09 |
| 8. | KBLI | Rp. 3,186,704,707,526 | Rp. 2,812,196,217,447 | 0.13 |
| 9. | LION | Rp. 20,182,120,166,616 | Rp. 19,374,230,957,505 | 0.04 |
| 10. | LMSH | Rp. 224,371,164,551 | Rp. 157,855,084,036 | 0.42 |
| 11. | MERK | Rp. 1,156,648,155,000 | Rp. 1,034,806,890 | 1,116.74 |
| 12. | MLBI | Rp. 3,389,736,000,000 | Rp. 3,263,311,000,000 | 0.04 |
| 13. | SRSN | Rp. 521,481,727,000 | Rp. 500,539,668,000 | 0.04 |
| 14. | TCID | Rp. 2,706,394,847,919 | Rp. 2,526,776,164,168 | 0.07 |
| 15. | UNIT | Rp. 103,245,048,266 | Rp. 104,109,821,503 | (0.01) |
| 16. | UNVR | Rp. 41,204,510,000,000 | Rp. 40,053,732,000,000 | 0.03 |
| 17. | VOKS | Rp. 2,258,316,807,862 | Rp. 2,022,350,276,358 | 0.12 |

LAMPIRAN 19

Hasil Perhitungan Pertumbuhan Penjualan (*Growth Sales*)

Perusahaan Manufaktur Nasional

Tahun 2015

| No. | Kode | Sales 2015 | Sales 2014 | Growth Sales |
|-----|------|------------------------|------------------------|--------------|
| 1. | AKPI | Rp. 2,017,466,511,000 | Rp. 1,945,383,031,000 | 0.04 |
| 2. | ALDO | Rp. 538,363,112,800 | Rp. 493,881,857,454 | 0.09 |
| 3. | ALKA | Rp. 749,146,492,000 | Rp. 1,230,364,713,000 | (0.39) |
| 4. | APLI | Rp. 260,667,211,707 | Rp. 294,081,000,000 | (0.11) |
| 5. | BUDI | Rp. 2,378,805,000,000 | Rp. 2,284,211,000,000 | 0.04 |
| 6. | CPIN | Rp. 29,920,628,000,000 | Rp. 29,150,275,000,000 | 0.03 |
| 7. | DPNS | Rp. 118,475,319,120 | Rp. 132,775,925,237 | (0.11) |
| 8. | EKAD | Rp. 531,537,606,573 | Rp. 526,573,620,057 | 0.01 |
| 9. | GGRM | Rp. 70,365,573,000,000 | Rp. 65,185,850,000,000 | 0.08 |
| 10. | HMSP | Rp. 89,069,306,000,000 | Rp. 80,690,139,000,000 | 0.10 |
| 11. | ICBP | Rp. 31,741,094,000,000 | Rp. 30,022,463,000,000 | 0.06 |
| 12. | IGAR | Rp. 677,331,846,043 | Rp. 737,863,227,409 | (0.08) |
| 13. | INAI | Rp. 1,384,675,922,166 | Rp. 933,462,438,255 | 0.48 |
| 14. | INCI | Rp. 136,668,408,270 | Rp. 110,023,088,698 | 0.24 |
| 15. | INDS | Rp. 1,659,505,639,261 | Rp. 1,866,977,260,105 | (0.11) |
| 16. | KAEF | Rp. 4,860,371,483,524 | Rp. 4,521,024,379,759 | 0.08 |
| 17. | KBLM | Rp. 967,710,339,797 | Rp. 919,537,870,594 | 0.05 |
| 18. | KDSI | Rp. 1,713,946,192,967 | Rp. 1,626,233,000,000 | 0.05 |
| 19. | KLBF | Rp. 17,887,464,223,321 | Rp. 17,368,532,547,558 | 0.03 |
| 20. | MYOR | Rp. 14,818,730,635,847 | Rp. 14,169,088,000,000 | 0.05 |
| 21. | NIPS | Rp. 987,862,830,000 | Rp. 1,015,868,000,000 | (0.03) |
| 22. | PYFA | Rp. 217,843,291,422 | Rp. 222,302,407,528 | (0.02) |
| 23. | RICY | Rp. 1,111,051,293,008 | Rp. 1,185,444,000,000 | (0.06) |
| 24. | ROTI | Rp. 2,174,501,712,899 | Rp. 1,880,263,000,000 | 0.16 |
| 25. | SCCO | Rp. 3,533,081,041,052 | Rp. 3,703,267,949,291 | (0.05) |
| 26. | SKLT | Rp. 745,107,731,208 | Rp. 681,419,524,161 | 0.09 |
| 27. | SMGR | Rp. 26,948,004,471,000 | Rp. 26,987,035,000,000 | (0.00) |
| 28. | SMSM | Rp. 2,802,924,000,000 | Rp. 2,632,860,000,000 | 0.06 |
| 29. | STTP | Rp. 2,544,277,844,656 | Rp. 217,046,494,350 | 10.72 |
| 30. | TOTO | Rp. 2,278,673,871,193 | Rp. 2,053,630,374,083 | 0.11 |
| 31. | TRST | Rp. 2,457,349,444,991 | Rp. 2,507,884,797,367 | (0.02) |
| 32. | TSPC | Rp. 8,181,481,867,179 | Rp. 7,512,115,037,587 | 0.09 |
| 33. | ULTJ | Rp. 4,393,932,684,171 | Rp. 3,916,789,366,423 | 0.12 |

LAMPIRAN 20

Hasil Perhitungan Pertumbuhan Penjualan (*Growth Sales*)

Perusahaan Manufaktur Nasional

Tahun 2016

| No. | Kode | Sales 2016 | Sales 2015 | Growth Sales |
|-----|------|------------------------|------------------------|--------------|
| 1. | AKPI | Rp. 2,047,218,639,000 | Rp. 2,017,466,511,000 | 0.01 |
| 2. | ALDO | Rp. 666,434,061,412 | Rp. 538,363,112,800 | 0.24 |
| 3. | ALKA | Rp. 1,151,605,756,000 | Rp. 749,146,492,000 | 0.54 |
| 4. | APLI | Rp. 347,205,836,259 | Rp. 260,667,211,707 | 0.33 |
| 5. | BUDI | Rp. 2,467,553,000,000 | Rp. 2,378,805,000,000 | 0.04 |
| 6. | CPIN | Rp. 38,256,857,000,000 | Rp. 29,920,628,000,000 | 0.28 |
| 7. | DPNS | Rp. 115,940,711,050 | Rp. 118,475,319,120 | (0.02) |
| 8. | EKAD | Rp. 568,638,832,579 | Rp. 531,537,606,573 | 0.07 |
| 9. | GGRM | Rp. 76,274,147,000,000 | Rp. 70,365,573,000,000 | 0.08 |
| 10. | HMSP | Rp. 95,466,657,000,000 | Rp. 89,069,306,000,000 | 0.07 |
| 11. | ICBP | Rp. 34,375,236,000,000 | Rp. 31,741,094,000,000 | 0.08 |
| 12. | IGAR | Rp. 792,794,834,768 | Rp. 677,331,846,043 | 0.17 |
| 13. | INAI | Rp. 1,284,510,320,664 | Rp. 1,384,675,922,166 | (0.07) |
| 14. | INCI | Rp. 176,067,561,639 | Rp. 136,668,408,270 | 0.29 |
| 15. | INDS | Rp. 1,637,036,790,119 | Rp. 1,659,505,639,261 | (0.01) |
| 16. | KAEF | Rp. 5,811,502,656,431 | Rp. 4,860,371,483,524 | 0.20 |
| 17. | KBLM | Rp. 987,409,109,474 | Rp. 967,710,339,797 | 0.02 |
| 18. | KDSI | Rp. 1,995,337,146,834 | Rp. 1,713,946,192,967 | 0.16 |
| 19. | KLBF | Rp. 19,374,230,957,505 | Rp. 17,887,464,223,321 | 0.08 |
| 20. | MYOR | Rp. 18,349,959,898,358 | Rp. 14,818,730,635,847 | 0.24 |
| 21. | NIPS | Rp. 1,039,635,856,000 | Rp. 987,862,830,000 | 0.05 |
| 22. | PYFA | Rp. 216,951,583,953 | Rp. 217,843,291,422 | (0.00) |
| 23. | RICY | Rp. 1,221,519,096,811 | Rp. 1,111,051,293,008 | 0.10 |
| 24. | ROTI | Rp. 2,521,920,968,213 | Rp. 2,174,501,712,899 | 0.16 |
| 25. | SCCO | Rp. 3,378,081,041,052 | Rp. 3,533,081,041,052 | (0.04) |
| 26. | SKLT | Rp. 833,850,372,883 | Rp. 745,107,731,208 | 0.12 |
| 27. | SMGR | Rp. 26,134,306,138,000 | Rp. 26,948,004,471,000 | (0.03) |
| 28. | SMSM | Rp. 2,879,876,000,000 | Rp. 2,802,924,000,000 | 0.03 |
| 29. | STTP | Rp. 2,629,107,367,897 | Rp. 2,544,277,844,656 | 0.03 |
| 30. | TOTO | Rp. 2,069,017,634,710 | Rp. 2,278,673,871,193 | (0.09) |
| 31. | TRST | Rp. 2,249,418,846,803 | Rp. 2,457,349,444,991 | (0.08) |
| 32. | TSPC | Rp. 9,138,238,993,842 | Rp. 8,181,481,867,179 | 0.12 |
| 33. | ULTJ | Rp. 4,685,922,000,000 | Rp. 4,393,932,684,171 | 0.07 |

LAMPIRAN 21

Hasil Perhitungan Pertumbuhan Penjualan (*Growth Sales*)

Perusahaan Manufaktur Nasional

Tahun 2017

| No. | Kode | Sales 2017 | Sales 2016 | Growth Sales |
|-----|------|------------------------|------------------------|--------------|
| 1. | AKPI | Rp. 2,064,857,643,000 | Rp. 2,047,218,639,000 | 0.01 |
| 2. | ALDO | Rp. 708,740,551,637 | Rp. 666,434,061,412 | 0.06 |
| 3. | ALKA | Rp. 1,932,783,905,000 | Rp. 1,151,605,756,000 | 0.68 |
| 4. | APLI | Rp. 382,238,397,027 | Rp. 347,205,836,259 | 0.10 |
| 5. | BUDI | Rp. 2,510,578,000,000 | Rp. 2,467,553,000,000 | 0.02 |
| 6. | CPIN | Rp. 49,367,386,000,000 | Rp. 38,256,857,000,000 | 0.29 |
| 7. | DPNS | Rp. 111,294,849,755 | Rp. 115,940,711,050 | (0.04) |
| 8. | EKAD | Rp. 643,591,823,505 | Rp. 568,638,832,579 | 0.13 |
| 9. | GGRM | Rp. 83,305,925,000,000 | Rp. 76,274,147,000,000 | 0.09 |
| 10. | HMSP | Rp. 99,091,484,000,000 | Rp. 95,466,657,000,000 | 0.04 |
| 11. | ICBP | Rp. 35,606,593,000,000 | Rp. 34,375,236,000,000 | 0.04 |
| 12. | IGAR | Rp. 761,926,952,217 | Rp. 792,794,834,768 | (0.04) |
| 13. | INAI | Rp. 980,285,748,450 | Rp. 1,284,510,320,664 | (0.24) |
| 14. | INCI | Rp. 269,706,737,385 | Rp. 176,067,561,639 | 0.53 |
| 15. | INDS | Rp. 1,967,982,902,772 | Rp. 1,637,036,790,119 | 0.20 |
| 16. | KAEF | Rp. 6,127,479,369,403 | Rp. 5,811,502,656,431 | 0.05 |
| 17. | KBLM | Rp. 1,215,476,677,995 | Rp. 987,409,109,474 | 0.23 |
| 18. | KDSI | Rp. 2,245,519,457,754 | Rp. 1,995,337,146,834 | 0.13 |
| 19. | KLBF | Rp. 20,182,120,166,616 | Rp. 19,374,230,957,505 | 0.04 |
| 20. | MYOR | Rp. 20,816,673,946,473 | Rp. 18,349,959,898,358 | 0.13 |
| 21. | NIPS | Rp. 1,077,046,664,000 | Rp. 1,039,635,856,000 | 0.04 |
| 22. | PYFA | Rp. 223,002,490,278 | Rp. 216,951,583,953 | 0.03 |
| 23. | RICY | Rp. 1,600,432,168,098 | Rp. 1,221,519,096,811 | 0.31 |
| 24. | ROTI | Rp. 2,491,100,179,560 | Rp. 2,521,920,968,213 | (0.01) |
| 25. | SCCO | Rp. 4,440,404,595,541 | Rp. 3,378,081,041,052 | 0.31 |
| 26. | SKLT | Rp. 914,188,759,779 | Rp. 833,850,372,883 | 0.10 |
| 27. | SMGR | Rp. 27,813,664,176,000 | Rp. 26,134,306,138,000 | 0.06 |
| 28. | SMSM | Rp. 3,339,964,000,000 | Rp. 2,879,876,000,000 | 0.16 |
| 29. | STTP | Rp. 2,825,409,180,889 | Rp. 2,629,107,367,897 | 0.07 |
| 30. | TOTO | Rp. 2,171,861,931,164 | Rp. 2,069,017,634,710 | 0.05 |
| 31. | TRST | Rp. 2,354,938,016,436 | Rp. 2,249,418,846,803 | 0.05 |
| 32. | TSPC | Rp. 9,565,462,042,199 | Rp. 9,138,238,993,842 | 0.05 |
| 33. | ULTJ | Rp. 4,879,559,000,000 | Rp. 4,685,922,000,000 | 0.04 |

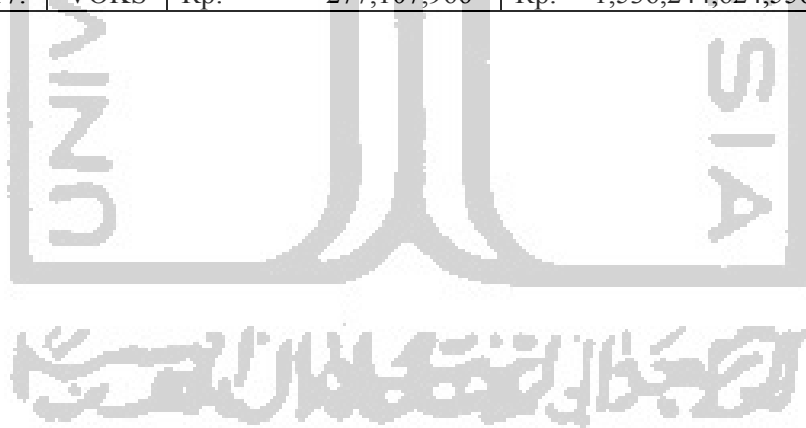
LAMPIRAN 22

Hasil Perhitungan Profitabilitas (ROA)

Perusahaan Manufaktur Multinasional

Tahun 2015

| No. | Kode | EAT | Total Activa | ROA |
|-----|------|------------------------|-------------------------|------|
| 1. | ADES | Rp. 32,839,000,000 | Rp. 653,224,000,000 | 0.05 |
| 2. | AMFG | Rp. 341,346,000,000 | Rp. 4,270,275,000,000 | 0.08 |
| 3. | ASII | Rp. 15,613,000,000,000 | Rp. 245,435,000,000,000 | 0.06 |
| 4. | DVLA | Rp. 107,894,430,000 | Rp. 1,376,278,237,000 | 0.08 |
| 5. | INDF | Rp. 3,709,501,000,000 | Rp. 91,831,526,000,000 | 0.04 |
| 6. | INTP | Rp. 4,356,661,000,000 | Rp. 27,638,360,000,000 | 0.16 |
| 7. | JPFA | Rp. 524,484,000,000 | Rp. 17,159,466,000,000 | 0.03 |
| 8. | KBLI | Rp. 115,371,098,970 | Rp. 1,551,799,840,976 | 0.07 |
| 9. | LION | Rp. 2,057,694,281,873 | Rp. 13,696,417,381,439 | 0.15 |
| 10. | LMSH | Rp. 1,944,443,395 | Rp. 133,782,751,041 | 0.01 |
| 11. | MERK | Rp. 142,545,462,000 | Rp. 641,646,818,000 | 0.22 |
| 12. | MLBI | Rp. 469,909,000,000 | Rp. 2,100,853,000,000 | 0.22 |
| 13. | SRSN | Rp. 15,504,788,000 | Rp. 574,073,315,000 | 0.03 |
| 14. | TCID | Rp. 544,474,278,014 | Rp. 2,082,096,848,703 | 0.26 |
| 15. | UNIT | Rp. 385,953,128 | Rp. 460,539,382,206 | 0.00 |
| 16. | UNVR | Rp. 5,851,805,000,000 | Rp. 15,729,945,000,000 | 0.37 |
| 17. | VOKS | Rp. 277,107,966 | Rp. 1,536,244,624,556 | 0.00 |



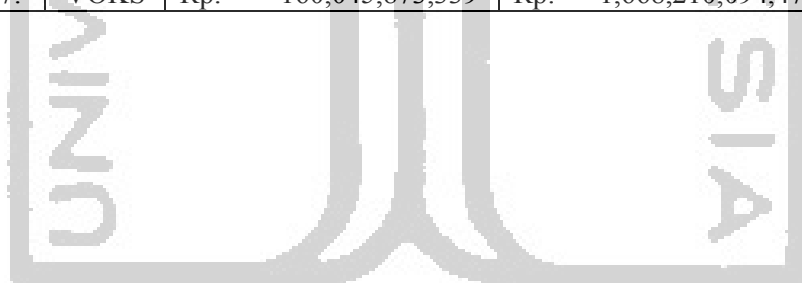
LAMPIRAN 23

Hasil Perhitungan Profitabilitas (ROA)

Perusahaan Manufaktur Multinasional

Tahun 2016

| No. | Kode | EAT | Total Activa | ROA |
|-----|------|------------------------|-------------------------|------|
| 1. | ADES | Rp. 55,951,000,000 | Rp. 767,479,000,000 | 0.07 |
| 2. | AMFG | Rp. 260,444,000,000 | Rp. 5,504,890,000,000 | 0.05 |
| 3. | ASII | Rp. 18,302,000,000,000 | Rp. 261,855,000,000,000 | 0.07 |
| 4. | DVLA | Rp. 152,083,400,000 | Rp. 1,531,365,558,000 | 0.10 |
| 5. | INDF | Rp. 5,266,906,000,000 | Rp. 82,174,515,000,000 | 0.06 |
| 6. | INTP | Rp. 3,870,319,000,000 | Rp. 30,150,580,000,000 | 0.13 |
| 7. | JPFA | Rp. 2,171,608,000,000 | Rp. 19,251,026,000,000 | 0.11 |
| 8. | KBLI | Rp. 334,338,838,592 | Rp. 1,871,422,416,044 | 0.18 |
| 9. | LION | Rp. 2,350,884,933,551 | Rp. 15,226,009,210,657 | 0.15 |
| 10. | LMSH | Rp. 6,252,814,811 | Rp. 162,828,169,250 | 0.04 |
| 11. | MERK | Rp. 153,842,847,000 | Rp. 743,934,894,000 | 0.21 |
| 12. | MLBI | Rp. 982,129,000,000 | Rp. 2,275,038,000,000 | 0.43 |
| 13. | SRSN | Rp. 11,056,051,000 | Rp. 717,149,704,000 | 0.02 |
| 14. | TCID | Rp. 162,059,596,347 | Rp. 2,185,101,038,101 | 0.07 |
| 15. | UNIT | Rp. 860,775,733 | Rp. 432,913,180,372 | 0.00 |
| 16. | UNVR | Rp. 6,390,672,000,000 | Rp. 16,745,695,000,000 | 0.38 |
| 17. | VOKS | Rp. 160,045,873,339 | Rp. 1,668,210,094,478 | 0.10 |



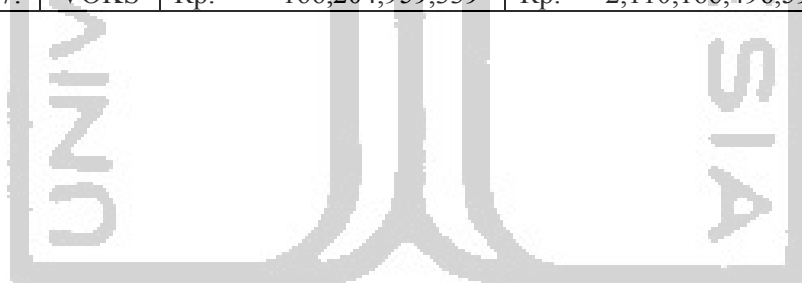
LAMPIRAN 24

Hasil Perhitungan Profitabilitas (ROA)

Perusahaan Manufaktur Multinasional

Tahun 2017

| No. | Kode | EAT | Total Activa | ROA |
|-----|------|------------------------|-------------------------|------|
| 1. | ADES | Rp. 38,242,000,000 | Rp. 840,236,000,000 | 0.05 |
| 2. | AMFG | Rp. 38,569,000,000 | Rp. 6,267,816,000,000 | 0.01 |
| 3. | ASII | Rp. 23,165,000,000,000 | Rp. 295,646,000,000,000 | 0.08 |
| 4. | DVLA | Rp. 162,249,293,000 | Rp. 1,640,886,147,000 | 0.10 |
| 5. | INDF | Rp. 5,145,063,000,000 | Rp. 87,939,488,000,000 | 0.06 |
| 6. | INTP | Rp. 1,859,818,000,000 | Rp. 28,863,676,000,000 | 0.06 |
| 7. | JPFA | Rp. 1,107,810,000,000 | Rp. 21,088,870,000,000 | 0.05 |
| 8. | KBLI | Rp. 358,974,051,474 | Rp. 3,013,760,616,985 | 0.12 |
| 9. | LION | Rp. 2,453,251,410,604 | Rp. 16,616,239,416,335 | 0.15 |
| 10. | LMSH | Rp. 12,967,113,850 | Rp. 61,163,426,840 | 0.08 |
| 11. | MERK | Rp. 144,677,294,000 | Rp. 847,006,544,000 | 0.17 |
| 12. | MLBI | Rp. 1,322,067,000,000 | Rp. 2,510,078,000,000 | 0.53 |
| 13. | SRSN | Rp. 17,698,567,000 | Rp. 652,726,454,000 | 0.03 |
| 14. | TCID | Rp. 179,126,382,068 | Rp. 2,361,507,189,430 | 0.08 |
| 15. | UNIT | Rp. 1,062,124,056 | Rp. 426,384,622,878 | 0.00 |
| 16. | UNVR | Rp. 7,004,562,000,000 | Rp. 18,906,413,000,000 | 0.37 |
| 17. | VOKS | Rp. 166,204,959,339 | Rp. 2,110,166,496,595 | 0.08 |



LAMPIRAN 25

Hasil Perhitungan Profitabilitas (ROA)

Perusahaan Manufaktur Nasional

Tahun 2015

| No. | Kode | EAT | Total Activa | ROA |
|-----|------|------------------------|-------------------------|------|
| 1. | AKPI | Rp. 27,644,714,000 | Rp. 653,224,000,000 | 0.01 |
| 2. | ALDO | Rp. 24,079,122,338 | Rp. 4,270,275,000,000 | 0.07 |
| 3. | ALKA | Rp. 1,175,538,000 | Rp. 245,435,000,000,000 | 0.01 |
| 4. | APLI | Rp. 1,854,274,736 | Rp. 1,376,278,237,000 | 0.01 |
| 5. | BUDI | Rp. 21,072,000,000 | Rp. 91,831,526,000,000 | 0.01 |
| 6. | CPIN | Rp. 1,832,598,000,000 | Rp. 27,638,360,000,000 | 0.07 |
| 7. | DPNS | Rp. 9,859,176,172 | Rp. 17,159,466,000,000 | 0.04 |
| 8. | EKAD | Rp. 47,040,256,456 | Rp. 1,551,799,840,976 | 0.12 |
| 9. | GGRM | Rp. 6,452,834,000,000 | Rp. 13,696,417,381,439 | 0.10 |
| 10. | HMSP | Rp. 10,363,308,000,000 | Rp. 133,782,751,041 | 0.27 |
| 11. | ICBP | Rp. 2,923,148,000,000 | Rp. 641,646,818,000 | 0.11 |
| 12. | IGAR | Rp. 51,416,184,307 | Rp. 2,100,853,000,000 | 0.13 |
| 13. | INAI | Rp. 28,615,673,167 | Rp. 574,073,315,000 | 0.02 |
| 14. | INCI | Rp. 16,960,660,023 | Rp. 2,082,096,848,703 | 0.10 |
| 15. | INDS | Rp. 1,933,819,152 | Rp. 460,539,382,206 | 0.00 |
| 16. | KAEF | Rp. 265,549,762,083 | Rp. 15,729,945,000,000 | 0.08 |
| 17. | KBLM | Rp. 12,760,365,612 | Rp. 1,536,244,624,556 | 0.02 |
| 18. | KDSI | Rp. 11,470,563,293 | Rp. 653,224,000,000 | 0.01 |
| 19. | KLBF | Rp. 2,057,694,281,873 | Rp. 4,270,275,000,000 | 0.15 |
| 20. | MYOR | Rp. 1,250,233,128,560 | Rp. 245,435,000,000,000 | 0.11 |
| 21. | NIPS | Rp. 30,671,340,000 | Rp. 1,376,278,237,000 | 0.02 |
| 22. | PYFA | Rp. 3,087,104,465 | Rp. 91,831,526,000,000 | 0.02 |
| 23. | RICY | Rp. 13,405,713,404 | Rp. 27,638,360,000,000 | 0.01 |
| 24. | ROTI | Rp. 270,538,700,440 | Rp. 17,159,466,000,000 | 0.10 |
| 25. | SCCO | Rp. 159,119,646,125 | Rp. 1,551,799,840,976 | 0.09 |
| 26. | SKLT | Rp. 20,066,791,849 | Rp. 13,696,417,381,439 | 0.05 |
| 27. | SMGR | Rp. 4,525,441,038,000 | Rp. 133,782,751,041 | 0.12 |
| 28. | SMSM | Rp. 461,307,000,000 | Rp. 641,646,818,000 | 0.21 |
| 29. | STTP | Rp. 185,701,201,171 | Rp. 2,100,853,000,000 | 0.10 |
| 30. | TOTO | Rp. 285,236,780,659 | Rp. 574,073,315,000 | 0.12 |
| 31. | TRST | Rp. 25,314,103,403 | Rp. 2,082,096,848,703 | 0.01 |
| 32. | TSPC | Rp. 529,218,651,807 | Rp. 460,539,382,206 | 0.08 |
| 33. | ULTJ | Rp. 523,100,215,029 | Rp. 15,729,945,000,000 | 0.15 |

LAMPIRAN 26

Hasil Perhitungan Profitabilitas (ROA)

Perusahaan Manufaktur Nasional

Tahun 2016

| No. | Kode | EAT | Total Activa | ROA |
|-----|------|------------------------|-------------------------|------|
| 1. | AKPI | Rp. 52,393,857,000 | Rp. 767,479,000,000 | 0.02 |
| 2. | ALDO | Rp. 24,079,122,338 | Rp. 5,504,890,000,000 | 0.06 |
| 3. | ALKA | Rp. 516,167,000 | Rp. 261,855,000,000,000 | 0.00 |
| 4. | APLI | Rp. 25,109,482,194 | Rp. 1,531,365,558,000 | 0.07 |
| 5. | BUDI | Rp. 38,624,000,000 | Rp. 82,174,515,000,000 | 0.01 |
| 6. | CPIN | Rp. 2,225,402,000,000 | Rp. 30,150,580,000,000 | 0.09 |
| 7. | DPNS | Rp. 10,009,391,103 | Rp. 19,251,026,000,000 | 0.03 |
| 8. | EKAD | Rp. 90,685,821,530 | Rp. 1,871,422,416,044 | 0.13 |
| 9. | GGRM | Rp. 6,672,682,000,000 | Rp. 15,226,009,210,657 | 0.11 |
| 10. | HMSP | Rp. 12,762,229,000,000 | Rp. 162,828,169,250 | 0.30 |
| 11. | ICBP | Rp. 3,631,301,000,000 | Rp. 743,934,894,000 | 0.13 |
| 12. | IGAR | Rp. 69,305,629,795 | Rp. 2,275,038,000,000 | 0.16 |
| 13. | INAI | Rp. 35,552,975,244 | Rp. 717,149,704,000 | 0.03 |
| 14. | INCI | Rp. 9,988,836,259 | Rp. 2,185,101,038,101 | 0.04 |
| 15. | INDS | Rp. 49,556,367,334 | Rp. 432,913,180,372 | 0.02 |
| 16. | KAEF | Rp. 271,597,947,663 | Rp. 16,745,695,000,000 | 0.06 |
| 17. | KBLM | Rp. 21,245,022,916 | Rp. 1,668,210,094,478 | 0.03 |
| 18. | KDSI | Rp. 47,127,349,067 | Rp. 767,479,000,000 | 0.04 |
| 19. | KLBF | Rp. 2,350,884,933,551 | Rp. 5,504,890,000,000 | 0.15 |
| 20. | MYOR | Rp. 1,388,676,127,665 | Rp. 261,855,000,000,000 | 0.11 |
| 21. | NIPS | Rp. 65,683,137,000 | Rp. 1,531,365,558,000 | 0.04 |
| 22. | PYFA | Rp. 5,146,317,041 | Rp. 82,174,515,000,000 | 0.03 |
| 23. | RICY | Rp. 14,033,426,519 | Rp. 30,150,580,000,000 | 0.01 |
| 24. | ROTI | Rp. 279,777,368,831 | Rp. 19,251,026,000,000 | 0.10 |
| 25. | SCCO | Rp. 340,593,630,534 | Rp. 1,871,422,416,044 | 0.14 |
| 26. | SKLT | Rp. 20,646,121,074 | Rp. 15,226,009,210,657 | 0.04 |
| 27. | SMGR | Rp. 4,535,036,823,000 | Rp. 162,828,169,250 | 0.10 |
| 28. | SMSM | Rp. 502,192,000,000 | Rp. 743,934,894,000 | 0.22 |
| 29. | STTP | Rp. 174,176,717,866 | Rp. 2,275,038,000,000 | 0.07 |
| 30. | TOTO | Rp. 168,564,583,718 | Rp. 717,149,704,000 | 0.07 |
| 31. | TRST | Rp. 33,794,866,940 | Rp. 2,185,101,038,101 | 0.01 |
| 32. | TSPC | Rp. 545,493,536,262 | Rp. 432,913,180,372 | 0.08 |
| 33. | ULTJ | Rp. 709,825,000,000 | Rp. 16,745,695,000,000 | 0.17 |

LAMPIRAN 27

Hasil Perhitungan Profitabilitas (ROA)

Perusahaan Manufaktur Nasional

Tahun 2017

| No. | Kode | EAT | Total Activa | ROA |
|-----|------|------------------------|-------------------------|------|
| 1. | AKPI | Rp. 13,333,970,000 | Rp. 840,236,000,000 | 0.00 |
| 2. | ALDO | Rp. 29,035,395,397 | Rp. 6,267,816,000,000 | 0.06 |
| 3. | ALKA | Rp. 15,406,256,000 | Rp. 295,646,000,000,000 | 0.05 |
| 4. | APLI | Rp. 12,367,185,497 | Rp. 1,640,886,147,000 | 0.03 |
| 5. | BUDI | Rp. 45,691,000,000 | Rp. 87,939,488,000,000 | 0.02 |
| 6. | CPIN | Rp. 2,496,787,000,000 | Rp. 28,863,676,000,000 | 0.10 |
| 7. | DPNS | Rp. 5,963,420,071 | Rp. 21,088,870,000,000 | 0.02 |
| 8. | EKAD | Rp. 76,195,665,729 | Rp. 3,013,760,616,985 | 0.10 |
| 9. | GGRM | Rp. 7,755,347,000,000 | Rp. 16,616,239,416,335 | 0.12 |
| 10. | HMSP | Rp. 12,670,534,000,000 | Rp. 161,163,426,840 | 0.29 |
| 11. | ICBP | Rp. 3,543,173,000,000 | Rp. 847,006,544,000 | 0.11 |
| 12. | IGAR | Rp. 72,376,683,136 | Rp. 2,510,078,000,000 | 0.14 |
| 13. | INAI | Rp. 38,651,704,520 | Rp. 652,726,454,000 | 0.03 |
| 14. | INCI | Rp. 16,554,272,131 | Rp. 2,361,507,189,430 | 0.05 |
| 15. | INDS | Rp. 113,639,539,901 | Rp. 426,384,622,878 | 0.05 |
| 16. | KAEF | Rp. 331,707,917,461 | Rp. 18,906,413,000,000 | 0.05 |
| 17. | KBLM | Rp. 43,994,949,645 | Rp. 2,110,166,496,595 | 0.04 |
| 18. | KDSI | Rp. 68,965,208,549 | Rp. 840,236,000,000 | 0.05 |
| 19. | KLBF | Rp. 2,456,251,410,604 | Rp. 6,267,816,000,000 | 0.15 |
| 20. | MYOR | Rp. 1,630,953,830,893 | Rp. 295,646,000,000,000 | 0.11 |
| 21. | NIPS | Rp. 44,110,825,000 | Rp. 1,640,886,147,000 | 0.02 |
| 22. | PYFA | Rp. 7,127,402,168 | Rp. 87,939,488,000,000 | 0.04 |
| 23. | RICY | Rp. 16,558,562,698 | Rp. 28,863,676,000,000 | 0.01 |
| 24. | ROTI | Rp. 135,364,021,139 | Rp. 21,088,870,000,000 | 0.03 |
| 25. | SCCO | Rp. 269,730,298,809 | Rp. 3,013,760,616,985 | 0.07 |
| 26. | SKLT | Rp. 22,970,715,348 | Rp. 16,616,239,416,335 | 0.04 |
| 27. | SMGR | Rp. 2,048,025,914,000 | Rp. 161,163,426,840 | 0.04 |
| 28. | SMSM | Rp. 555,388,000,000 | Rp. 847,006,544,000 | 0.23 |
| 29. | STTP | Rp. 216,024,079,834 | Rp. 2,510,078,000,000 | 0.09 |
| 30. | TOTO | Rp. 278,935,804,544 | Rp. 652,726,454,000 | 0.10 |
| 31. | TRST | Rp. 38,199,681,742 | Rp. 2,361,507,189,430 | 0.01 |
| 32. | TSPC | Rp. 557,339,581,996 | Rp. 426,384,622,878 | 0.07 |
| 33. | ULTJ | Rp. 711,681,000,000 | Rp. 18,906,413,000,000 | 0.14 |


LAMPIRAN 28

Hasil Perhitungan Likuiditas (*Current Ratio*)

Perusahaan Manufaktur Multinasional

Tahun 2015

| No. | Kode | <i>Current Asset</i> | <i>Current Liabilities</i> | CR |
|-----|------|-------------------------|----------------------------|------|
| 1. | ADES | Rp. 276,323,000,000 | Rp. 199,364,000,000 | 1.39 |
| 2. | AMFG | Rp. 2,231,181,000,000 | Rp. 479,376,000,000 | 4.65 |
| 3. | ASII | Rp. 105,161,000,000,000 | Rp. 76,242,000,000,000 | 1.38 |
| 4. | DVLA | Rp. 1,043,830,034,000 | Rp. 296,298,118,000 | 3.52 |
| 5. | INDF | Rp. 42,816,745,000,000 | Rp. 25,107,538,000,000 | 1.71 |
| 6. | INTP | Rp. 13,133,854,000,000 | Rp. 2,687,743,000,000 | 4.89 |
| 7. | JPFA | Rp. 9,604,154,000,000 | Rp. 5,352,670,000,000 | 1.79 |
| 8. | KBLI | Rp. 961,562,673,606 | Rp. 337,673,717,786 | 2.85 |
| 9. | LION | Rp. 8,745,465,558,702 | Rp. 2,365,880,490,863 | 3.70 |
| 10. | LMSH | Rp. 89,126,109,044 | Rp. 11,018,274,023 | 8.09 |
| 11. | MERK | Rp. 483,679,971,000 | Rp. 132,435,895,000 | 3.65 |
| 12. | MLBI | Rp. 709,955,000,000 | Rp. 1,215,227,000,000 | 0.58 |
| 13. | SRSN | Rp. 440,739,213,000 | Rp. 203,379,900,000 | 2.17 |
| 14. | TCID | Rp. 1,112,672,539,416 | Rp. 222,930,621,643 | 4.99 |
| 15. | UNIT | Rp. 127,287,422,486 | Rp. 213,482,744,909 | 0.60 |
| 16. | UNVR | Rp. 6,623,114,000,000 | Rp. 10,127,542,000,000 | 0.65 |
| 17. | VOKS | Rp. 1,151,962,694,102 | Rp. 986,156,352,701 | 1.17 |



LAMPIRAN 29

Hasil Perhitungan Likuiditas (*Current Ratio*)

Perusahaan Manufaktur Multinasional

Tahun 2016

| No. | Kode | <i>Current Asset</i> | <i>Current Liabilities</i> | CR |
|-----|------|-------------------------|----------------------------|------|
| 1. | ADES | Rp. 319,614,000,000 | Rp. 195,466,000,000 | 1.64 |
| 2. | AMFG | Rp. 1,787,723,000,000 | Rp. 885,086,000,000 | 2.02 |
| 3. | ASII | Rp. 110,403,000,000,000 | Rp. 89,079,000,000,000 | 1.24 |
| 4. | DVLA | Rp. 1,068,967,094,000 | Rp. 374,427,510,000 | 2.85 |
| 5. | INDF | Rp. 28,985,443,000,000 | Rp. 19,219,441,000,000 | 1.51 |
| 6. | INTP | Rp. 14,424,622,000,000 | Rp. 3,187,742,000,000 | 4.53 |
| 7. | JPFA | Rp. 10,755,503,000,000 | Rp. 5,193,549,000,000 | 2.07 |
| 8. | KBLI | Rp. 1,223,453,184,817 | Rp. 358,715,994,083 | 3.41 |
| 9. | LION | Rp. 9,572,529,767,897 | Rp. 2,317,161,787,100 | 4.13 |
| 10. | LMSH | Rp. 98,274,709,046 | Rp. 35,476,763,264 | 2.77 |
| 11. | MERK | Rp. 508,615,337,000 | Rp. 120,622,129,000 | 4.22 |
| 12. | MLBI | Rp. 901,258,000,000 | Rp. 1,326,261,000,000 | 0.68 |
| 13. | SRSN | Rp. 481,542,567,000 | Rp. 276,341,289,000 | 1.74 |
| 14. | TCID | Rp. 1,174,482,404,487 | Rp. 220,580,384,140 | 5.32 |
| 15. | UNIT | Rp. 119,703,443,512 | Rp. 184,553,791,533 | 0.65 |
| 16. | UNVR | Rp. 6,588,109,000,000 | Rp. 10,878,074,000,000 | 0.61 |
| 17. | VOKS | Rp. 1,291,317,191,672 | Rp. 968,322,757,177 | 1.33 |



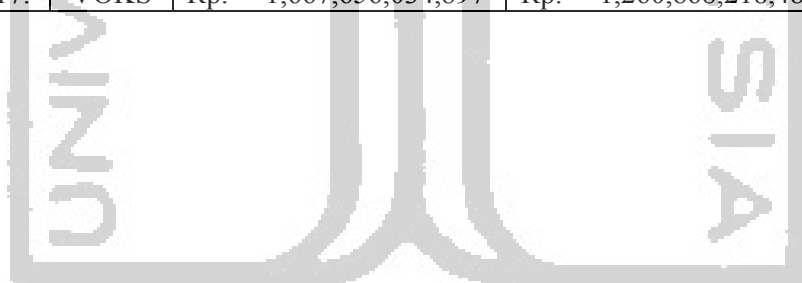
LAMPIRAN 30

Hasil Perhitungan Likuiditas (*Current Ratio*)

Perusahaan Manufaktur Multinasional

Tahun 2017

| No. | Kode | <i>Current Asset</i> | <i>Current Liabilities</i> | CR |
|-----|------|-------------------------|----------------------------|------|
| 1. | ADES | Rp. 294,244,000,000 | Rp. 244,888,000,000 | 1.20 |
| 2. | AMFG | Rp. 2,003,321,000,000 | Rp. 996,903,000,000 | 2.01 |
| 3. | ASII | Rp. 121,293,000,000,000 | Rp. 98,722,000,000,000 | 1.23 |
| 4. | DVLA | Rp. 1,175,655,601,000 | Rp. 441,622,865,000 | 2.66 |
| 5. | INDF | Rp. 32,515,399,000,000 | Rp. 21,637,763,000,000 | 1.50 |
| 6. | INTP | Rp. 12,883,074,000,000 | Rp. 3,479,024,000,000 | 3.70 |
| 7. | JPFA | Rp. 11,189,325,000,000 | Rp. 4,769,640,000,000 | 2.35 |
| 8. | KBLI | Rp. 1,843,100,256,808 | Rp. 933,490,170,009 | 1.97 |
| 9. | LION | Rp. 10,043,950,500,578 | Rp. 2,227,336,011,715 | 4.51 |
| 10. | LMSH | Rp. 89,570,023,525 | Rp. 20,918,453,456 | 4.28 |
| 11. | MERK | Rp. 569,889,512,000 | Rp. 184,971,088,000 | 3.08 |
| 12. | MLBI | Rp. 1,076,845,000,000 | Rp. 1,304,114,000,000 | 0.83 |
| 13. | SRSN | Rp. 422,532,126,000 | Rp. 198,217,020,000 | 2.13 |
| 14. | TCID | Rp. 1,276,478,591,542 | Rp. 259,806,845,843 | 4.91 |
| 15. | UNIT | Rp. 132,822,954,660 | Rp. 179,729,679,061 | 0.74 |
| 16. | UNVR | Rp. 7,941,635,000,000 | Rp. 12,532,304,000,000 | 0.63 |
| 17. | VOKS | Rp. 1,667,656,034,897 | Rp. 1,260,868,218,485 | 1.32 |



LAMPIRAN 31

Hasil Perhitungan Likuiditas (*Current Ratio*)

Perusahaan Manufaktur Nasional

Tahun 2015

| No. | Kode | <i>Current Asset</i> | <i>Current Liabilities</i> | CR |
|-----|------|------------------------|----------------------------|-------|
| 1. | AKPI | Rp. 1,015,820,277,000 | Rp. 985,625,515,000 | 1.03 |
| 2. | ALDO | Rp. 247,659,994,988 | Rp. 184,214,469,035 | 1.34 |
| 3. | ALKA | Rp. 71,782,862,000 | Rp. 70,739,218,000 | 1.01 |
| 4. | APLI | Rp. 81,119,626,942 | Rp. 68,835,516,891 | 1.18 |
| 5. | BUDI | Rp. 1,492,365,000,000 | Rp. 1,491,109,000,000 | 1.00 |
| 6. | CPIN | Rp. 12,058,873,000,000 | Rp. 5,703,841,000,000 | 2.11 |
| 7. | DPNS | Rp. 185,099,466,179 | Rp. 13,865,122,841 | 13.35 |
| 8. | EKAD | Rp. 284,055,202,739 | Rp. 79,594,446,891 | 3.57 |
| 9. | GGRM | Rp. 42,568,431,000,000 | Rp. 24,045,086,000,000 | 1.77 |
| 10. | HMSP | Rp. 29,807,330,000,000 | Rp. 4,538,674,000,000 | 6.57 |
| 11. | ICBP | Rp. 13,961,500,000,000 | Rp. 6,002,344,000,000 | 2.33 |
| 12. | IGAR | Rp. 309,534,956,646 | Rp. 62,393,966,974 | 4.96 |
| 13. | INAI | Rp. 955,465,955,552 | Rp. 952,130,242,797 | 1.00 |
| 14. | INCI | Rp. 107,268,622,816 | Rp. 11,084,537,386 | 9.68 |
| 15. | INDS | Rp. 992,929,224,058 | Rp. 445,006,853,182 | 2.23 |
| 16. | KAEF | Rp. 210,921,793,619 | Rp. 1,092,623,765,562 | 0.19 |
| 17. | KBLM | Rp. 362,277,745,626 | Rp. 342,643,691,341 | 1.06 |
| 18. | KDSI | Rp. 731,258,691,057 | Rp. 632,245,408,415 | 1.16 |
| 19. | KLBF | Rp. 8,745,465,558,702 | Rp. 2,365,880,490,863 | 3.70 |
| 20. | MYOR | Rp. 7,454,347,740,401 | Rp. 3,151,495,162,604 | 2.37 |
| 21. | NIPS | Rp. 701,282,705,000 | Rp. 669,595,797,000 | 1.05 |
| 22. | PYFA | Rp. 72,745,997,374 | Rp. 36,534,059,349 | 1.99 |
| 23. | RICY | Rp. 851,477,572,504 | Rp. 718,198,051,081 | 1.19 |
| 24. | ROTI | Rp. 812,990,646,097 | Rp. 395,920,006,814 | 2.05 |
| 25. | SCCO | Rp. 1,380,917,436,620 | Rp. 819,137,955,839 | 1.69 |
| 26. | SKLT | Rp. 189,758,915,421 | Rp. 159,132,842,277 | 1.19 |
| 27. | SMGR | Rp. 10,538,703,910,000 | Rp. 6,599,189,622,000 | 1.60 |
| 28. | SMSM | Rp. 1,368,558,000,000 | Rp. 571,710,000,000 | 2.39 |
| 29. | STTP | Rp. 659,691,299,282 | Rp. 554,491,047,968 | 1.19 |
| 30. | TOTO | Rp. 1,348,062,605,364 | Rp. 560,119,357,447 | 2.41 |
| 31. | TRST | Rp. 1,137,766,718,031 | Rp. 869,536,723,928 | 1.31 |
| 32. | TSPC | Rp. 4,304,922,144,352 | Rp. 1,696,486,657,073 | 2.54 |
| 33. | ULTJ | Rp. 2,103,565,054,627 | Rp. 561,628,179,393 | 3.75 |

LAMPIRAN 32

Hasil Perhitungan Likuiditas (*Current Ratio*)

Perusahaan Manufaktur Nasional

Tahun 2016

| No. | Kode | <i>Current Asset</i> | <i>Current Liabilities</i> | CR |
|-----|------|------------------------|----------------------------|-------|
| 1. | AKPI | Rp. 870,146,141,000 | Rp. 770,887,902,000 | 1.13 |
| 2. | ALDO | Rp. 298,258,060,232 | Rp. 201,756,667,857 | 1.48 |
| 3. | ALKA | Rp. 58,323,930,000 | Rp. 63,472,099,000 | 0.92 |
| 4. | APLI | Rp. 95,591,353,886 | Rp. 60,079,243,013 | 1.59 |
| 5. | BUDI | Rp. 1,092,360,000,000 | Rp. 1,090,816,000,000 | 1.00 |
| 6. | CPIN | Rp. 11,817,645,000,000 | Rp. 5,550,257,000,000 | 2.13 |
| 7. | DPNS | Rp. 174,907,377,454 | Rp. 11,533,925,524 | 15.16 |
| 8. | EKAD | Rp. 341,285,572,961 | Rp. 69,110,450,442 | 4.94 |
| 9. | GGRM | Rp. 41,933,173,000,000 | Rp. 21,638,565,000,000 | 1.94 |
| 10. | HMSP | Rp. 33,647,496,000,000 | Rp. 6,428,478,000,000 | 5.23 |
| 11. | ICBP | Rp. 15,571,362,000,000 | Rp. 6,469,785,000,000 | 2.41 |
| 12. | IGAR | Rp. 361,504,735,608 | Rp. 62,350,881,953 | 5.80 |
| 13. | INAI | Rp. 974,282,450,341 | Rp. 971,422,099,001 | 1.00 |
| 14. | INCI | Rp. 118,743,367,562 | Rp. 20,420,038,273 | 5.82 |
| 15. | INDS | Rp. 981,694,103,645 | Rp. 323,699,362,103 | 3.03 |
| 16. | KAEF | Rp. 2,906,737,458,288 | Rp. 1,696,208,867,581 | 1.71 |
| 17. | KBLM | Rp. 394,738,153,988 | Rp. 303,264,273,023 | 1.30 |
| 18. | KDSI | Rp. 709,583,883,699 | Rp. 575,996,641,235 | 1.23 |
| 19. | KLBF | Rp. 9,572,529,767,897 | Rp. 2,317,161,787,100 | 4.13 |
| 20. | MYOR | Rp. 8,739,782,750,141 | Rp. 3,884,051,319,005 | 2.25 |
| 21. | NIPS | Rp. 825,372,776,000 | Rp. 677,524,406,000 | 1.22 |
| 22. | PYFA | Rp. 83,106,443,468 | Rp. 37,933,579,448 | 2.19 |
| 23. | RICY | Rp. 943,936,823,539 | Rp. 821,755,111,705 | 1.15 |
| 24. | ROTI | Rp. 949,414,338,057 | Rp. 320,501,824,382 | 2.96 |
| 25. | SCCO | Rp. 2,019,188,845,621 | Rp. 1,195,158,412,670 | 1.69 |
| 26. | SKLT | Rp. 222,686,872,602 | Rp. 169,302,583,935 | 1.32 |
| 27. | SMGR | Rp. 10,373,158,827,000 | Rp. 8,151,673,428,000 | 1.27 |
| 28. | SMSM | Rp. 1,454,387,000,000 | Rp. 508,482,000,000 | 2.86 |
| 29. | STTP | Rp. 920,494,206,042 | Rp. 557,548,012,748 | 1.65 |
| 30. | TOTO | Rp. 1,290,208,433,386 | Rp. 589,149,809,544 | 2.19 |
| 31. | TRST | Rp. 1,179,999,891,768 | Rp. 909,779,313,844 | 1.30 |
| 32. | TSPC | Rp. 4,385,083,916,291 | Rp. 1,653,413,220,121 | 2.65 |
| 33. | ULTJ | Rp. 2,874,822,000,000 | Rp. 593,526,000,000 | 4.84 |

LAMPIRAN 33

Hasil Perhitungan Likuiditas (*Current Ratio*)

Perusahaan Manufaktur Nasional

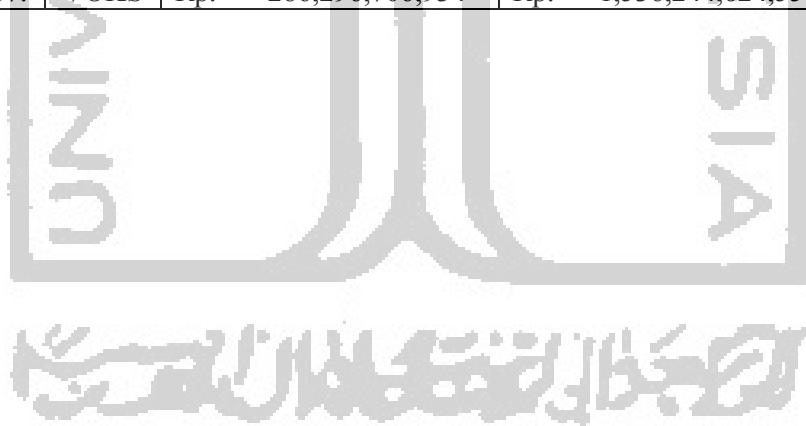
Tahun 2017

| No. | Kode | <i>Current Asset</i> | <i>Current Liabilities</i> | CR |
|-----|------|------------------------|----------------------------|------|
| 1. | AKPI | Rp. 1,003,030,428,000 | Rp. 961,284,302,000 | 1.04 |
| 2. | ALDO | Rp. 348,662,337,262 | Rp. 242,051,192,180 | 1.44 |
| 3. | ALKA | Rp. 277,157,394,000 | Rp. 213,515,571,000 | 1.30 |
| 4. | APLI | Rp. 126,404,952,607 | Rp. 73,638,951,697 | 1.72 |
| 5. | BUDI | Rp. 1,027,489,000,000 | Rp. 1,019,986,000,000 | 1.01 |
| 6. | CPIN | Rp. 11,720,730,000,000 | Rp. 5,059,552,000,000 | 2.32 |
| 7. | DPNS | Rp. 181,198,774,207 | Rp. 18,832,789,797 | 9.62 |
| 8. | EKAD | Rp. 417,271,766,887 | Rp. 91,524,721,725 | 4.56 |
| 9. | GGRM | Rp. 43,764,490,000,000 | Rp. 26,611,042,000,000 | 1.64 |
| 10. | HMSP | Rp. 34,180,353,000,000 | Rp. 6,482,969,000,000 | 5.27 |
| 11. | ICBP | Rp. 16,579,331,000,000 | Rp. 6,827,588,000,000 | 2.43 |
| 12. | IGAR | Rp. 396,252,892,753 | Rp. 60,941,267,200 | 6.50 |
| 13. | INAI | Rp. 860,749,259,575 | Rp. 867,251,288,494 | 0.99 |
| 14. | INCI | Rp. 145,540,638,781 | Rp. 28,527,518,002 | 5.10 |
| 15. | INDS | Rp. 1,044,177,985,635 | Rp. 203,724,817,070 | 5.13 |
| 16. | KAEF | Rp. 3,662,090,215,984 | Rp. 2,369,507,448,768 | 1.55 |
| 17. | KBLM | Rp. 548,840,102,130 | Rp. 434,423,462,965 | 1.26 |
| 18. | KDSI | Rp. 841,180,578,033 | Rp. 709,035,285,125 | 1.19 |
| 19. | KLBF | Rp. 10,043,950,500,578 | Rp. 2,227,336,011,715 | 4.51 |
| 20. | MYOR | Rp. 10,674,199,571,313 | Rp. 4,473,628,322,956 | 2.39 |
| 21. | NIPS | Rp. 928,203,723,000 | Rp. 791,213,296,000 | 1.17 |
| 22. | PYFA | Rp. 78,364,312,306 | Rp. 22,245,115,479 | 3.52 |
| 23. | RICY | Rp. 1,037,820,994,280 | Rp. 873,224,844,013 | 1.19 |
| 24. | ROTI | Rp. 2,319,937,439,019 | Rp. 1,027,176,531,240 | 2.26 |
| 25. | SCCO | Rp. 2,171,012,758,933 | Rp. 1,246,236,997,513 | 1.74 |
| 26. | SKLT | Rp. 267,129,479,669 | Rp. 211,493,160,519 | 1.26 |
| 27. | SMGR | Rp. 13,801,818,533,000 | Rp. 8,803,577,054,000 | 1.57 |
| 28. | SMSM | Rp. 1,570,110,000,000 | Rp. 419,913,000,000 | 3.74 |
| 29. | STTP | Rp. 947,986,050,367 | Rp. 358,963,437,494 | 2.64 |
| 30. | TOTO | Rp. 1,316,631,634,008 | Rp. 573,582,902,438 | 2.30 |
| 31. | TRST | Rp. 1,189,727,024,906 | Rp. 968,421,072,104 | 1.23 |
| 32. | TSPC | Rp. 5,049,363,864,387 | Rp. 2,002,621,403,597 | 2.52 |
| 33. | ULTJ | Rp. 3,439,990,000,000 | Rp. 820,625,000,000 | 4.19 |

LAMPIRAN 34

Hasil Perhitungan Struktur Aktiva
Perusahaan Manufaktur Multinasional
Tahun 2015

| No. | Kode | <i>Fix Asset</i> | <i>Total Asset</i> | SA |
|-----|------|------------------------|-------------------------|------|
| 1. | ADES | Rp. 284,380,000,000 | Rp. 653,224,000,000 | 0.44 |
| 2. | AMFG | Rp. 1,822,896,000,000 | Rp. 4,270,275,000,000 | 0.43 |
| 3. | ASII | Rp. 41,702,000,000,000 | Rp. 245,435,000,000,000 | 0.17 |
| 4. | DVLA | Rp. 258,265,183,000 | Rp. 1,376,278,237,000 | 0.19 |
| 5. | INDF | Rp. 25,096,342,000,000 | Rp. 91,831,526,000,000 | 0.27 |
| 6. | INTP | Rp. 13,813,892,000,000 | Rp. 27,638,360,000,000 | 0.50 |
| 7. | JPFA | Rp. 6,808,971,000,000 | Rp. 17,159,466,000,000 | 0.40 |
| 8. | KBLI | Rp. 552,110,764,623 | Rp. 1,551,799,840,976 | 0.36 |
| 9. | LION | Rp. 3,938,494,051,773 | Rp. 13,696,417,381,439 | 0.29 |
| 10. | LMSH | Rp. 27,799,616,826 | Rp. 133,782,751,041 | 0.21 |
| 11. | MERK | Rp. 110,784,138,000 | Rp. 641,646,818,000 | 0.17 |
| 12. | MLBI | Rp. 1,266,072,000,000 | Rp. 2,100,853,000,000 | 0.60 |
| 13. | SRSN | Rp. 125,627,353,000 | Rp. 574,073,315,000 | 0.22 |
| 14. | TCID | Rp. 902,694,745,887 | Rp. 2,082,096,848,703 | 0.43 |
| 15. | UNIT | Rp. 327,374,018,080 | Rp. 460,539,382,206 | 0.71 |
| 16. | UNVR | Rp. 8,320,917,000,000 | Rp. 15,729,945,000,000 | 0.53 |
| 17. | VOKS | Rp. 286,296,706,934 | Rp. 1,536,244,624,556 | 0.19 |



LAMPIRAN 35

Hasil Perhitungan Struktur Aktiva
Perusahaan Manufaktur Multinasional
Tahun 2016

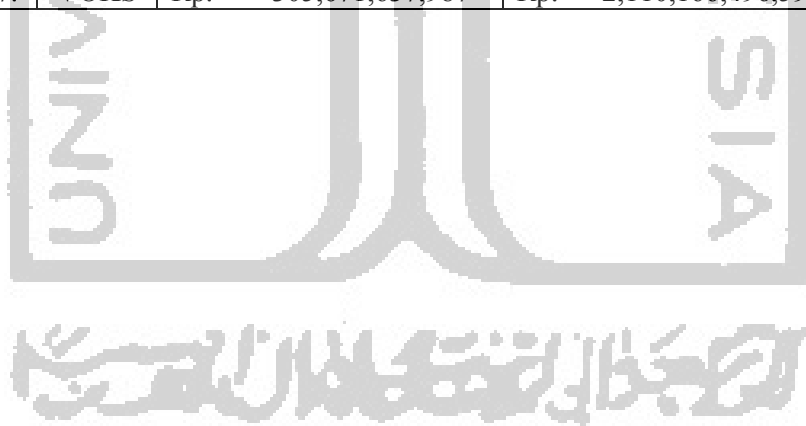
| No. | Kode | <i>Fix Asset</i> | <i>Total Asset</i> | SA |
|-----|------|------------------------|-------------------------|------|
| 1. | ADES | Rp. 374,177,000,000 | Rp. 767,479,000,000 | 0.49 |
| 2. | AMFG | Rp. 3,520,207,000,000 | Rp. 5,504,890,000,000 | 0.64 |
| 3. | ASII | Rp. 43,237,000,000,000 | Rp. 261,855,000,000,000 | 0.17 |
| 4. | DVLA | Rp. 404,599,316,000 | Rp. 1,531,365,558,000 | 0.26 |
| 5. | INDF | Rp. 25,701,913,000,000 | Rp. 82,174,515,000,000 | 0.31 |
| 6. | INTP | Rp. 14,643,695,000,000 | Rp. 30,150,580,000,000 | 0.49 |
| 7. | JPFA | Rp. 7,152,091,000,000 | Rp. 19,251,026,000,000 | 0.37 |
| 8. | KBLI | Rp. 560,534,774,701 | Rp. 1,871,422,416,044 | 0.30 |
| 9. | LION | Rp. 4,555,756,101,580 | Rp. 15,226,009,210,657 | 0.30 |
| 10. | LMSH | Rp. 61,896,775,347 | Rp. 162,828,169,250 | 0.38 |
| 11. | MERK | Rp. 129,991,593,000 | Rp. 743,934,894,000 | 0.17 |
| 12. | MLBI | Rp. 1,278,015,000,000 | Rp. 2,275,038,000,000 | 0.56 |
| 13. | SRSN | Rp. 220,066,270,000 | Rp. 717,149,704,000 | 0.31 |
| 14. | TCID | Rp. 935,344,860,312 | Rp. 2,185,101,038,101 | 0.43 |
| 15. | UNIT | Rp. 307,293,251,267 | Rp. 432,913,180,372 | 0.71 |
| 16. | UNVR | Rp. 9,529,476,000,000 | Rp. 16,745,695,000,000 | 0.57 |
| 17. | VOKS | Rp. 294,723,998,885 | Rp. 1,668,210,094,478 | 0.18 |



LAMPIRAN 36

Hasil Perhitungan Struktur Aktiva
Perusahaan Manufaktur Multinasional
Tahun 2017

| No. | Kode | <i>Fix Asset</i> | <i>Total Asset</i> | SA |
|-----|------|------------------------|-------------------------|------|
| 1. | ADES | Rp. 478,184,000,000 | Rp. 840,236,000,000 | 0.57 |
| 2. | AMFG | Rp. 4,068,690,000,000 | Rp. 6,267,816,000,000 | 0.65 |
| 3. | ASII | Rp. 48,402,000,000,000 | Rp. 295,646,000,000,000 | 0.16 |
| 4. | DVLA | Rp. 395,989,095,000 | Rp. 1,640,886,147,000 | 0.24 |
| 5. | INDF | Rp. 29,787,303,000,000 | Rp. 87,939,488,000,000 | 0.34 |
| 6. | INTP | Rp. 14,979,453,000,000 | Rp. 28,863,676,000,000 | 0.52 |
| 7. | JPFA | Rp. 8,346,029,000,000 | Rp. 21,088,870,000,000 | 0.40 |
| 8. | KBLI | Rp. 1,043,801,546,776 | Rp. 3,013,760,616,985 | 0.35 |
| 9. | LION | Rp. 5,342,659,713,054 | Rp. 16,616,239,416,335 | 0.32 |
| 10. | LMSH | Rp. 55,856,775,347 | Rp. 161,163,426,840 | 0.35 |
| 11. | MERK | Rp. 177,729,098,000 | Rp. 847,006,544,000 | 0.21 |
| 12. | MLBI | Rp. 1,364,086,000,000 | Rp. 2,510,078,000,000 | 0.54 |
| 13. | SRSN | Rp. 211,756,440,000 | Rp. 652,726,454,000 | 0.32 |
| 14. | TCID | Rp. 964,642,806,296 | Rp. 2,361,507,189,430 | 0.41 |
| 15. | UNIT | Rp. 287,690,731,442 | Rp. 426,384,622,878 | 0.67 |
| 16. | UNVR | Rp. 10,422,133,000,000 | Rp. 18,906,413,000,000 | 0.55 |
| 17. | VOKS | Rp. 305,671,637,987 | Rp. 2,110,166,496,595 | 0.14 |



LAMPIRAN 37

Hasil Perhitungan Struktur Aktiva

Perusahaan Manufaktur Nasional

Tahun 2015

| No. | Kode | <i>Fix Asset</i> | <i>Total Asset</i> | SA |
|-----|------|------------------------|------------------------|------|
| 1. | AKPI | Rp. 1,692,447,314,000 | Rp. 2,883,143,132,000 | 0.44 |
| 2. | ALDO | Rp. 117,612,199,760 | Rp. 366,010,819,198 | 0.43 |
| 3. | ALKA | Rp. 15,757,855,000 | Rp. 144,628,405,000 | 0.17 |
| 4. | APLI | Rp. 171,109,293,254 | Rp. 308,620,387,248 | 0.19 |
| 5. | BUDI | Rp. 1,712,330,000,000 | Rp. 3,265,953,000,000 | 0.27 |
| 6. | CPIN | Rp. 11,309,628,000,000 | Rp. 24,916,656,000,000 | 0.50 |
| 7. | DPNS | Rp. 12,324,438,849 | Rp. 274,483,110,371 | 0.40 |
| 8. | EKAD | Rp. 96,595,733,391 | Rp. 389,691,595,500 | 0.36 |
| 9. | GGRM | Rp. 20,106,488,000,000 | Rp. 63,505,413,000,000 | 0.29 |
| 10. | HMSP | Rp. 6,281,176,000,000 | Rp. 38,010,724,000,000 | 0.21 |
| 11. | ICBP | Rp. 6,555,660,000,000 | Rp. 25,560,624,000,000 | 0.17 |
| 12. | IGAR | Rp. 66,489,781,540 | Rp. 383,936,040,590 | 0.60 |
| 13. | INAI | Rp. 231,997,724,037 | Rp. 1,330,259,296,537 | 0.22 |
| 14. | INCI | Rp. 48,483,386,129 | Rp. 169,546,066,314 | 0.43 |
| 15. | INDS | Rp. 1,447,374,645,310 | Rp. 2,553,928,346,219 | 0.71 |
| 16. | KAEF | Rp. 674,489,435,928 | Rp. 3,434,879,313,035 | 0.53 |
| 17. | KBLM | Rp. 291,209,032,493 | Rp. 654,385,717,061 | 0.19 |
| 18. | KDSI | Rp. 403,005,081,573 | Rp. 1,177,093,668,866 | 0.44 |
| 19. | KLBF | Rp. 3,938,494,051,773 | Rp. 13,696,417,381,439 | 0.43 |
| 20. | MYOR | Rp. 3,770,605,841,693 | Rp. 11,342,715,686,221 | 0.17 |
| 21. | NIPS | Rp. 593,105,499,000 | Rp. 1,547,720,090,000 | 0.19 |
| 22. | PYFA | Rp. 84,152,132,186 | Rp. 159,951,537,229 | 0.27 |
| 23. | RICY | Rp. 338,072,177,252 | Rp. 1,198,193,807,892 | 0.50 |
| 24. | ROTI | Rp. 1,821,378,205,498 | Rp. 2,706,323,637,034 | 0.40 |
| 25. | SCCO | Rp. 317,988,081,159 | Rp. 1,773,144,328,632 | 0.36 |
| 26. | SKLT | Rp. 148,556,690,479 | Rp. 377,110,748,359 | 0.29 |
| 27. | SMGR | Rp. 25,167,682,710,000 | Rp. 38,153,118,932,000 | 0.21 |
| 28. | SMSM | Rp. 714,935,000,000 | Rp. 2,220,108,000,000 | 0.17 |
| 29. | STTP | Rp. 1,006,244,781,146 | Rp. 1,919,568,037,170 | 0.60 |
| 30. | TOTO | Rp. 875,127,024,145 | Rp. 2,439,540,859,205 | 0.22 |
| 31. | TRST | Rp. 2,101,159,762,436 | Rp. 3,357,359,499,954 | 0.43 |
| 32. | TSPC | Rp. 1,616,562,460,878 | Rp. 6,284,729,099,203 | 0.71 |
| 33. | ULTJ | Rp. 1,160,712,905,883 | Rp. 3,539,995,910,248 | 0.53 |

LAMPIRAN 38

Hasil Perhitungan Struktur Aktiva

Perusahaan Manufaktur Nasional

Tahun 2016

| No. | Kode | <i>Fix Asset</i> | <i>Total Asset</i> | SA |
|-----|------|------------------------|------------------------|------|
| 1. | AKPI | Rp. 1,622,384,162,000 | Rp. 2,615,909,190,000 | 0.49 |
| 2. | ALDO | Rp. 111,122,445,703 | Rp. 410,330,576,602 | 0.64 |
| 3. | ALKA | Rp. 24,056,278,000 | Rp. 136,618,855,000 | 0.17 |
| 4. | APLI | Rp. 274,228,874,906 | Rp. 382,461,777,452 | 0.26 |
| 5. | BUDI | Rp. 1,771,780,000,000 | Rp. 2,931,807,000,000 | 0.31 |
| 6. | CPIN | Rp. 11,233,847,000,000 | Rp. 24,204,994,000,000 | 0.49 |
| 7. | DPNS | Rp. 11,927,709,719 | Rp. 296,129,565,784 | 0.37 |
| 8. | EKAD | Rp. 354,771,515,162 | Rp. 702,508,630,708 | 0.30 |
| 9. | GGRM | Rp. 20,498,950,000,000 | Rp. 62,951,634,000,000 | 0.30 |
| 10. | HMSP | Rp. 6,988,232,000,000 | Rp. 42,508,277,000,000 | 0.38 |
| 11. | ICBP | Rp. 7,114,288,000,000 | Rp. 28,901,514,000,000 | 0.17 |
| 12. | IGAR | Rp. 70,591,030,568 | Rp. 439,465,673,296 | 0.56 |
| 13. | INAI | Rp. 240,067,780,723 | Rp. 1,339,032,413,455 | 0.31 |
| 14. | INCI | Rp. 128,538,899,975 | Rp. 269,351,381,344 | 0.43 |
| 15. | INDS | Rp. 1,361,197,258,506 | Rp. 2,477,272,502,538 | 0.71 |
| 16. | KAEF | Rp. 1,006,745,257,089 | Rp. 4,612,562,541,064 | 0.57 |
| 17. | KBLM | Rp. 244,138,597,497 | Rp. 639,097,366,917 | 0.18 |
| 18. | KDSI | Rp. 387,738,747,365 | Rp. 1,142,273,020,550 | 0.49 |
| 19. | KLBF | Rp. 4,555,756,101,580 | Rp. 15,226,009,210,657 | 0.64 |
| 20. | MYOR | Rp. 3,859,420,029,792 | Rp. 12,922,421,859,142 | 0.17 |
| 21. | NIPS | Rp. 681,451,421,000 | Rp. 1,777,956,390,000 | 0.26 |
| 22. | PYFA | Rp. 79,954,782,788 | Rp. 167,062,795,608 | 0.31 |
| 23. | RICY | Rp. 332,510,848,915 | Rp. 1,288,683,925,066 | 0.49 |
| 24. | ROTI | Rp. 1,842,722,492,525 | Rp. 2,919,640,858,718 | 0.37 |
| 25. | SCCO | Rp. 322,517,672,904 | Rp. 2,449,935,491,586 | 0.30 |
| 26. | SKLT | Rp. 299,674,475,232 | Rp. 568,239,939,951 | 0.30 |
| 27. | SMGR | Rp. 30,846,750,207,000 | Rp. 44,226,895,982,000 | 0.38 |
| 28. | SMSM | Rp. 658,258,000,000 | Rp. 2,254,740,000,000 | 0.17 |
| 29. | STTP | Rp. 1,107,152,196,056 | Rp. 2,337,207,195,055 | 0.56 |
| 30. | TOTO | Rp. 881,751,585,677 | Rp. 2,581,440,938,262 | 0.31 |
| 31. | TRST | Rp. 2,025,462,701,661 | Rp. 3,290,596,224,286 | 0.43 |
| 32. | TSPC | Rp. 1,806,744,212,981 | Rp. 6,585,807,349,438 | 0.71 |
| 33. | ULTJ | Rp. 1,042,072,000,000 | Rp. 4,239,200,000,000 | 0.57 |

LAMPIRAN 39

Hasil Perhitungan Struktur Aktiva

Perusahaan Manufaktur Nasional

Tahun 2017

| No. | Kode | <i>Fix Asset</i> | <i>Total Asset</i> | SA |
|-----|------|------------------------|------------------------|------|
| 1. | AKPI | Rp. 1,588,222,494,000 | Rp. 2,745,325,833,000 | 0.57 |
| 2. | ALDO | Rp. 147,610,455,698 | Rp. 498,701,656,995 | 0.65 |
| 3. | ALKA | Rp. 22,603,493,000 | Rp. 305,208,703,000 | 0.16 |
| 4. | APLI | Rp. 261,132,927,270 | Rp. 398,698,779,619 | 0.24 |
| 5. | BUDI | Rp. 1,863,833,000,000 | Rp. 2,939,456,000,000 | 0.34 |
| 6. | CPIN | Rp. 11,009,361,000,000 | Rp. 24,522,593,000,000 | 0.52 |
| 7. | DPNS | Rp. 11,011,716,195 | Rp. 308,491,173,960 | 0.40 |
| 8. | EKAD | Rp. 364,850,961,596 | Rp. 796,767,646,172 | 0.35 |
| 9. | GGRM | Rp. 21,408,575,000,000 | Rp. 66,759,930,000,000 | 0.32 |
| 10. | HMSP | Rp. 6,890,750,000,000 | Rp. 43,141,063,000,000 | 0.35 |
| 11. | ICBP | Rp. 8,120,254,000,000 | Rp. 31,619,514,000,000 | 0.21 |
| 12. | IGAR | Rp. 86,389,049,320 | Rp. 513,022,591,574 | 0.54 |
| 13. | INAI | Rp. 226,998,517,718 | Rp. 1,213,916,545,120 | 0.32 |
| 14. | INCI | Rp. 135,918,981,861 | Rp. 303,788,390,330 | 0.41 |
| 15. | INDS | Rp. 1,238,823,067,843 | Rp. 2,434,617,337,849 | 0.67 |
| 16. | KAEF | Rp. 1,687,785,385,991 | Rp. 6,096,148,972,533 | 0.55 |
| 17. | KBLM | Rp. 682,650,826,458 | Rp. 1,235,198,847,468 | 0.14 |
| 18. | KDSI | Rp. 440,422,767,236 | Rp. 1,328,291,727,616 | 0.57 |
| 19. | KLBF | Rp. 5,342,659,713,054 | Rp. 16,616,239,416,335 | 0.65 |
| 20. | MYOR | Rp. 3,988,757,428,380 | Rp. 14,915,849,800,251 | 0.16 |
| 21. | NIPS | Rp. 685,961,944,000 | Rp. 1,900,351,922,000 | 0.24 |
| 22. | PYFA | Rp. 75,929,987,318 | Rp. 159,563,931,041 | 0.34 |
| 23. | RICY | Rp. 323,156,365,786 | Rp. 1,374,444,788,282 | 0.52 |
| 24. | ROTI | Rp. 1,993,663,314,016 | Rp. 4,559,573,709,411 | 0.40 |
| 25. | SCCO | Rp. 1,687,349,407,527 | Rp. 4,014,244,589,706 | 0.35 |
| 26. | SKLT | Rp. 311,810,228,981 | Rp. 636,284,210,210 | 0.32 |
| 27. | SMGR | Rp. 32,523,309,598,000 | Rp. 48,963,502,966,000 | 0.35 |
| 28. | SMSM | Rp. 683,803,000,000 | Rp. 2,443,341,000,000 | 0.21 |
| 29. | STTP | Rp. 1,125,768,977,479 | Rp. 2,342,432,443,196 | 0.54 |
| 30. | TOTO | Rp. 806,391,112,949 | Rp. 2,826,490,815,501 | 0.32 |
| 31. | TRST | Rp. 1,992,196,958,293 | Rp. 3,332,905,936,010 | 0.41 |
| 32. | TSPC | Rp. 1,984,179,208,981 | Rp. 7,434,900,309,021 | 0.67 |
| 33. | ULTJ | Rp. 1,336,398,000,000 | Rp. 5,186,940,000,000 | 0.55 |

LAMPIRAN 40

Hasil Statistik Deskriptif
Perusahaan Manufaktur Multinasional

| Descriptive Statistics | | | | | |
|-------------------------------|----|---------|-----------|-----------|----------------|
| | N | Minimum | Maximum | Mean | Std. Deviation |
| SIZE | 51 | 25,6195 | 33,3202 | 28,994052 | 1,9736868 |
| GROWTH | 51 | -,9989 | 1116,7430 | 22,987397 | 156,3575021 |
| ROA | 51 | ,0002 | ,5267 | ,118135 | ,1183138 |
| CR | 51 | ,5842 | 8,0889 | 2,501121 | 1,6323416 |
| SA | 51 | ,1449 | ,7108 | ,381864 | ,1618466 |
| DER | 51 | ,0384 | 2,6546 | ,828025 | ,6432117 |
| Valid N (listwise) | 51 | | | | |

Hasil Statistik Deskriptif
Perusahaan Manufaktur Nasional

| Descriptive Statistics | | | | | |
|-------------------------------|----|---------|---------|---------------|----------------|
| | N | Minimum | Maximum | Mean | Std. Deviation |
| SIZE | 99 | 25,6405 | 31,8321 | 28,48926 1 | 1,6408096 |
| GROWTH | 99 | -,3911 | 10,7223 | ,189283 | 1,0797066 |
| ROA | 99 | ,0008 | ,3002 | ,077166 | ,0642397 |
| CR | 99 | ,1930 | 15,1646 | 2,704383 | 2,4284893 |
| SA | 99 | ,0357 | ,7170 | ,368867 | ,1681440 |
| DER | 99 | ,1006 | 33,7547 | 1,407484 | 3,7830505 |
| Valid N (listwise) | 99 | | | | |

LAMPIRAN 41

Hasil Uji Normalitas
Perusahaan Manufaktur Multinasional

One-Sample Kolmogorov-Smirnov Test

| | | unstandardized_r esidual |
|--------------------------------|----------------|-----------------------------|
| N | | 51 |
| Normal Parameters ^a | Mean | .00 |
| | Std. Deviation | .394 |
| Most Extreme Differences | Absolute | .154 |
| | Positive | .154 |
| | Negative | -.123 |
| Kolmogorov-Smirnov Z | | 1.101 |
| Asymp. Sig. (2-tailed) | | .177 |

a. Test distribution is Normal.

LAMPIRAN 42

Hasil Uji Normalitas
Perusahaan Manufaktur Nasional

One-Sample Kolmogorov-Smirnov Test

| | | unstandardized_re sidual1 |
|--------------------------------|----------------|------------------------------|
| N | | 99 |
| Normal Parameters ^a | Mean | .00 |
| | Std. Deviation | .632 |
| Most Extreme Differences | Absolute | .127 |
| | Positive | .127 |
| | Negative | -.072 |
| Kolmogorov-Smirnov Z | | 1.267 |
| Asymp. Sig. (2-tailed) | | .081 |

a. Test distribution is Normal.

LAMPIRAN 43

Hasil Uji Multikolinieritas
Perusahaan Manufaktur Multinasional

| Coefficients ^a | | | | | | | | |
|---------------------------|------------|----------------|------------|--------------|--------|------|-------------------------|-------|
| Model | | Unstandardized | | Standardized | t | Sig. | Collinearity Statistics | |
| | | Coefficients | | Coefficients | | | Tolerance | VIF |
| | | B | Std. Error | Beta | | | | |
| 1 | (Constant) | ,911 | ,976 | | ,933 | ,356 | | |
| | SIZE | ,017 | ,031 | ,052 | ,542 | ,591 | ,905 | 1,105 |
| | GROWTH | ,000 | ,000 | -,101 | -1,072 | ,290 | ,947 | 1,056 |
| | ROA | 1,970 | ,515 | ,362 | 3,828 | ,000 | ,932 | 1,073 |
| | CR | -,261 | ,039 | -,662 | -6,746 | ,000 | ,868 | 1,152 |
| | SA | -,381 | ,398 | -,096 | -,958 | ,343 | ,833 | 1,200 |

a. Dependent Variable: DER

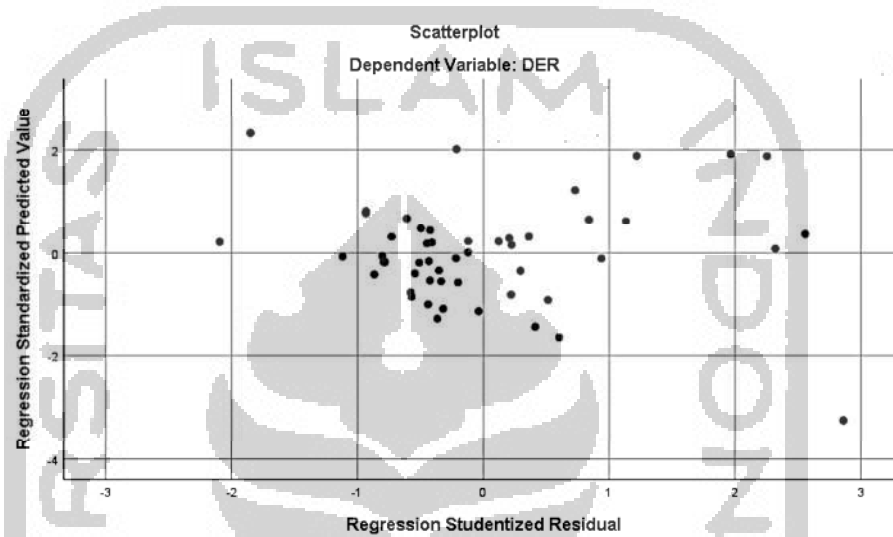
Hasil Uji Multikolinieritas
Perusahaan Manufaktur Nasional

| Coefficients ^a | | | | | | | | |
|---------------------------|------------|----------------|------------|--------------|--------|------|-------------------------|-------|
| Model | | Unstandardized | | Standardized | t | Sig. | Collinearity Statistics | |
| | | Coefficients | | Coefficients | | | Tolerance | VIF |
| | | B | Std. Error | Beta | | | | |
| 1 | (Constant) | ,566 | 1,357 | | ,417 | ,677 | | |
| | SIZE | ,039 | ,049 | ,064 | ,804 | ,423 | ,663 | 1,508 |
| | GROWTH | ,026 | ,061 | ,028 | ,422 | ,674 | ,975 | 1,025 |
| | ROA | -5,724 | 1,339 | -,361 | -4,275 | ,000 | ,580 | 1,724 |
| | CR | -,296 | ,032 | -,706 | -9,381 | ,000 | ,732 | 1,366 |
| | SA | -2,294 | ,447 | -,379 | -5,130 | ,000 | ,759 | 1,317 |

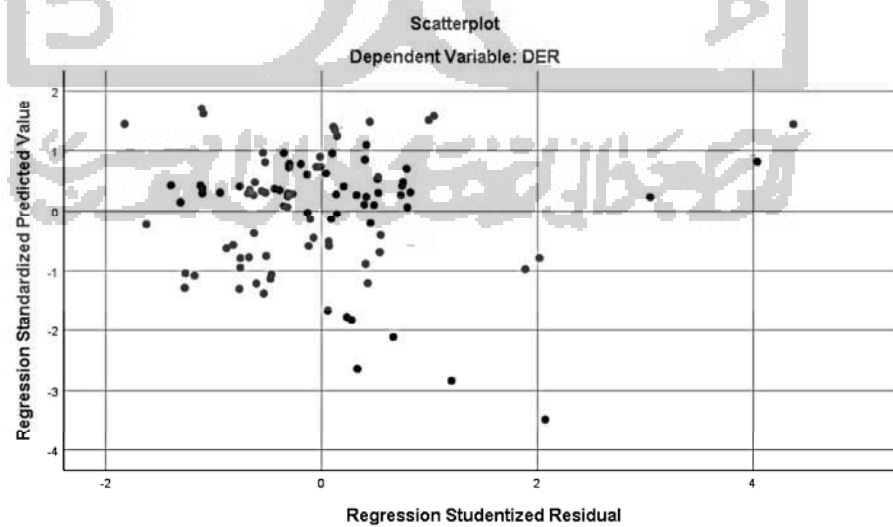
a. Dependent Variable: DER

LAMPIRAN 44

Hasil Uji Heteroskedastisitas
Perusahaan Manufaktur Multinasional



Hasil Uji Heteroskedastisitas
Perusahaan Manufaktur Nasional



LAMPIRAN 45

Hasil Uji Regresi Linier Berganda
Perusahaan Manufaktur Multinasional

| Coefficients ^a | | | | | | | | |
|---------------------------|------------|-----------------------------|------------|---------------------------|--------|------|-------------------------|-------|
| Model | | Unstandardized Coefficients | | Standardized Coefficients | t | Sig. | Collinearity Statistics | |
| | | B | Std. Error | Beta | | | Tolerance | VIF |
| 1 | (Constant) | ,911 | ,976 | | ,933 | ,356 | | |
| | SIZE | ,017 | ,031 | ,052 | ,542 | ,591 | ,905 | 1,105 |
| | GROWTH | ,000 | ,000 | -,101 | -1,072 | ,290 | ,947 | 1,056 |
| | ROA | 1,970 | ,515 | ,362 | 3,828 | ,000 | ,932 | 1,073 |
| | CR | -,261 | ,039 | -,662 | -6,746 | ,000 | ,868 | 1,152 |
| | SA | -,381 | ,398 | -,096 | -,958 | ,343 | ,833 | 1,200 |

a. Dependent Variable: DER

Hasil Uji Regresi Linier Berganda
Perusahaan Manufaktur Nasional

| Coefficients ^a | | | | | | | | |
|---------------------------|------------|-----------------------------|------------|---------------------------|--------|------|-------------------------|-------|
| Model | | Unstandardized Coefficients | | Standardized Coefficients | t | Sig. | Collinearity Statistics | |
| | | B | Std. Error | Beta | | | Tolerance | VIF |
| 1 | (Constant) | ,566 | 1,357 | | ,417 | ,677 | | |
| | SIZE | ,039 | ,049 | ,064 | ,804 | ,423 | ,663 | 1,508 |
| | GROWTH | ,026 | ,061 | ,028 | ,422 | ,674 | ,975 | 1,025 |
| | ROA | -5,724 | 1,339 | -,361 | -4,275 | ,000 | ,580 | 1,724 |
| | CR | -,296 | ,032 | -,706 | -9,381 | ,000 | ,732 | 1,366 |
| | SA | -2,294 | ,447 | -,379 | -5,130 | ,000 | ,759 | 1,317 |

a. Dependent Variable: DER

LAMPIRAN 46

Hasil Uji Independent T

| | | Levene's Test for Equality of Variances | | | | |
|--------|-----------------------------|---|------|--------|---------|---------------------|
| | | F | Sig. | t | df | Sig. (2- tailed) |
| SIZE | Equal variances assumed | 4,280 | ,040 | 1,664 | 148 | ,098 |
| | Equal variances not assumed | | | 1,568 | 86,357 | ,120 |
| GROWTH | Equal variances assumed | 8,401 | ,004 | 1,455 | 148 | ,148 |
| | Equal variances not assumed | | | 1,041 | 50,002 | ,303 |
| ROA | Equal variances assumed | 13,495 | ,000 | 2,752 | 148 | ,007 |
| | Equal variances not assumed | | | 2,304 | 65,569 | ,024 |
| CR | Equal variances assumed | ,956 | ,330 | -,538 | 148 | ,591 |
| | Equal variances not assumed | | | -,608 | 137,693 | ,544 |
| SA | Equal variances assumed | ,211 | ,647 | ,454 | 148 | ,650 |
| | Equal variances not assumed | | | ,460 | 104,566 | ,647 |
| DER | Equal variances assumed | 2,592 | ,110 | -1,084 | 148 | ,280 |
| | Equal variances not assumed | | | -1,483 | 108,637 | ,141 |