

LAMPIRAN 3.**Lampiran 3. Dokumentasi Penelitian**

Gambar 1. Proses perendaman
(maserasi)




Gambar 2. Proses Grinder atau
penyerbukkan




Gambar 3. Rotary Evaporator



Gambar 4. Proses penyaringan




Gambar 5. Hasil Fraksi



Gambar 6. Sediaan stok



Gambar 7. Proses Dekal



Gambar 8. Kaki tikus diberi formalin



Gambar 9. Alat Dehidrasi



Gambar 10. Alat Parafinisasi



Gambar 11. Alat Pemotongan Blok