

# LAMPIRAN

لَا إِلَهَ إِلَّا اللَّهُ مُحَمَّدٌ رَسُوْلُهُ

### Lampiran 1 DATA PERUSAHAAN

No	Kode Saham	Nama
1	AKKU	Alam Karya Unggul Tbk
2	ALKA	Alaska Industrindo Tbk
3	ALMI	Alumindo Light Metal Industry Tbk
4	BIMA	Bintang Kharisma Tbk
5	BRNA	Berlina Tbk
6	ETWA	Eterindo Wahanatama Tbk
7	FASW	Fajar Surya Wisesa Tbk
8	GDST	Gunawam Dianjaya Tbk
9	IMAS	Indomobil Sukses International Tbk
10	KBRI	Kertas Basuki Rahmat Indonesia Tbk
11	KIAS	Kerangka Indonesia Asosiasi Tbk
12	LMPI	Langgeng Makmur Industry Tbk
13	LPIN	Multi Prima Sejahtera Tbk
14	MAIN	Malindo Feedmail Tbk
15	MBTO	Martina Berto Tbk
16	MYTX	Apac Citra Centertex Tbk
17	PRAS	Prima alloy steel Universal Tbk
18	PSDN	Prashida Anekaa Niaga Tbk
19	RMBA	Bentoel Investama Tbk
20	SCPI	Schering Plough Indonesia Tbk
21	SIAP	Sekawan Intipratama
22	SIPD	Siearad Produce Tbk
23	SMCB	Semen Cibinong Tbk
24	SMSM	Selamat Sempurna Tbk
25	SPMA	Suparma Tbk
26	SSTM	Sunson Textile Manufacturer Tbk

## Lampiran 2 DATA WORKING CAPITAL

KODE	WORKING CAPITAL				
	2013	2014	2015	2016	2017
AKKU	-6.343.701.260	32.930.859.699	5.001.456.969	422.551.732.968	266.043.697.606
ALKA	46.757.472.000	46.304.599.000	1.043.644.000	-5.148.169.000	63.641.823.000
ALMI	107.964.788.543	58.425.852.418	-149.889.526.170	-242.537.962.744	-46.485.697.259
BIMA	-85.053.889.046	-7.145.547.687	-6.253.977.442	-10.138.795.002	-11.795.424.416
BRNA	-105.917.546.000	25.910.460.000	72.232.738.000	217.038.975.000	64.724.690.000
ETWA	26.914.761.438	-340.301.459.897	-161.720.612.390	-87.561.429.020	-263.164.810.310
FASW	549.659.948.723	-43.029.949.988	109.044.061.102	151.418.680.751	-969.063.225.024
GDST	576.142.589.238	187.672.133.633	73.679.129.097	90.624.607.136	59.386.310.823
IMAS	917.400.582.236	372.114.662.158	-843.256.740.409	-954.995.867.144	-2.558.109.825.435
KBRI	21.663.661.817	56.553.225.245	-77.066.526.634	-284.323.442.232	-210.838.530.285
KIAS	600.200.047.283	652.109.543.209	465.592.000.000	353.813.271.682	357.706.419.940
LMPI	72.892.259.581	88.173.068.406	91.182.532.189	184.225.063.749	211.768.317.674
LPIN	70.249.471.631	45.643.144.793	-37.979.704.953	-75.108.891.453	107.835.498.219
MAIN	10.509.456.000	132.787.862.000	507.125.952.000	396.021.460.000	-170.486.299.000
MBTO	340.076.177.403	329.937.909.120	318.243.074.486	317.477.456.457	268.136.225.035
MYTX	-557.346.761.793	-787.099.000.000	-935.788.000.000	-494.620.000.000	-879.079.000.000
PRAS	9.909.763.704	1.880.125.121	3.299.514.071	4.855.055.522	-27.864.182.760
PSDN	147.354.752.429	91.887.007.056	49.927.251.748	19.719.864.858	53.098.034.616
RMBA	839.178.000.000	10.475.000.000	4.147.473.000.000	5.082.758.000.000	4.317.219.000.000
SCPI	322.380.520.000	623.213.770.000	272.385.929.000	930.307.783.000	249.794.585.000
SIAP	-515.248.834	27.293.250.000	3.876.054.157	-23.426.455.323	-33.163.426.093
SIPD	178.631.234.047	517.289.560.462	98.626.778.087	422.781.808.769	95.861.000.000

<b>SMCB</b>	-1.176.999.000.000	-1.516.576.000.000	-1.375.667.000.000	-2.871.394.000.000	-2.457.792.000.000
<b>SMSM</b>	574.104.718.206	596.930.000.000	796.846.000.000	954.905.000.000	1.150.197.000.000
<b>SPMA</b>	91.545.684.367	495.830.920.506	-53.102.424.640	415.389.665.046	16.465.353.931
<b>SSTM</b>	99.244.270.283	66.273.263.497	45.658.906.536	74.181.663.497	129.126.275.892

KODE	TOTAL AKTIVA				
	2013	2014	2015	2016	2017
<b>AKKU</b>	45.208.352.407	90.674.071.077	7.648.193.813	1.070.169.294.420	1.117.019.087.846
<b>ALKA</b>	305.208.703.000	136.618.855.000	144.628.405.000	136.618.855.000	305.208.703.000
<b>ALMI</b>	2.752.078.229.707	3.212.438.981.224	2.189.037.586.057	2.153.030.503.531	2.376.281.796.928
<b>BIMA</b>	118.007.059.098	104.058.578.348	99.558.394.760	92.041.274.561	89.327.328.853
<b>BRNA</b>	1.125.132.715.000	1.334.085.916.000	1.820.783.911.000	2.088.696.909.000	1.964.877.082.000
<b>ETWA</b>	1.291.711.270.379	1.331.049.053.223	1.332.731.163.136	1.158.935.571.034	1.114.568.571.897
<b>FASW</b>	5.692.060.407.681	5.581.000.723.345	6.993.634.266.969	8.583.223.835.997	9.369.891.776.775
<b>GDST</b>	1.191.496.619.152	1.354.622.569.945	1.183.934.183.257	1.257.609.869.910	1.286.945.720.465
<b>IMAS</b>	22.315.022.507.630	23.471.397.834.920	24.860.957.839.497	25.633.342.258.679	31.375.311.299.854
<b>KBRI</b>	788.749.190.752	1.299.315.036.743	1.455.931.208.462	1.263.726.833.318	1.171.234.610.856
<b>KIAS</b>	2.270.904.910.518	2.352.542.603.065	2.083.770.000.000	1.859.669.927.962	1.767.603.505.697
<b>LMPI</b>	822.189.506.877	808.892.238.344	793.093.512.600	810.364.824.722	834.548.374.286
<b>LPIN</b>	196.390.816.224	185.595.748.325	324.054.785.283	477.838.306.256	268.116.498.330
<b>MAIN</b>	2.214.398.692.000	3.531.219.815.000	3.962.068.064.000	3.919.764.494.000	4.072.245.477.000
<b>MBTO</b>	611.769.745.328	619.383.082.066	648.899.377.240	709.959.168.088	780.669.761.787
<b>MYTX</b>	2.095.467.000.000	2.041.304.000.000	1.944.326.000.000	1.619.757.000.000	3.458.737.000.000
<b>PRAS</b>	795.630.254.208	1.286.827.899.805	1.531.742.052.164	1.596.466.547.662	1.542.243.721.302
<b>PSDN</b>	722.318.776.513	620.928.440.332	620.398.854.182	653.796.725.408	690.979.867.049

<b>RMBA</b>	9.232.016.000.000	10.250.546.000.000	12.667.314.000.000	13.470.943.000.000	14.083.598.000.000
<b>SCPI</b>	746.401.836.000	1.317.314.767.000	1.510.747.778.000	1.393.083.772.000	1.354.104.356.000
<b>SIAP</b>	272.597.818.158	4.979.635.925	277.982.362.215	228.709.028.216	227.225.262.812
<b>SIPD</b>	3.155.680.394.480	2.800.914.553.878	2.246.770.166.899	2.567.211.193.259	2.239.699.000.000
<b>SMCB</b>	14.894.990.000.000	17.195.352.000.000	17.321.565.000.000	19.763.133.000.000	19.626.403.000.000
<b>SMSM</b>	1.701.103.245.176	1.749.395.000.000	2.220.108.000.000	2.254.740.000.000	2.443.341.000.000
<b>SPMA</b>	1.767.105.818.949	2.091.957.078.669	2.185.464.365.772	2.158.852.415.950	2.175.660.855.144
<b>SSTM</b>	801.866.397.035	773.663.346.934	721.884.167.684	670.963.993.715	605.643.301.307



**Lampiran 3 DATA RETAINED EARNING**

KODE	RETAINED EARNING				
	2013	2014	2015	2016	2017
AKKU	-28.974.223.231	-34.918.555.384	-36.271.924.524	86.159.430.819	66.573.314.365
ALKA	-19.752.754.000	-17.089.759.000	-18.368.962.000	-17.853.074.000	-2.428.484.000
ALMI	337.082.708.535	300.287.691.009	244.200.484.654	138.949.727.108	142.433.542.647
BIMA	-246.967.966.045	-241.077.810.441	-241.849.184.426	-224.439.063.684	-208.643.411.652
BRNA	199.250.139.000	252.159.862.000	199.311.894.000	236.437.381.000	96.436.625.000
ETWA	444.289.444.836	300.909.089.359	75.030.658.605	6.387.760.740	-121.836.148.794
FASW	315.426.919.865	402.172.774.815	62.296.720.459	780.840.151.196	925.732.590.676
GDST	7.451.411.765	-6.484.883.212	-60.505.940.098	-28.801.383.080	-181.516.685.766
IMAS	2.131.983.908.013	1.951.251.887.215	1.877.947.192.981	1.560.901.491.123	1.437.448.357.265
KBRI	-2.449.610.118.110	-2.467.136.398.882	-2.621.719.973.990	-2.724.480.571.670	-2.850.184.733.290
KIAS	155.089.489.019	220.142.652.024	-64.893.514.284	-355.546.068.200	-443.768.802.927
LMPI	-106.838.640.882	-105.128.050.307	-101.232.033.804	-94.298.998.347	-125.439.556.521
LPIN	26.712.138.756	22.581.490.291	3.214.040.182	-47.664.084.441	144.313.609.012
MAIN	931.355.821.000	813.325.363.000	743.309.230.000	942.960.173.000	899.720.156.000
MBTO	128.454.987.515	131.380.135.847	112.027.323.968	118.324.002.894	90.949.514.135
MYTX	-1.235.327.266.565	-1.313.110.000.000	-1.428.274.000.000	-1.589.305.000.000	-1.724.055.000.000
PRAS	28.762.126.286	40.102.653.897	31.700.306.982	43.275.104.275	40.048.836.002
PSDN	16.430.560.423	-9.307.510.516	-57.875.580.641	-104.467.522.560	-83.329.513.914
RMBA	260.937.000.000	-2.017.781.000.000	-3.703.388.000.000	-5.785.930.000.000	6.311.627.000.000
SCPI	-48.703.670.000	-111.165.063.000	33.563.820.000	166.960.534.000	288.489.145.000
SIAP	7.835.828.792	12.433.931.000	-73.556.431.920	-95.698.878.941	-106.344.506.378
SIPD	115.441.431.692	117.222.120.044	-224.305.013.852	-211.256.232.925	-566.181.000.000

<b>SMCB</b>	2.376.529.000.000	23.782.120.000.000	2.228.859.000.000	-187.495.000.000	-293.094.000.000
<b>SMSM</b>	644.386.000.000	789.155.000.000	1.033.892.000.000	1.192.888.000.000	1.392.022.000.000
<b>SPMA</b>	158.145.265.053	206.747.986.452	155.414.060.107	232.500.379.043	325.004.245.619
<b>SSTM</b>	-91.639.862.282	-104.480.160.110	-116.870.769.863	-123.401.648.679	-147.111.482.423

KODE	TOTAL AKTIVA				
	2013	2014	2015	2016	2017
<b>AKKU</b>	45.208.352.407	90.674.071.077	7.648.193.813	1.070.169.294.420	1.117.019.087.846
<b>ALKA</b>	305.208.703.000	136.618.855.000	144.628.405.000	136.618.855.000	305.208.703.000
<b>ALMI</b>	2.752.078.229.707	3.212.438.981.224	2.189.037.586.057	2.153.030.503.531	2.376.281.796.928
<b>BIMA</b>	118.007.059.098	104.058.578.348	99.558.394.760	92.041.274.561	89.327.328.853
<b>BRNA</b>	1.125.132.715.000	1.334.085.916.000	1.820.783.911.000	2.088.696.909.000	1.964.877.082.000
<b>ETWA</b>	1.291.711.270.379	1.331.049.053.223	1.332.731.163.136	1.158.935.571.034	1.114.568.571.897
<b>FASW</b>	5.692.060.407.681	5.581.000.723.345	6.993.634.266.969	8.583.223.835.997	9.369.891.776.775
<b>GDST</b>	1.191.496.619.152	1.354.622.569.945	1.183.934.183.257	1.257.609.869.910	1.286.945.720.465
<b>IMAS</b>	22.315.022.507.630	23.471.397.834.920	24.860.957.839.497	25.633.342.258.679	31.375.311.299.854
<b>KBRI</b>	788.749.190.752	1.299.315.036.743	1.455.931.208.462	1.263.726.833.318	1.171.234.610.856
<b>KIAS</b>	2.270.904.910.518	2.352.542.603.065	2.083.770.000.000	1.859.669.927.962	1.767.603.505.697
<b>LMPI</b>	822.189.506.877	808.892.238.344	793.093.512.600	810.364.824.722	834.548.374.286
<b>LPIN</b>	196.390.816.224	185.595.748.325	324.054.785.283	477.838.306.256	268.116.498.330
<b>MAIN</b>	2.214.398.692.000	3.531.219.815.000	3.962.068.064.000	3.919.764.494.000	4.072.245.477.000
<b>MBTO</b>	611.769.745.328	619.383.082.066	648.899.377.240	709.959.168.088	780.669.761.787
<b>MYTX</b>	2.095.467.000.000	2.041.304.000.000	1.944.326.000.000	1.619.757.000.000	3.458.737.000.000
<b>PRAS</b>	795.630.254.208	1.286.827.899.805	1.531.742.052.164	1.596.466.547.662	1.542.243.721.302
<b>PSDN</b>	722.318.776.513	620.928.440.332	620.398.854.182	653.796.725.408	690.979.867.049

<b>RMBA</b>	9.232.016.000.000	10.250.546.000.000	12.667.314.000.000	13.470.943.000.000	14.083.598.000.000
<b>SCPI</b>	746.401.836.000	1.317.314.767.000	1.510.747.778.000	1.393.083.772.000	1.354.104.356.000
<b>SIAP</b>	272.597.818.158	4.979.635.925	277.982.362.215	228.709.028.216	227.225.262.812
<b>SIPD</b>	3.155.680.394.480	2.800.914.553.878	2.246.770.166.899	2.567.211.193.259	2.239.699.000.000
<b>SMCB</b>	14.894.990.000.000	17.195.352.000.000	17.321.565.000.000	19.763.133.000.000	19.626.403.000.000
<b>SMSM</b>	1.701.103.245.176	1.749.395.000.000	2.220.108.000.000	2.254.740.000.000	2.443.341.000.000
<b>SPMA</b>	1.767.105.818.949	2.091.957.078.669	2.185.464.365.772	2.158.852.415.950	2.175.660.855.144
<b>SSTM</b>	801.866.397.035	773.663.346.934	721.884.167.684	670.963.993.715	605.643.301.307





#### Lampiran 4 DATA EBIT DAN TOTAL AKTIVA

KODE	EBIT				
	2013	2014	2015	2016	2017
AKKU	967.048.546	-6.245.558.830	-1.560.669.694	20.873.423.728	-18.833.799.966
ALKA	-577.200.000	3.934.443.000	416.384.000	276.648.000	16.063.389.000
ALMI	22.939.050.450	1.634.820.237	-73.877.448.238	-91.041.353.107	4.716.551.594
BIMA	-21.513.354.790	13.252.206.563	395.219.933	29.869.197.190	10.901.810.252
BRNA	-81.321.127	74.267.515	-2.427.389	20.458.245	-224.189.380
ETWA	31.386.452.889	-169.218.068.841	-216.140.724.884	-91.532.530.235	-140.504.684.121
FASW	-329.409.730.462	126.443.720.961	-402.946.517.062	826.729.617.029	824.530.694.900
GDST	121.585.402.332	-18.918.134.245	-73.346.098.878	45.514.137.913	21.905.675.755
IMAS	595.522.228.749	18.888.760.812	203.042.152.540	-226.767.299.622	148.460.616.030
KBRI	-25.460.181.727	-17.846.695.005	-132.325.515.707	-83.466.205.183	-105.059.092.031
KIAS	106.706.006.595	118.732.268.918	-165.927.480.293	-182.239.000.000	-94.710.676.180
LMPI	-14.019.452.357	3.002.947.069	6.873.689.802	11.184.077.925	-35.598.578.079
LPIN	12.896.434.470	-2.538.617.709	-18.699.419.952	-86.192.120.269	195.149.603.918
MAIN	310.887.695.000	-108.294.268.000	-72.133.569.000	301.615.942.000	4.359.212.000
MBTO	23.006.208.262	5.699.438.368	-16.833.220.866	11.781.230.371	-31.658.218.720
MYTX	-22.622.944.632	-190.105.000.000	-333.141.000.000	-397.809.000.000	-309.809.000.000
PRAS	15.808.091.138	15.014.756.768	8.469.139.366	3.969.936.660	4.006.380.783
PSDN	26.154.608.917	-18.967.883.663	-33.036.176.490	-10.119.561.066	53.668.563.773
RMBA	-1.314.950.000.000	-1.745.763.000.000	-1.938.552.000.000	-1.391.369.000.000	-400.127.000.000
SCPI	-6.370.864.000	-70.759.509.000	198.370.446.000	223.074.487.000	180.641.570.000
SIAP	-7.487.671.961	2.716.164.000	-34.952.736.526	-24.982.843.235	-11.548.784.583
SIPD	11.269.860.848	24.584.782.827	-443.589.482.182	8.516.631.209	237.482.000.000

SMCB	1.336.548.000.000	1.007.397.000.000	350.418.000.000	-172.032.000.000	-690.455.000.000
SMSM	458.595.417.885	541.150.000.000	583.717.000.000	658.208.000.000	720.638.000.000
SPMA	-31.506.008.573	65.301.275.250	-56.815.848.122	111.358.495.242	121.308.934.629
SSTM	-16.784.886.997	-16.687.011.684	-13.509.341.788	-18.713.585.127	-31.048.829.703

KODE	TOTAL AKTIVA				
	2013	2014	2015	2016	2017
AKKU	45.208.352.407	90.674.071.077	7.648.193.813	1.070.169.294.420	1.117.019.087.846
ALKA	305.208.703.000	136.618.855.000	144.628.405.000	136.618.855.000	305.208.703.000
ALMI	2.752.078.229.707	3.212.438.981.224	2.189.037.586.057	2.153.030.503.531	2.376.281.796.928
BIMA	118.007.059.098	104.058.578.348	99.558.394.760	92.041.274.561	89.327.328.853
BRNA	1.125.132.715.000	1.334.085.916.000	1.820.783.911.000	2.088.696.909.000	1.964.877.082.000
ETWA	1.291.711.270.379	1.331.049.053.223	1.332.731.163.136	1.158.935.571.034	1.114.568.571.897
FASW	5.692.060.407.681	5.581.000.723.345	6.993.634.266.969	8.583.223.835.997	9.369.891.776.775
GDST	1.191.496.619.152	1.354.622.569.945	1.183.934.183.257	1.257.609.869.910	1.286.945.720.465
IMAS	22.315.022.507.630	23.471.397.834.920	24.860.957.839.497	25.633.342.258.679	31.375.311.299.854
KBRI	788.749.190.752	1.299.315.036.743	1.455.931.208.462	1.263.726.833.318	1.171.234.610.856
KIAS	2.270.904.910.518	2.352.542.603.065	2.083.770.000.000	1.859.669.927.962	1.767.603.505.697
LMPI	822.189.506.877	808.892.238.344	793.093.512.600	810.364.824.722	834.548.374.286
LPIN	196.390.816.224	185.595.748.325	324.054.785.283	477.838.306.256	268.116.498.330
MAIN	2.214.398.692.000	3.531.219.815.000	3.962.068.064.000	3.919.764.494.000	4.072.245.477.000
MBTO	611.769.745.328	619.383.082.066	648.899.377.240	709.959.168.088	780.669.761.787
MYTX	2.095.467.000.000	2.041.304.000.000	1.944.326.000.000	1.619.757.000.000	3.458.737.000.000
PRAS	795.630.254.208	1.286.827.899.805	1.531.742.052.164	1.596.466.547.662	1.542.243.721.302

PSDN	722.318.776.513	620.928.440.332	620.398.854.182	653.796.725.408	690.979.867.049
RMBA	9.232.016.000.000	10.250.546.000.000	12.667.314.000.000	13.470.943.000.000	14.083.598.000.000
SCPI	746.401.836.000	1.317.314.767.000	1.510.747.778.000	1.393.083.772.000	1.354.104.356.000
SIAP	272.597.818.158	4.979.635.925	277.982.362.215	228.709.028.216	227.225.262.812
SIPD	3.155.680.394.480	2.800.914.553.878	2.246.770.166.899	2.567.211.193.259	2.239.699.000.000
SMCB	14.894.990.000.000	17.195.352.000.000	17.321.565.000.000	19.763.133.000.000	19.626.403.000.000
SMSM	1.701.103.245.176	1.749.395.000.000	2.220.108.000.000	2.254.740.000.000	2.443.341.000.000
SPMA	1.767.105.818.949	2.091.957.078.669	2.185.464.365.772	2.158.852.415.950	2.175.660.855.144
SSTM	801.866.397.035	773.663.346.934	721.884.167.684	670.963.993.715	605.643.301.307



**Lampiran 5 DATA SAHAM DAN TOTAL HUTANG**

KODE	SAHAM				
	2013	2014	2015	2016	2017
AKKU	23.000.000.000	25.300.000.000	25.300.000.000	644.946.363.600	644.946.363.600
ALKA	73.503.957.000	73.503.957.000	73.503.957.000	73.503.957.000	73.503.957.000
ALMI	154.000.000.000	154.000.000.000	154.000.000.000	154.000.000.000	154.000.000.000
BIMA	43.000.000.000	43.000.000.000	43.000.000.000	43.000.000.000	43.000.000.000
BRNA	34.500.000.000	34.500.000.000	37.950.000.000	48.955.500.000	48.955.500.000
ETWA	387.318.800.000	387.318.800.000	387.318.800.000	387.318.800.000	387.318.800.000
FASW	1.238.944.393.500	1.238.944.393.500	1.238.944.393.500	1.238.944.393.500	1.238.944.393.500
GDST	820.000.000.000	820.000.000.000	820.000.000.000	820.000.000.000	820.000.000.000
IMAS	691.319.603.000	691.319.603.000	691.319.603.000	691.319.603.000	691.319.603.000
KBRI	868.799.573.400	868.799.573.400	868.799.573.400	868.799.573.400	868.799.573.400
KIAS	1.522.930.500.000	1.522.930.500.000	1.522.930.500.000	1.522.930.500.000	1.522.930.500.000
LMPI	504.258.834.500	504.258.834.500	504.258.834.500	504.258.834.500	504.258.834.500
LPIN	10.625.000.000	10.625.000.000	10.625.000.000	10.625.000.000	10.625.000.000
MAIN	33.900.000.000	35.820.000.000	44.775.000.000	44.775.000.000	44.775.000.000
MBTO	107.000.000.000	107.000.000.000	107.000.000.000	107.000.000.000	107.000.000.000
MYTX	767.666.577.000	767.667.000.000	767.667.000.000	767.667.000.000	767.667.000.000
PRAS	70.104.347.800	70.104.347.800	70.104.347.800	70.104.347.800	70.104.347.800
PSDN	252.000.000.000	252.000.000.000	252.000.000.000	252.000.000.000	252.000.000.000
RMBA	362.000.000.000	362.000.000.000	362.000.000.000	1.820.056.812.500	1.820.056.812.500
SCPI	3.600.000.000	3.600.000.000	3.600.000.000	3.600.000.000	3.600.000.000
SIAP	60.000.000.000	2.400.000.000.000	2.400.000.000.000	2.400.000.000.000	2.400.000.000.000
SIPD	1.152.627.869.455	1.152.627.869.455	1.152.628.065.000	1.552.620.000.000	1.552.620.000.000

<b>SMCB</b>	3.831.450.000.000	3.831.450.000.000	3.831.450.000.000	3.831.450.000.000	3.831.450.000.000
<b>SMSM</b>	143.966.886.000	143.967.000.000	143.967.000.000	143.967.000.000	143.967.000.000
<b>SPMA</b>	596.818.663.200	596.818.663.200	596.818.663.200	845.828.383.200	845.828.383.200
<b>SSTM</b>	292.727.295.250	292.727.295.250	292.727.295.250	292.727.295.250	292.727.295.250

KODE	TOTAL HUTANG				
	2013	2014	2015	2016	2017
<b>AKKU</b>	42.758.443.320	86.809.201.934	5.056.759.968	290.207.521.860	356.837.577.498
<b>ALKA</b>	182.253.663.000	181.643.493.000	82.596.104.000	75.514.424.000	226.717.826.000
<b>ALMI</b>	2.094.736.673.254	2.571.403.202.989	1.623.926.585.475	1.749.336.161.470	1.997.411.244.539
<b>BIMA</b>	321.975.025.143	297.977.547.605	301.570.909.687	189.216.746.183	173.964.702.574
<b>BRNA</b>	801.251.536.000	967.711.101.000	992.869.623.000	1.060.343.634.000	1.111.847.645.000
<b>ETWA</b>	846.050.835.530	877.253.508.243	1.256.957.157.713	1.151.833.904.006	1.235.873.364.699
<b>FASW</b>	4.134.128.366.492	3.936.322.827.206	4.548.288.087.745	5.424.781.372.865	6.081.574.204.386
<b>GDST</b>	307.084.100.134	484.174.854.654	379.524.183.280	435.486.909.790	441.675.308.286
<b>IMAS</b>	15.655.152.396.933	16.744.375.200.010	18.163.865.982.392	18.923.523.905.726	22.094.058.955.142
<b>KBRI</b>	95.512.957.713	622.269.749.157	934.677.601.389	844.568.778.363	878.173.162.999
<b>KIAS</b>	223.804.349.608	235.745.579.997	317.492.000.000	339.639.855.817	340.873.208.857
<b>LMPI</b>	424.769.313.259	409.761.454.151	391.881.675.091	402.192.705.158	458.292.046.535
<b>LPIN</b>	52.980.206.367	46.315.786.933	207.564.071.081	462.243.285.867	36.654.665.747
<b>MAIN</b>	1.351.915.503.000	2.453.334.659.000	2.413.482.767.000	2.082.189.069.000	2.371.092.779.000
<b>MBTO</b>	160.451.280.610	165.633.948.162	214.685.781.274	269.032.270.377	367.927.139.244
<b>MYTX</b>	2.199.024.993.140	2.310.084.000.000	2.512.252.000.000	2.544.730.000.000	3.109.652.000.000
<b>PRAS</b>	389.182.140.905	601.006.310.349	811.177.918.367	903.464.665.102	865.838.417.894
<b>PSDN</b>	292.563.740.862	242.353.749.501	296.079.753.266	373.511.385.025	391.494.545.681

<b>RMBA</b>	8.350.151.000.000	11.647.399.000.000	15.816.071.000.000	4.029.576.000.000	5.159.928.000.000
<b>SCPI</b>	736.010.824.000	1.361.171.539.000	1.409.875.667.000	1.158.814.947.000	996.954.246.000
<b>SIAP</b>	172.583.639.412	221.617.172.000	253.767.988.281	229.729.846.283	238.682.416.098
<b>SIPD</b>	1.870.560.118.674	1.513.908.338.484	1.512.527.888.605	1.424.380.421.256	1.448.387.000.000
<b>SMCB</b>	6.122.043.000.000	8.436.760.000.000	8.871.708.000.000	11.702.538.000.000	12.429.452.000.000
<b>SMSM</b>	694.304.234.869	602.558.000.000	779.860.000.000	874.685.000.000	615.157.000.000
<b>SPMA</b>	1.011.571.248.744	1.287.357.023.670	1.390.005.205.106	11.047.296.887.831	980.123.282.608
<b>SSTM</b>	530.156.259.856	514.793.507.583	477.792.694.823	407.944.491.993	393.177.629.585



### Lampiran 6 DATA ASET DAN SALES

KODE	ASET				
	2013	2014	2015	2016	2017
AKKU	45.208.352.407	90.674.071.077	7.648.193.813	1.070.169.294.420	1.117.019.087.846
ALKA	305.208.703.000	136.618.855.000	144.628.405.000	136.618.855.000	305.208.703.000
ALMI	2.752.078.229.707	3.212.438.981.224	2.189.037.586.057	2.153.030.503.531	2.376.281.796.928
BIMA	118.007.059.098	104.058.578.348	99.558.394.760	92.041.274.561	89.327.328.853
BRNA	1.125.132.715.000	1.334.085.916.000	1.820.783.911.000	2.088.696.909.000	1.964.877.082.000
ETWA	1.291.711.270.379	1.331.049.053.223	1.332.731.163.136	1.158.935.571.034	1.114.568.571.897
FASW	5.692.060.407.681	5.581.000.723.345	6.993.634.266.969	8.583.223.835.997	9.369.891.776.775
GDST	1.191.496.619.152	1.354.622.569.945	1.183.934.183.257	1.257.609.869.910	1.286.945.720.465
IMAS	22.315.022.507.630	23.471.397.834.920	24.860.957.839.497	25.633.342.258.679	31.375.311.299.854
KBRI	788.749.190.752	1.299.315.036.743	1.455.931.208.462	1.263.726.833.318	1.171.234.610.856
KIAS	2.270.904.910.518	2.352.542.603.065	2.083.770.000.000	1.859.669.927.962	1.767.603.505.697
LMPI	822.189.506.877	808.892.238.344	793.093.512.600	810.364.824.722	834.548.374.286
LPIN	196.390.816.224	185.595.748.325	324.054.785.283	477.838.306.256	268.116.498.330
MAIN	2.214.398.692.000	3.531.219.815.000	3.962.068.064.000	3.919.764.494.000	4.072.245.477.000
MBTO	611.769.745.328	619.383.082.066	648.899.377.240	709.959.168.088	780.669.761.787
MYTX	2.095.467.000.000	2.041.304.000.000	1.944.326.000.000	1.619.757.000.000	3.458.737.000.000
PRAS	795.630.254.208	1.286.827.899.805	1.531.742.052.164	1.596.466.547.662	1.542.243.721.302
PSDN	722.318.776.513	620.928.440.332	620.398.854.182	653.796.725.408	690.979.867.049
RMBA	9.232.016.000.000	10.250.546.000.000	12.667.314.000.000	13.470.943.000.000	14.083.598.000.000
SCPI	746.401.836.000	1.317.314.767.000	1.510.747.778.000	1.393.083.772.000	1.354.104.356.000
SIAP	272.597.818.158	4.979.635.925	277.982.362.215	228.709.028.216	227.225.262.812
SIPD	3.155.680.394.480	2.800.914.553.878	2.246.770.166.899	2.567.211.193.259	2.239.699.000.000

SMCB	14.894.990.000.000	17.195.352.000.000	17.321.565.000.000	19.763.133.000.000	19.626.403.000.000
SMSM	1.701.103.245.176	1.749.395.000.000	2.220.108.000.000	2.254.740.000.000	2.443.341.000.000
SPMA	1.767.105.818.949	2.091.957.078.669	2.185.464.365.772	2.158.852.415.950	2.175.660.855.144
SSTM	801.866.397.035	773.663.346.934	721.884.167.684	670.963.993.715	605.643.301.307

KODE	SALES				
	2013	2014	2015	2016	2017
AKKU	6.319.113.328	4.261.435.256	5.285.277.438	101.375.300.385	17.132.008.657
ALKA	1.099.620.270.000	1.230.364.713.000	749.146.492.000	1.151.605.756.000	1.932.783.905.000
ALMI	2.871.313.447.075	3.336.087.554.837	3.333.329.653.540	2.461.800.368.336	3.484.905.171.484
BIMA	279.150.207.182	286.688.094.220	222.363.830.677	172.109.865.924	153.713.878.373
BRNA	960.999.965.000	1.258.841.240.000	1.278.353.442.000	1.364.849.405.000	1.310.440.496.000
ETWA	1.206.066.005.447	1.000.086.695.089	395.798.115.446	243.013.782.107	51.671.051.196
FASW	4.960.825.518.081	5.456.935.920.101	4.959.998.929.211	5.874.745.032.615	7.337.185.138.762
GDST	1.410.117.393.010	1.215.611.781.842	913.792.626.540	757.282.528.180	1.228.528.694.746
IMAS	20.094.736.395.135	19.458.165.173.088	18.099.979.783.215	15.049.532.331.662	15.359.437.288.255
KBRI	11.868.785.724	34.719.548.322	241.207.422.568	161.367.353.686	144.027.720.203
KIAS	910.845.835.792	893.976.979.994	800.392.000.000	863.714.584.966	810.064.124.425
LMPI	676.111.070.762	513.547.309.970	452.693.585.202	411.945.398.299	411.144.165.006
LPIN	77.231.127.337	70.155.464.867	77.790.171.689	141.746.864.032	102.949.173.758
MAIN	4.193.082.465.000	4.502.078.127.000	4.775.014.772.000	5.264.340.041.000	5.441.395.835.000
MBTO	641.284.586.295	671.398.849.823	694.782.752.351	685.443.920.925	731.577.343.628
MYTX	1.900.301.509.218	2.129.058.000.000	1.891.190.000.000	1.296.753.000.000	1.640.409.000.000
PRAS	316.174.631.298	445.664.542.004	469.645.085.526	366.709.612.329	348.471.154.143
PSDN	945.942.890.773	975.081.057.089	920.352.848.084	932.905.806.441	1.399.580.416.996



RMBA	12.273.615.000.000	14.091.156.000.000	16.814.352.000.000	19.228.981.000.000	20.258.870.000.000
SCPI	407.088.731.000	956.818.287.000	2.260.571.967.000	2.399.834.508.000	2.184.623.635.000
SIAP	245.690.436.569	336.909.371.000	243.495.193.479	24.836.291.703	920.847.295
SIPD	3.854.271.748.057	2.505.575.102.503	2.113.148.210.101	2.427.199.231.761	2.449.961.000.000
SMCB	9.686.262.000.000	10.528.723.000.000	9.239.022.000.000	9.458.403.000.000	9.382.120.000.000
SMSM	2.372.982.726.295	2.632.860.000.000	2.802.924.000.000	2.879.876.000.000	3.339.964.000.000
SPMA	1.395.838.227.179	1.550.810.295.608	1.621.516.334.166	1.932.435.078.255	2.093.137.904.266
SSTM	573.748.747.725	519.854.661.831	506.180.498.366	436.691.203.876	343.842.837.211



Lampiran 7 DATA Z-SCORE

KODE	Z1					Z2				
	2013	2014	2015	2016	2017	2013	2014	2015	2016	2017
AKKU	-0,1403	0,3632	0,6539	0,3948	0,2382	-0,6409	-0,3851	-4,7425	0,0805	0,0596
ALKA	0,1532	0,3389	0,0072	-0,0377	0,2085	-0,0647	-0,1251	-0,1270	-0,1307	-0,0080
ALMI	0,0392	0,0182	-0,0685	-0,1126	-0,0196	0,1225	0,0935	0,1116	0,0645	0,0599
BIMA	-0,7208	-0,0687	-0,0628	-0,1102	-0,1320	-2,0928	-2,3168	-2,4292	-2,4385	-2,3357
BRNA	-0,0941	0,0194	0,0397	0,1039	0,0329	0,1771	0,1890	0,1095	0,1132	0,0491
ETWA	0,0208	-0,2557	-0,1213	-0,0756	-0,2361	0,3440	0,2261	0,0563	0,0055	-0,1093
FASW	0,0966	-0,0077	0,0156	0,0176	-0,1034	0,0554	0,0721	0,0089	0,0910	0,0988
GDST	0,4835	0,1385	0,0622	0,0721	0,0461	0,0063	-0,0048	-0,0511	-0,0229	-0,1410
IMAS	0,0411	0,0159	-0,0339	-0,0373	-0,0815	0,0955	0,0831	0,0755	0,0609	0,0458
KBRI	0,0275	0,0435	-0,0529	-0,2250	-0,1800	-3,1057	-1,8988	-1,8007	-2,1559	-2,4335
KIAS	0,2643	0,2772	0,2234	0,1903	0,2024	0,0683	0,0936	-0,0311	-0,1912	-0,2511
LMPI	0,0887	0,1090	0,1150	0,2273	0,2538	-0,1299	-0,1300	-0,1276	-0,1164	-0,1503
LPIN	0,3577	0,2459	-0,1172	-0,1572	0,4022	0,1360	0,1217	0,0099	-0,0997	0,5382
MAIN	0,0047	0,0376	0,1280	0,1010	-0,0419	0,4206	0,2303	0,1876	0,2406	0,2209
MBTO	0,5559	0,5327	0,4904	0,4472	0,3435	0,2100	0,2121	0,1726	0,1667	0,1165
MYTX	-0,2660	-0,3856	-0,4813	-0,3054	-0,2542	-0,5895	-0,6433	-0,7346	-0,9812	-0,4985
PRAS	0,0125	0,0015	0,0022	0,0030	-0,0181	0,0362	0,0312	0,0207	0,0271	0,0260
PSDN	0,2040	0,1480	0,0805	0,0302	0,0768	-0,0227	-0,0150	-0,0933	-0,1598	-0,1206
RMBA	0,0909	0,0010	0,3274	0,3773	0,3065	-0,0283	-0,1968	-0,2924	-0,4295	0,4482
SCPI	0,4319	0,4731	0,1803	0,6678	0,1845	-0,0653	-0,0844	0,0222	0,1198	0,2130
SIAP	-0,0019	5,4810	0,0139	-0,1024	-0,1459	0,0287	2,4970	-0,2646	-0,4184	-0,4680
SIPD	0,0566	0,1847	0,0439	0,1647	0,0428	0,0366	0,0419	-0,0998	-0,0823	-0,2528

<b>SMCB</b>	-0,0790	-0,0882	-0,0794	-0,1453	-0,1252	0,1596	1,3831	0,1287	-0,0095	-0,0149
<b>SMSM</b>	0,3375	0,3412	0,3589	0,4235	0,4707	0,3788	0,4511	0,4657	0,5291	0,5697
<b>SPMA</b>	0,0518	0,2370	-0,0243	0,1924	0,0076	0,0895	0,0988	0,0711	0,1077	0,1494
<b>SSTM</b>	0,1238	0,0857	0,0632	0,1106	0,2132	-0,1143	-0,1350	-0,1619	-0,1839	-0,2429

KODE	Z3					Z4				
	2013	2014	2015	2016	2017	2013	2014	2015	2016	2017
<b>AKKU</b>	0,0214	-0,0689	-0,2041	0,0195	-0,0169	0,5379	0,2914	5,0032	2,2224	1,8074
<b>ALKA</b>	-0,0019	0,0288	0,0029	0,0020	0,0526	0,4033	0,4047	0,8899	0,9734	0,3242
<b>ALMI</b>	0,0083	0,0005	-0,0337	-0,0423	0,0020	0,0735	0,0599	0,0948	0,0880	0,0771
<b>BIMA</b>	-0,1823	0,1274	0,0040	0,3245	0,1220	0,1336	0,1443	0,1426	0,2273	0,2472
<b>BRNA</b>	-0,0001	0,0001	0,0000	0,0000	-0,0001	0,0431	0,0357	0,0382	0,0462	0,0440
<b>ETWA</b>	0,0243	-0,1271	-0,1622	-0,0790	-0,1261	0,4578	0,4415	0,3081	0,3363	0,3134
<b>FASW</b>	-0,0579	0,0227	-0,0576	0,0963	0,0880	0,2997	0,3147	0,2724	0,2284	0,2037
<b>GDST</b>	0,1020	-0,0140	-0,0620	0,0362	0,0170	2,6703	1,6936	2,1606	1,8829	1,8566
<b>IMAS</b>	0,0267	0,0008	0,0082	-0,0088	0,0047	0,0442	0,0413	0,0381	0,0365	0,0313
<b>KBRI</b>	-0,0323	-0,0137	-0,0909	-0,0660	-0,0897	9,0961	1,3962	0,9295	1,0287	0,9893
<b>KIAS</b>	0,0470	0,0505	-0,0796	-0,0980	-0,0536	6,8047	6,4601	4,7968	4,4840	4,4677
<b>LMPI</b>	-0,0171	0,0037	0,0087	0,0138	-0,0427	1,1871	1,2306	1,2868	1,2538	1,1003
<b>LPIN</b>	0,0657	-0,0137	-0,0577	-0,1804	0,7279	0,2005	0,2294	0,0512	0,0230	0,2899
<b>MAIN</b>	0,1404	-0,0307	-0,0182	0,0769	0,0011	0,0251	0,0146	0,0186	0,0215	0,0189
<b>MBTO</b>	0,0376	0,0092	-0,0259	0,0166	-0,0406	0,6669	0,6460	0,4984	0,3977	0,2908
<b>MYTX</b>	-0,0108	-0,0931	-0,1713	-0,2456	-0,0896	0,3491	0,3323	0,3056	0,3017	0,2469
<b>PRAS</b>	0,0199	0,0117	0,0055	0,0025	0,0026	0,1801	0,1166	0,0864	0,0776	0,0810
<b>PSDN</b>	0,0362	-0,0305	-0,0532	-0,0155	0,0777	0,8614	1,0398	0,8511	0,6747	0,6437

<b>RMBA</b>	-0,1424	-0,1703	-0,1530	-0,1033	-0,0284	0,0434	0,0311	0,0229	0,4517	0,3527
<b>SCPI</b>	-0,0085	-0,0537	0,1313	0,1601	0,1334	0,0049	0,0026	0,0026	0,0031	0,0036
<b>SIAP</b>	-0,0275	0,5455	-0,1257	-0,1092	-0,0508	0,3477	10,8295	9,4575	10,4471	10,0552
<b>SIPD</b>	0,0036	0,0088	-0,1974	0,0033	0,1060	0,6162	0,7614	0,7621	1,0900	1,0720
<b>SMCB</b>	0,0897	0,0586	0,0202	-0,0087	-0,0352	0,6258	0,4541	0,4319	0,3274	0,3083
<b>SMSM</b>	0,2696	0,3093	0,2629	0,2919	0,2949	0,2074	0,2389	0,1846	0,1646	0,2340
<b>SPMA</b>	-0,0178	0,0312	-0,0260	0,0516	0,0558	0,5900	0,4636	0,4294	0,0766	0,8630
<b>SSTM</b>	-0,0209	-0,0216	-0,0187	-0,0279	-0,0513	0,5522	0,5686	0,6127	0,7176	0,7445

<b>KODE</b>	<b>Z5</b>					<b>Z SCORE</b>				
	<b>2013</b>	<b>2014</b>	<b>2015</b>	<b>2016</b>	<b>2017</b>	<b>2013</b>	<b>2014</b>	<b>2015</b>	<b>2016</b>	<b>2017</b>
<b>AKKU</b>	0,1398	0,0470	0,6910	0,0947	0,0153	-0,0822	0,2476	1,4016	2,8120	2,1036
<b>ALKA</b>	3,6028	9,0058	5,1798	8,4293	6,3327	4,0927	9,6531	5,9528	9,2364	6,9101
<b>ALMI</b>	1,0433	1,0385	1,5227	1,1434	1,4665	1,2869	1,2106	1,6269	1,1410	1,5860
<b>BIMA</b>	2,3655	2,7551	2,2335	1,8699	1,7208	-0,4968	0,6413	-0,1120	-0,1269	-0,3778
<b>BRNA</b>	0,8541	0,9436	0,7021	0,6534	0,6669	0,9801	1,1877	0,8894	0,9167	0,7929
<b>ETWA</b>	0,9337	0,7514	0,2970	0,2097	0,0464	1,7806	1,0361	0,3779	0,3969	-0,1117
<b>FASW</b>	0,8715	0,9778	0,7092	0,6844	0,7831	1,2653	1,3795	0,9485	1,1178	1,0702
<b>GDST</b>	1,1835	0,8974	0,7718	0,6022	0,9546	4,4456	2,7108	2,8816	2,5705	2,7333
<b>IMAS</b>	0,9005	0,8290	0,7280	0,5871	0,4895	1,1080	0,9701	0,8159	0,6384	0,4898

<b>KBRI</b>	0,0150	0,0267	0,1657	0,1277	0,1230	6,0007	-0,4461	-0,8493	-1,2906	-1,5909
<b>KIAS</b>	0,4011	0,3800	0,3841	0,4644	0,4583	7,5854	7,2613	5,2935	4,8495	4,8237
<b>LMPI</b>	0,8223	0,6349	0,5708	0,5083	0,4927	1,9511	1,8482	1,8536	1,8869	1,6537
<b>LPIN</b>	0,3933	0,3780	0,2401	0,2966	0,3840	1,1532	0,9613	0,1263	-0,1177	2,3421
<b>MAIN</b>	1,8936	1,2749	1,2052	1,3430	1,3362	2,4844	1,5268	1,5211	1,7831	1,5352
<b>MBTO</b>	1,0482	1,0840	1,0707	0,9655	0,9371	2,5186	2,4840	2,2062	1,9936	1,6474
<b>MYTX</b>	0,9069	1,0430	0,9727	0,8006	0,4743	0,3897	0,2533	-0,1090	-0,4299	-0,1211
<b>PRAS</b>	0,3974	0,3463	0,3066	0,2297	0,2260	0,6460	0,5073	0,4214	0,3399	0,3174
<b>PSDN</b>	1,3096	1,5704	1,4835	1,4269	2,0255	2,4339	2,7126	2,2685	1,9565	2,7031
<b>RMBA</b>	1,3295	1,3747	1,3274	1,4274	1,4385	1,3495	1,0396	1,2323	1,7236	2,5175
<b>SCPI</b>	0,5454	0,7263	1,4963	1,7227	1,6133	0,9084	1,0640	1,8327	2,6736	2,1479
<b>SIAP</b>	0,9013	67,6574	0,8759	0,1086	0,0041	1,2483	87,0103	9,9570	9,9256	9,3945
<b>SIPD</b>	1,2214	0,8946	0,9405	0,9455	1,0939	1,9343	1,8912	1,4492	2,1212	2,0619
<b>SMCB</b>	0,6503	0,6123	0,5334	0,4786	0,4780	1,4464	2,4199	1,0347	0,6425	0,6109
<b>SMSM</b>	1,3950	1,5050	1,2625	1,2773	1,3670	2,5882	2,8456	2,5347	2,6863	2,9364
<b>SPMA</b>	0,7899	0,7413	0,7420	0,8951	0,9621	1,5034	1,5720	1,1921	1,3234	2,0378
<b>SSTM</b>	0,7155	0,6719	0,7012	0,6508	0,5677	1,2562	1,1696	1,1965	1,2672	1,2313

Keterangan:


Z1 = working capital / total assets

Z2 = retained earning / total assets

Z3 = earning before interest and taxex / total assets

Z4 = market value of common and preferred stock to book value of debt /


Z5 = saales / total assets



Lampiran 8 DATA MEKANISME GCG

KODE	DEWAN DIREKSI					DEWAN KOMISARIS					KOMITE AUDIT				
	2013	2014	2015	2016	2017	2013	2014	2015	2016	2017	2013	2014	2015	2016	2017
AKKU	2	2	2	2	3	3	3	3	3	2	2	2	2	3	3
ALKA	3	3	3	3	3	4	4	4	3	3	3	3	3	3	3
ALMI	5	5	5	5	5	4	4	4	4	4	3	3	3	3	3
BIMA	3	3	3	3	3	3	3	3	3	3	3	3	3	3	3
BRNA	4	4	3	3	3	3	3	3	4	5	3	3	3	3	3
ETWA	4	4	4	4	4	4	4	5	4	4	3	3	3	3	3
FASW	4	6	6	6	6	3	5	5	5	4	3	3	3	3	3
GDST	5	5	5	5	5	2	3	3	3	2	3	3	3	3	3
IMAS	7	6	6	6	6	7	6	7	7	7	3	3	3	3	3
KBRI	3	3	2	2	2	3	3	2	2	2	3	3	3	2	2
KIAS	4	4	7	7	7	6	6	6	6	6	3	3	3	3	3
LMPI	5	5	5	5	4	2	2	2	2	2	3	3	3	3	3
LPIN	3	4	4	4	3	3	4	4	3	3	3	3	3	3	3
MAIN	7	8	8	8	8	3	5	5	5	5	4	5	5	5	5
MBTO	4	4	4	4	4	3	3	3	3	3	2	2	2	2	2
MYTX	3	3	4	4	4	4	4	4	4	4	3	3	3	3	2
PRAS	3	3	3	2	2	3	3	3	3	3	3	3	3	3	3
PSDN	6	6	6	5	5	6	6	6	6	6	3	3	3	3	3
RMBA	4	4	4	4	4	5	5	5	4	3	3	3	3	3	3
SCPI	4	4	4	4	4	3	3	3	3	3	3	3	3	3	3
SIAP	2	2	4	4	4	3	3	4	4	4	3	3	3	3	3
SIPD	5	7	5	5	4	3	3	3	3	3	3	3	3	3	3

<b>SMCB</b>	8	9	8	9	9	6	6	7	7	7	3	3	3	3	3
<b>SMSM</b>	5	5	5	5	5	3	3	3	3	2	3	3	3	3	3
<b>SPMA</b>	4	4	4	4	4	5	5	5	5	5	3	3	3	3	3
<b>SSTM</b>	3	3	3	2	3	6	6	5	5	5	3	3	3	3	3





**Lampiran 9 DATA KEPEMILIKAN INSTITUSIONAL**

KODE	SAHAM BEREDAR				
	2013	2014	2015	2016	2017
AKKU	230.000.000	253.000.000	253.000.000	6.449.463.636	6.449.463.636
ALKA	101.533.011	101.533.011	101.533.011	507.665.055	507.665.055
ALMI	308.000.000	616.000.000	616.000.000	616.000.000	616.000.000
BIMA	86.000.000	86.000.000	86.000.000	172.000.000	172.000.000
BRNA	690.000.000	690.000.000	759.000.000	979.110.000	979.110.000
ETWA	968.297.000	968.297.000	968.297.000	968.297.000	968.297.000
FASW	2.477.888.787	2.477.888.787	2.477.888.787	2.477.888.787	2.477.888.787
GDST	8.200.000.000	8.200.000.000	8.200.000.000	8.200.000.000	8.200.000.000
IMAS	2.765.278.412	2.765.278.412	2.765.278.412	2.765.278.412	2.765.278.412
KBRI	8.687.995.734	8.687.995.734	8.687.995.734	8.687.995.734	8.687.995.734
KIAS	14.929.100.000	14.929.100.000	14.929.100.000	14.929.100.000	14.929.100.000
LMPI	1.008.517.669	1.008.517.669	1.008.517.669	1.008.517.669	1.008.517.669
LPIN	21.250.000	21.250.000	21.250.000	21.250.000	106.250.000
MAIN	1.695.000.000	1.791.000.000	2.238.750.000	2.238.750.000	2.238.750.000
MBTO	1.070.000.000	1.070.000.000	1.070.000.000	1.070.000.000	1.070.000.000
MYTX	1.466.666.577	1.466.666.577	1.466.666.577	1.466.666.577	1.466.666.577
PRAS	701.043.478	701.043.478	701.043.478	701.043.478	701.043.478
PSDN	1.440.000.000	1.440.000.000	1.440.000.000	1.440.000.000	1.440.000.000
RMBA	7.240.005.000	7.240.005.000	7.240.005.000	36.401.136.250	36.401.136.250
SCPI	3.600.000.000	3.600.000.000	3.600.000.000	3.600.000.000	3.600.000.000
SIAP	600.000.000	24.000.000.000	24.000.000.000	24.000.000.000	24.000.000.000
SIPD	9.391.108.493	9.391.108.493	939.110.900	1.339.102.579	1.339.102.579

<b>SMCB</b>	7.662.900.000	7.662.900.000	7.662.900.000	7.662.900.000	7.662.900.000
<b>SMSM</b>	1.439.668.860	1.439.668.860	1.439.668.860	1.439.668.860	5.758.675.440
<b>SPMA</b>	1.492.046.658	1.492.046.658	1.492.046.658	2.114.570.958	2.114.570.958
<b>SSTM</b>	1.170.909.181	1.170.909.181	1.170.909.181	1.170.909.181	1.170.909.181

KODE	INSTITUSIONAL				
	2013	2014	2015	2016	2017
<b>AKKU</b>	195.289.000	218.289.000	218.289.000	4.979.869.500	4.786.183.000
<b>ALKA</b>	96.368.511	96.368.511	96.368.511	481.842.555	493.208.555
<b>ALMI</b>	258.225.313	471.142.575	471.142.575	471.142.575	471.142.575
<b>BIMA</b>	76.508.100	76.508.100	76.508.100	127.588.400	127.588.400
<b>BRNA</b>	354.825.000	354.825.000	402.433.770	534.252.162	534.252.162
<b>ETWA</b>	466.269.300	466.269.300	466.269.300	466.269.300	466.269.300
<b>FASW</b>	1.876.812.500	1.851.885.000	1.856.242.100	2.125.296.499	2.136.259.799
<b>GDST</b>	8.036.492.300	8.036.089.400	8.036.089.400	196.899.400.000	196.899.400.000
<b>IMAS</b>	2.475.963.224	2.475.963.224	2.479.277.394	2.479.277.394	2.479.277.394
<b>KBRI</b>	2.410.515.244	6.515.996.801	6.515.996.801	6.515.996.801	6.515.996.801
<b>KIAS</b>	14.666.550.953	14.666.550.953	14.666.550.953	14.666.550.953	14.666.550.953
<b>LMPI</b>	839.839.069	839.839.069	839.839.069	839.839.069	839.839.069
<b>LPIN</b>	8.382.200	9.407.200	10.417.200	10.417.200	86.811.600
<b>MAIN</b>	1.001.675.000	1.001.675.000	1.278.186.442	1.281.443.142	1.282.143.142
<b>MBTO</b>	724.928.500	724.928.500	724.928.500	724.928.500	724.928.500
<b>MYTX</b>	1.169.275.394	1.169.275.394	1.169.275.394	1.169.275.394	1.169.360.540
<b>PRAS</b>	379.043.478	379.043.478	379.043.478	379.043.478	379.043.478
<b>PSDN</b>	926.254.545	1.038.121.210	1.038.121.210	1.038.121.210	947.660.545

<b>RMBA</b>	7.164.585.978	7.164.585.978	7.164.585.978	36.317.403.116	36.317.403.116
<b>SCPI</b>	3.210.850.000	35.391.860.000	3.542.636.000	3.542.636.000	3.542.636.000
<b>SIAP</b>	437.000.000	21.523.469.650	8.664.000.000	8.731.848.798	9.951.286.142
<b>SIPD</b>	3.892.148.355	3.892.148.355	537.842.717	1.127.792.465	1.141.517.065
<b>SMCB</b>	6.179.612.820	6.179.612.820	6.179.612.820	6.179.612.820	6.179.612.820
<b>SMSM</b>	836.815.927	836.815.927	836.815.927	836.815.927	3.347.263.708
<b>SPMA</b>	1.200.400.897	1.107.200.897	1.017.200.897	1.599.759.797	261.907.200
<b>SSTM</b>	814.202.181	814.202.181	814.202.181	480.000.000	480.000.000

<b>KODE</b>	<b>INST</b>				
	<b>2013</b>	<b>2014</b>	<b>2015</b>	<b>2016</b>	<b>2017</b>
<b>AKKU</b>	0,849082609	0,862802372	0,862802372	0,772136999	0,742105587
<b>ALKA</b>	0,94913477	0,94913477	0,94913477	0,94913477	0,971523547
<b>ALMI</b>	0,838393873	0,764841843	0,764841843	0,764841843	0,764841843
<b>BIMA</b>	0,88962907	0,88962907	0,88962907	0,741793023	0,741793023
<b>BRNA</b>	0,51423913	0,51423913	0,530215771	0,545650807	0,545650807
<b>ETWA</b>	0,481535417	0,481535417	0,481535417	0,481535417	0,481535417
<b>FASW</b>	0,757424026	0,74736405	0,749122442	0,857704555	0,862129007
<b>GDST</b>	0,980060037	0,980010902	0,980010902	24,01212195	24,01212195
<b>IMAS</b>	0,895375747	0,895375747	0,896574241	0,896574241	0,896574241

<b>KBRI</b>	0,277453548	0,75	0,75	0,75	0,75
<b>KIAS</b>	0,982413605	0,982413605	0,982413605	0,982413605	0,982413605
<b>LMPI</b>	0,832746014	0,832746014	0,832746014	0,832746014	0,832746014
<b>LPIN</b>	0,394456471	0,442691765	0,490221176	0,490221176	0,817050353
<b>MAIN</b>	0,590958702	0,559282524	0,570937551	0,572392247	0,572704921
<b>MBTO</b>	0,677503271	0,677503271	0,677503271	0,677503271	0,677503271
<b>MYTX</b>	0,797233272	0,797233272	0,797233272	0,797233272	0,797291326
<b>PRAS</b>	0,540684693	0,540684693	0,540684693	0,540684693	0,540684693
<b>PSDN</b>	0,643232323	0,720917507	0,720917507	0,720917507	0,658097601
<b>RMBA</b>	0,989583015	0,989583015	0,989583015	0,997699711	0,997699711
<b>SCPI</b>	0,891902778	9,831072222	0,984065556	0,984065556	0,984065556
<b>SIAP</b>	0,728333333	0,896811235	0,361	0,363827033	0,414636923
<b>SIPD</b>	0,414450366	0,414450366	0,572714806	0,842200204	0,852449307
<b>SMCB</b>	0,806432659	0,806432659	0,806432659	0,806432659	0,806432659
<b>SMSM</b>	0,581255836	0,581255836	0,581255836	0,581255836	0,581255836
<b>SPMA</b>	0,804533083	0,742068548	0,681748718	0,75654108	0,123858317
<b>SSTM</b>	0,695358952	0,695358952	0,695358952	0,409937857	0,409937857



### Lampiran 10 DATA UKURAN PERUSAHAAN

KODE	TOTAL ASSET				
	2013	2014	2015	2016	2017
AKKU	45.208.352.407	90.674.071.077	7.648.193.813	1.070.169.294.420	1.117.019.087.846
ALKA	305.208.703.000	136.618.855.000	144.628.405.000	136.618.855.000	305.208.703.000
ALMI	2.752.078.229.707	3.212.438.981.224	2.189.037.586.057	2.153.030.503.531	2.376.281.796.928
BIMA	118.007.059.098	104.058.578.348	99.558.394.760	92.041.274.561	89.327.328.853
BRNA	1.125.132.715.000	1.334.085.916.000	1.820.783.911.000	2.088.696.909.000	1.964.877.082.000
ETWA	1.291.711.270.379	1.331.049.053.223	1.332.731.163.136	1.158.935.571.034	1.114.568.571.897
FASW	5.692.060.407.681	5.581.000.723.345	6.993.634.266.969	8.583.223.835.997	9.369.891.776.775
GDST	1.191.496.619.152	1.354.622.569.945	1.183.934.183.257	1.257.609.869.910	1.286.945.720.465
IMAS	22.315.022.507.630	23.471.397.834.920	24.860.957.839.497	25.633.342.258.679	31.375.311.299.854
KBRI	788.749.190.752	1.299.315.036.743	1.455.931.208.462	1.263.726.833.318	1.171.234.610.856
KIAS	2.270.904.910.518	2.352.542.603.065	2.083.770.000.000	1.859.669.927.962	1.767.603.505.697
LMPI	822.189.506.877	808.892.238.344	793.093.512.600	810.364.824.722	834.548.374.286
LPIN	196.390.816.224	185.595.748.325	324.054.785.283	477.838.306.256	268.116.498.330
MAIN	2.214.398.692.000	3.531.219.815.000	3.962.068.064.000	3.919.764.494.000	4.072.245.477.000
MBTO	611.769.745.328	619.383.082.066	648.899.377.240	709.959.168.088	780.669.761.787
MYTX	2.095.467.000.000	2.041.304.000.000	1.944.326.000.000	1.619.757.000.000	3.458.737.000.000
PRAS	795.630.254.208	1.286.827.899.805	1.531.742.052.164	1.596.466.547.662	1.542.243.721.302
PSDN	722.318.776.513	620.928.440.332	620.398.854.182	653.796.725.408	690.979.867.049
RMBA	9.232.016.000.000	10.250.546.000.000	12.667.314.000.000	13.470.943.000.000	14.083.598.000.000
SCPI	746.401.836.000	1.317.314.767.000	1.510.747.778.000	1.393.083.772.000	1.354.104.356.000
SIAP	272.597.818.158	4.979.635.925	277.982.362.215	228.709.028.216	227.225.262.812
SIPD	3.155.680.394.480	2.800.914.553.878	2.246.770.166.899	2.567.211.193.259	2.239.699.000.000

<b>SMCB</b>	14.894.990.000.000	17.195.352.000.000	17.321.565.000.000	19.763.133.000.000	19.626.403.000.000
<b>SMSM</b>	1.701.103.245.176	1.749.395.000.000	2.220.108.000.000	2.254.740.000.000	2.443.341.000.000
<b>SPMA</b>	1.767.105.818.949	2.091.957.078.669	2.185.464.365.772	2.158.852.415.950	2.175.660.855.144
<b>SSTM</b>	801.866.397.035	773.663.346.934	721.884.167.684	670.963.993.715	605.643.301.307

KODE	LN (ASSET)				
	2013	2014	2015	2016	2017
<b>AKKU</b>	24,53454769	25,23053728	22,7577354	27,69883797	27,74168472
<b>ALKA</b>	26,44426165	25,64046081	25,6974336	25,64046081	26,44426165
<b>ALMI</b>	28,64337746	28,79805157	28,4144831	28,3978975	28,49655811
<b>BIMA</b>	25,49401028	25,36821983	25,3240102	25,24550295	25,21557331
<b>BRNA</b>	27,74892211	27,91926747	28,2302882	28,3675615	28,30645081
<b>ETWA</b>	27,88698902	27,91698851	27,9182515	27,77852309	27,73948851
<b>FASW</b>	29,37009341	29,35038922	29,5760215	29,7808307	29,86852266
<b>GDST</b>	27,8062313	27,93454399	27,7998641	27,86023411	27,88329287
<b>IMAS</b>	30,73628122	30,78680368	30,8443197	30,87491505	31,07704244
<b>KBRI</b>	27,39371422	27,89285835	28,0066668	27,86508628	27,78907953
<b>KIAS</b>	28,45119951	28,48651782	28,3651999	28,25142013	28,20064579

<b>LMPI</b>	27,43523675	27,41893154	27,399207	27,42075038	27,45015655
<b>LPIN</b>	26,00337247	25,94683675	26,5041784	26,89253824	26,31468742
<b>MAIN</b>	28,42600201	28,89266448	29,0077872	28,99705269	29,03521568
<b>MBTO</b>	27,13962182	27,15198979	27,1985435	27,2884733	27,38341806
<b>MYTX</b>	28,37079756	28,34460994	28,2959365	28,11329725	28,87192461
<b>PRAS</b>	27,40240041	27,88320131	28,0574268	28,0988139	28,06425943
<b>PSDN</b>	27,3057324	27,15448168	27,1536284	27,20606232	27,26137652
<b>RMBA</b>	29,85369856	29,95835209	30,1700461	30,23155611	30,27603197
<b>SCPI</b>	27,33852995	27,90661651	28,0436259	27,96254095	27,93416136
<b>SIAP</b>	26,33126335	22,32862262	26,3508235	26,15571641	26,14920771
<b>SIPD</b>	28,78022524	28,66096711	28,4405148	28,57384129	28,4373626
<b>SMCB</b>	30,33204603	30,47566023	30,4829734	30,61483935	30,60789687
<b>SMSM</b>	28,16229812	28,19029113	28,428577	28,44405578	28,52438748
<b>SPMA</b>	28,20036419	28,36912115	28,4128494	28,40059791	28,40835358
<b>SSTM</b>	27,41020784	27,37440266	27,3051305	27,23198131	27,12955704



### Lampiran 11 DATA LEVERAGE

KODE	TOTAL HUTANG				
	2013	2014	2015	2016	2017
AKKU	42.758.443.320	86.809.201.934	5.056.759.968	290.207.521.860	356.837.577.498
ALKA	182.253.663.000	181.643.493.000	82.596.104.000	75.514.424.000	226.717.826.000
ALMI	2.094.736.673.254	2.571.403.202.989	1.623.926.585.475	1.749.336.161.470	1.997.411.244.539
BIMA	321.975.025.143	297.977.547.605	301.570.909.687	189.216.746.183	173.964.702.574
BRNA	801.251.536.000	967.711.101.000	992.869.623.000	1.060.343.634.000	1.111.847.645.000
ETWA	846.050.835.530	877.253.508.243	1.256.957.157.713	1.151.833.904.006	1.235.873.364.699
FASW	4.134.128.366.492	3.936.322.827.206	4.548.288.087.745	5.424.781.372.865	6.081.574.204.386
GDST	307.084.100.134	484.174.854.654	379.524.183.280	435.486.909.790	441.675.308.286
IMAS	15.655.152.396.933	16.744.375.200.010	18.163.865.982.392	18.923.523.905.726	22.094.058.955.142
KBRI	95.512.957.713	622.269.749.157	934.677.601.389	844.568.778.363	878.173.162.999
KIAS	223.804.349.608	235.745.579.997	317.492.000.000	339.639.855.817	340.873.208.857
LMPI	424.769.313.259	409.761.454.151	391.881.675.091	402.192.705.158	458.292.046.535
LPIN	52.980.206.367	46.315.786.933	207.564.071.081	462.243.285.867	36.654.665.747
MAIN	1.351.915.503.000	2.453.334.659.000	2.413.482.767.000	2.082.189.069.000	2.371.092.779.000
MBTO	160.451.280.610	165.633.948.162	214.685.781.274	269.032.270.377	367.927.139.244
MYTX	2.199.024.993.140	2.310.084.000.000	2.512.252.000.000	2.544.730.000.000	3.109.652.000.000
PRAS	389.182.140.905	601.006.310.349	811.177.918.367	903.464.665.102	865.838.417.894
PSDN	292.563.740.862	242.353.749.501	296.079.753.266	373.511.385.025	391.494.545.681
RMBA	8.350.151.000.000	11.647.399.000.000	15.816.071.000.000	4.029.576.000.000	5.159.928.000.000
SCPI	736.010.824.000	1.361.171.539.000	1.409.875.667.000	1.158.814.947.000	996.954.246.000
SIAP	172.583.639.412	221.617.172.000	253.767.988.281	229.729.846.283	238.682.416.098
SIPD	1.870.560.118.674	1.513.908.338.484	1.512.527.888.605	1.424.380.421.256	1.448.387.000.000

SMCB	6.122.043.000.000	8.436.760.000.000	8.871.708.000.000	11.702.538.000.000	12.429.452.000.000
SMSM	694.304.234.869	602.558.000.000	779.860.000.000	874.685.000.000	615.157.000.000
SPMA	1.011.571.248.744	1.287.357.023.670	1.390.005.205.106	11.047.296.887.831	980.123.282.608
SSTM	530.156.259.856	514.793.507.583	477.792.694.823	407.944.491.993	393.177.629.585

KODE	TOTAL AKTIVA				
	2013	2014	2015	2016	2017
AKKU	45.208.352.407	90.674.071.077	7.648.193.813	1.070.169.294.420	1.117.019.087.846
ALKA	305.208.703.000	136.618.855.000	144.628.405.000	136.618.855.000	305.208.703.000
ALMI	2.752.078.229.707	3.212.438.981.224	2.189.037.586.057	2.153.030.503.531	2.376.281.796.928
BIMA	118.007.059.098	104.058.578.348	99.558.394.760	92.041.274.561	89.327.328.853
BRNA	1.125.132.715.000	1.334.085.916.000	1.820.783.911.000	2.088.696.909.000	1.964.877.082.000
ETWA	1.291.711.270.379	1.331.049.053.223	1.332.731.163.136	1.158.935.571.034	1.114.568.571.897
FASW	5.692.060.407.681	5.581.000.723.345	6.993.634.266.969	8.583.223.835.997	9.369.891.776.775
GDST	1.191.496.619.152	1.354.622.569.945	1.183.934.183.257	1.257.609.869.910	1.286.945.720.465
IMAS	22.315.022.507.630	23.471.397.834.920	24.860.957.839.497	25.633.342.258.679	31.375.311.299.854
KBRI	788.749.190.752	1.299.315.036.743	1.455.931.208.462	1.263.726.833.318	1.171.234.610.856
KIAS	2.270.904.910.518	2.352.542.603.065	2.083.770.000.000	1.859.669.927.962	1.767.603.505.697
LMPI	822.189.506.877	808.892.238.344	793.093.512.600	810.364.824.722	834.548.374.286
LPIN	196.390.816.224	185.595.748.325	324.054.785.283	477.838.306.256	268.116.498.330
MAIN	2.214.398.692.000	3.531.219.815.000	3.962.068.064.000	3.919.764.494.000	4.072.245.477.000
MBTO	611.769.745.328	619.383.082.066	648.899.377.240	709.959.168.088	780.669.761.787
MYTX	2.095.467.000.000	2.041.304.000.000	1.944.326.000.000	1.619.757.000.000	3.458.737.000.000
PRAS	795.630.254.208	1.286.827.899.805	1.531.742.052.164	1.596.466.547.662	1.542.243.721.302
PSDN	722.318.776.513	620.928.440.332	620.398.854.182	653.796.725.408	690.979.867.049

RMBA	9.232.016.000.000	10.250.546.000.000	12.667.314.000.000	13.470.943.000.000	14.083.598.000.000
SCPI	746.401.836.000	1.317.314.767.000	1.510.747.778.000	1.393.083.772.000	1.354.104.356.000
SIAP	272.597.818.158	4.979.635.925	277.982.362.215	228.709.028.216	227.225.262.812
SIPD	3.155.680.394.480	2.800.914.553.878	2.246.770.166.899	2.567.211.193.259	2.239.699.000.000
SMCB	14.894.990.000.000	17.195.352.000.000	17.321.565.000.000	19.763.133.000.000	19.626.403.000.000
SMSM	1.701.103.245.176	1.749.395.000.000	2.220.108.000.000	2.254.740.000.000	2.443.341.000.000
SPMA	1.767.105.818.949	2.091.957.078.669	2.185.464.365.772	2.158.852.415.950	2.175.660.855.144
SSTM	801.866.397.035	773.663.346.934	721.884.167.684	670.963.993.715	605.643.301.307

KODE	LEVERAGE				
	2013	2014	2015	2016	2017
AKKU	0,9458085	0,957376	0,66117	0,271179	0,319455
ALKA	0,5971444	1,329564	0,571092	0,552738	0,742829
ALMI	0,7611472	0,800452	0,741845	0,812499	0,840562
BIMA	2,7284387	2,863556	3,029086	2,055781	1,947497
BRNA	0,7121396	0,725374	0,545298	0,507658	0,565861
ETWA	0,6549845	0,659069	0,943144	0,993872	1,108836
FASW	0,7262973	0,705308	0,650347	0,632021	0,649055
GDST	0,2577297	0,357424	0,320562	0,346281	0,343197
IMAS	0,7015522	0,713395	0,730618	0,738239	0,704186

KBRI	0,1210942	0,478921	0,641979	0,668316	0,749784
KIAS	0,0985529	0,100209	0,152364	0,182634	0,192845
LMPI	0,5166319	0,506571	0,494118	0,496311	0,54915
LPIN	0,2697693	0,249552	0,640522	0,967363	0,136712
MAIN	0,6105113	0,694756	0,609147	0,531203	0,582257
MBTO	0,262274	0,267418	0,330846	0,37894	0,471297
MYTX	1,04942	1,131671	1,292094	1,571057	0,899072
PRAS	0,4891495	0,467045	0,529579	0,565915	0,561415
PSDN	0,4050341	0,390309	0,477241	0,571296	0,566579
RMBA	0,9044775	1,136271	1,248573	0,299131	0,366379
SCPI	0,9860785	1,033293	0,93323	0,831834	0,736246
SIAP	0,6331072	44,50469	0,912892	1,004463	1,050422
SIPD	0,5927597	0,540505	0,673201	0,554836	0,646688
SMCB	0,4110136	0,490642	0,512177	0,59214	0,633303
SMSM	0,4081494	0,344438	0,351271	0,387932	0,251769
SPMA	0,5724452	0,615384	0,636023	5,117208	0,450495
SSTM	0,6611529	0,665397	0,661869	0,607998	0,64919

Lampiran 12 DATA LIKUIDITAS

KODE	AKTIVA LANCAR				
	2013	2014	2015	2016	2017
AKKU	18.923.732.343	67.000.462.152	6.232.311.649	533.431.662.213	440.898.855.046
ALKA	219.941.926.000	219.581.260.000	71.782.862.000	58.323.930.000	227.157.394.000
ALMI	1.934.929.088.675	2.428.476.989.941	1.370.783.812.492	1.424.711.407.181	1.701.281.476.100
BIMA	97.686.030.395	86.879.500.495	83.401.850.883	79.300.156.166	71.385.157.397
BRNA	456.451.073.000	581.019.904.000	584.029.401.000	777.316.455.000	718.757.530.000
ETWA	552.148.749.153	307.070.732.116	278.840.052.923	82.772.799.336	40.266.954.272
FASW	1.859.839.888.550	1.795.623.302.020	1.718.541.456.788	2.167.035.553.599	2.784.006.841.253
GDST	865.831.610.675	650.517.689.794	414.761.913.939	467.637.658.247	452.019.244.440
IMAS	11.634.955.170.257	118.453.701.954.860	12.192.274.613.320	11.639.697.824.750	13.207.228.569.571
KBRI	77.239.832.992	127.838.420.935	315.600.768.901	160.272.232.793	107.266.392.534
KIAS	740.675.947.313	793.534.537.174	673.269.000.000	519.660.973.376	527.456.425.373
LMPI	449.510.407.546	455.111.382.760	442.484.119.278	548.573.737.189	572.240.218.362
LPIN	117.583.929.998	84.882.248.726	142.576.406.096	187.053.339.566	133.470.797.422
MAIN	996.980.911.000	1.875.171.451.000	2.027.927.921.000	1.761.071.797.000	1.695.042.774.000
MBTO	453.760.675.834	441.621.631.299	467.304.062.732	472.762.014.033	520.384.083.342
MYTX	2.095.467.423.419	5.817.170.000.000	493.634.000.000	360.309.000.000	764.428.000.000
PRAS	331.855.600.867	566.779.211.419	658.889.212.539	687.016.688.458	622.230.971.388
PSDN	403.740.603.146	289.764.924.676	286.838.275.165	349.455.819.960	387.041.829.491
RMBA	5.535.165.000.000	6.023.047.000.000	7.594.019.000.000	8.708.423.000.000	9.005.061.000.000
SCPI	523.119.344.000	1.052.936.822.000	1.261.500.998.000	1.144.723.804.000	1.098.244.680.000
SIAP	149.886.305.472	85.516.352	56.743.272.164	10.494.086.180	7.821.429.510

SIPD	1.403.403.245.982	1.720.579.070.446	1.145.162.929.058	1.498.156.764.347	1.168.670.000.000
SMCB	2.085.055.000.000	2.290.969.000.000	2.581.774.000.000	2.439.964.000.000	2.927.011.000.000
SMSM	1.097.152.037.422	1.133.730.000.000	1.368.558.000.000	14.543.870.000.000	1.570.110.000.000
SPMA	548.082.351.987	682.792.074.636	712.695.266.090	699.313.460.414	750.237.084.349
SSTM	415.053.316.392	398.785.346.285	377.319.537.345	351.706.167.938	311.547.858.348

KODE	HUTANG LANCAR				
	2013	2014	2015	2016	2017
AKKU	25.267.433.603	34.069.602.453	1.230.854.680	110.879.929.245	174.885.157.440
ALKA	173.184.454.000	173.276.661.000	70.739.218.000	63.472.099.000	213.515.571.000
ALMI	1.826.964.300.132	2.370.051.137.523	1.520.673.338.662	1.667.249.369.925	1.747.767.173.359
BIMA	182.739.919.441	94.025.048.182	89.655.828.325	89.438.951.168	84.180.581.813
BRNA	562.368.619.000	555.109.444.000	511.796.663.000	560.277.480.000	654.032.840.000
ETWA	525.233.987.715	647.372.192.013	440.560.665.313	170.334.228.356	303.431.764.582
FASW	1.310.179.939.827	1.838.653.252.008	1.609.497.395.686	2.015.616.872.848	37.530.070.066.277
GDST	289.689.021.437	462.845.556.161	341.082.784.842	377.013.051.111	392.632.933.617
IMAS	10.717.554.588.021	11.473.255.532.702	13.035.531.353.729	12.594.693.691.894	15.765.338.395.006
KBRI	55.576.171.175	71.285.195.690	392.667.295.535	444.595.675.025	318.104.922.819
KIAS	140.475.900.030	141.424.993.965	207.677.000.000	165.847.701.694	169.750.005.443
LMPI	376.618.147.965	366.938.314.354	351.301.587.089	364.348.673.440	360.471.900.688
LPIN	47.334.458.367	39.239.103.933	180.556.111.049	262.162.231.019	25.635.299.203
MAIN	986.471.455.000	1.742.383.589.000	1.520.801.969.000	1.365.050.337.000	1.865.529.073.000
MBTO	113.684.498.431	111.683.722.179	149.060.988.246	155.284.557.576	252.247.858.307
MYTX	1.071.645.734.597	1.368.816.000.000	1.429.422.000.000	854.929.000.000	1.643.507.000.000
PRAS	321.945.837.163	564.899.086.298	655.589.698.468	682.161.682.936	650.095.154.148

PSDN	256.385.850.717	197.877.917.620	236.911.023.417	329.735.955.102	339.943.794.875
RMBA	4.695.987.000.000	6.012.572.000.000	3.446.546.000.000	3.625.665.000.000	4.687.842.000.000
SCPI	200.738.824.000	429.723.052.000	989.115.069.000	214.416.021.000	848.450.095.000
SIAP	150.401.554.306	58.223.102	52.867.218.007	33.920.541.503	40.984.855.603
SIPD	1.224.772.011.935	1.203.289.509.984	1.101.607.237.841	1.075.347.955.578	1.072.809.000.000
SMCB	3.262.054.000.000	3.807.545.000.000	3.957.441.000.000	5.311.358.000.000	5.384.803.000.000
SMSM	523.047.319.216	536.800.000.000	571.712.000.000	508.482.000.000	419.913.000.000
SPMA	456.536.667.620	186.961.154.130	765.797.690.730	283.923.795.368	733.771.730.418
SSTM	315.809.046.109	332.510.082.788	331.660.630.809	277.524.504.441	182.421.582.456

KODE	LIKUIDITAS				
	2013	2014	2015	2016	2017
AKKU	0,748938	1,966576	5,063402	4,810895	2,521076
ALKA	1,269987	1,267229	1,014753	0,918891	1,063891
ALMI	1,059095	1,024652	0,901432	0,854528	0,973403
BIMA	0,534563	0,924004	0,930245	0,88664	0,848
BRNA	0,811658	1,046676	1,141136	1,387378	1,098962
ETWA	1,051243	0,474334	0,632921	0,485943	0,132705
FASW	1,41953	0,976597	1,06775	1,075123	0,074181
GDST	2,988831	1,405475	1,216015	1,240375	1,151251

IMAS	1,085598	10,32433	0,935311	0,924175	0,837738
KBRI	1,389801	1,793338	0,803736	0,36049	0,337204
KIAS	5,272619	5,610992	3,241904	3,133363	3,107254
LMPI	1,193544	1,240294	1,259556	1,505628	1,587475
LPIN	2,484108	2,163206	0,789652	0,713502	5,206524
MAIN	1,010654	1,07621	1,33346	1,290115	0,908612
MBTO	3,991403	3,954217	3,134986	3,044488	2,062987
MYTX	1,955373	4,249782	0,345338	0,421449	0,46512
PRAS	1,030781	1,003328	1,005033	1,007117	0,957138
PSDN	1,574738	1,464362	1,210743	1,059805	1,138547
RMBA	1,178701	1,001742	2,203371	2,401883	1,92094
SCPI	2,60597	2,450268	1,275383	5,338798	1,294413
SIAP	0,996574	1,46877	1,073317	0,309373	0,190837
SIPD	1,145849	1,429896	1,039538	1,393183	1,089355
SMCB	0,639185	0,601692	0,652385	0,459386	0,543569
SMSM	2,097615	2,112016	2,393789	28,60253	3,739132
SPMA	1,200522	3,652053	0,930657	2,463032	1,022439



SSTM	1,314254	1,199318	1,137668	1,267298	1,707845
------	----------	----------	----------	----------	----------



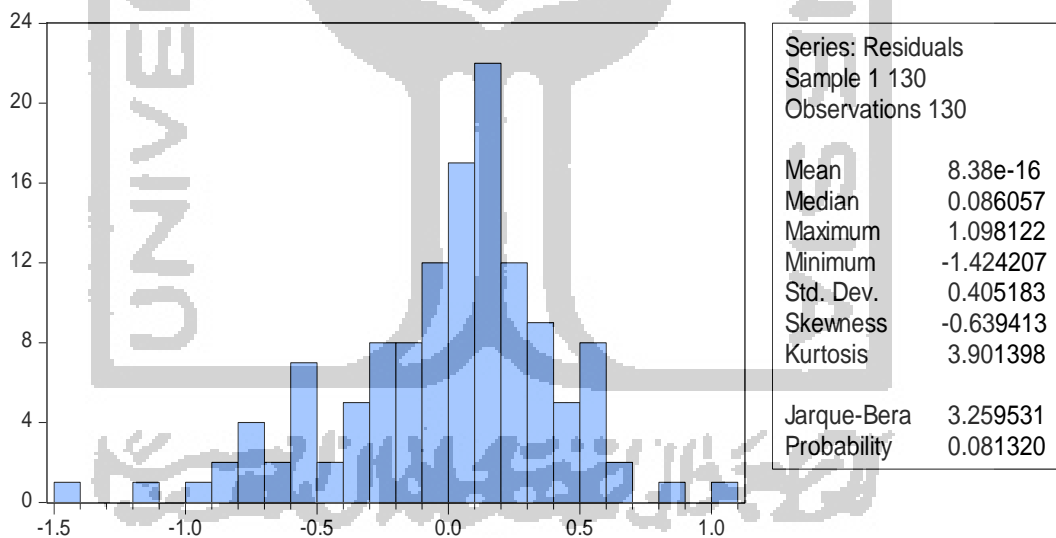
### Lampiran 13 UJI DESKRIPTIF

Descriptive Statistics

	N	Minimum	Maximum	Mean	Std. Deviation
UkuranDewanDireksi	130	2.00	9.00	4.4000	1.64057
KepemilikanInstitusional	130	.12	24.01	1.1556	2.98295
UkuranDewanKomisaris	130	2.00	7.00	3.9692	1.36931
Komite Audit	130	2.00	5.00	2.9846	.46563
Ukuran Perusahaan	130	22.33	31.08	27.9121	1.50597
Leverage	130	.10	44.50	1.0619	3.88682
Likuiditas	130	.07	28.60	1.8308	2.74437
Financial Distress	130	-1.59	87.01	2.6028	7.76972
Valid N (listwise)	130				

(Sumber data : diolah menggunakan eviews, 2019)

### Lampiran 14 UJI NORMALITAS



(Sumber data : diolah menggunakan eviews, 2019)

### Lampiran 15 UJI MULTIKOLIENARITAS

Variance Inflation Factors  
 Date: 06/29/19 Time: 14:37  
 Sample: 1 130  
 Included observations: 130

Variable	Coefficient Variance	Uncentered VIF	Centered VIF
C	7.040888	5272.755	NA
UDD	0.009674	14.91803	1.304873
KI	0.004317	1.353801	1.089950
UDK	0.011847	17.52346	1.223366
KA	0.038468	30.55072	1.306692
UP	0.701407	5819.246	1.609256
LEV	0.003826	2.169507	1.482653
LI	0.002675	1.334513	1.215263

(Sumber data : diolah menggunakan eviews, 2019)

### Lampiran 16 UJI HETEROKEDASTIISTAS

Heteroskedasticity Test: ARCH

F-statistic	0.012378	Prob. F(1,127)	0.9116
Obs*R-squared	0.012572	Prob. Chi-Square(1)	0.9107

Test Equation:  
 Dependent Variable: RESID^2  
 Method: Least Squares  
 Date: 06/29/19 Time: 14:36  
 Sample (adjusted): 2 130  
 Included observations: 129 after adjustments

Variable	Coefficient	Std. Error	t-Statistic	Prob.
C	0.160110	0.028230	5.671629	0.0000
RESID^2(-1)	-0.009723	0.087392	-0.111258	0.9116
R-squared	0.000097	Mean dependent var		0.158514
Adjusted R-squared	-0.007776	S.D. dependent var		0.275087
S.E. of regression	0.276155	Akaike info criterion		0.279673
Sum squared resid	9.685217	Schwarz criterion		0.324011
Log likelihood	-16.03892	Hannan-Quinn criter.		0.297689
F-statistic	0.012378	Durbin-Watson stat		2.021778
Prob(F-statistic)	0.911588			

(Sumber data : diolah menggunakan eviews, 2019)

## Lampiran 17 COMMON EFFECT

Dependent Variable: FD  
 Method: Least Squares  
 Date: 06/29/19 Time: 14:30  
 Sample: 1 130  
 Included observations: 130

Variable	Coefficient	Std. Error	t-Statistic	Prob.
C	-4.425925	2.653467	-1.667978	0.0979
UDD	-0.225426	0.098358	-2.291889	0.0236
KI	-0.258755	0.065702	-3.938338	0.0001
UDK	-0.225514	0.108844	-2.071913	0.0404
KA	-0.396967	0.196134	-2.023962	0.0452
UP	1.839923	0.837500	2.196923	0.0299
LEV	-0.067841	0.061855	-1.096779	0.2749
LI	0.190764	0.051717	3.688612	0.0003
R-squared	0.389964	Mean dependent var		0.836385
Adjusted R-squared	0.354961	S.D. dependent var		0.518769
S.E. of regression	0.416645	Akaike info criterion		1.146401
Sum squared resid	21.17839	Schwarz criterion		1.322865
Log likelihood	-66.51607	Hannan-Quinn criter.		1.218104
F-statistic	11.14115	Durbin-Watson stat		1.885489
Prob(F-statistic)	0.000000			

(Sumber data : diolah menggunakan eviews, 2019)

## Lampiran 18 FIXED EFFECT

Dependent Variable: FD  
 Method: Panel Least Squares  
 Date: 07/15/19 Time: 13:52  
 Sample: 1 130  
 Periods included: 26  
 Cross-sections included: 5  
 Total panel (balanced) observations: 130

Variable	Coefficient	Std. Error	t-Statistic	Prob.
C	-4.715014	2.707163	-1.741681	0.0842
UDD	-0.226924	0.099784	-2.274140	0.0248
KI	-0.259016	0.066666	-3.885306	0.0002
UDK	-0.218374	0.110788	-1.971092	0.0511
KA	-0.441365	0.204448	-2.158807	0.0329
UP	1.938782	0.855762	2.265563	0.0253
LEV	-0.066036	0.063891	-1.033583	0.3034
LI	0.182578	0.054601	3.343872	0.0011

Effects Specification				
Cross-section fixed (dummy variables)				
R-squared	0.396203	Mean dependent var		0.836385
Adjusted R-squared	0.339917	S.D. dependent var		0.518769
S.E. of regression	0.421476	Akaike info criterion		1.197658
Sum squared resid	20.96177	Schwarz criterion		1.462354
Log likelihood	-65.84778	Hannan-Quinn criter.		1.305213
F-statistic	7.039094	Durbin-Watson stat		1.926427
Prob(F-statistic)	0.000000			

*(Sumber data : diolah menggunakan eviews, 2019)*