

LAMPIRAN

Lampiran 1 Distribusi Ukuran Partikel

SZ-100

Ultrasonik 2' 0,2% M - 1 R1.nsz

Measurement Results

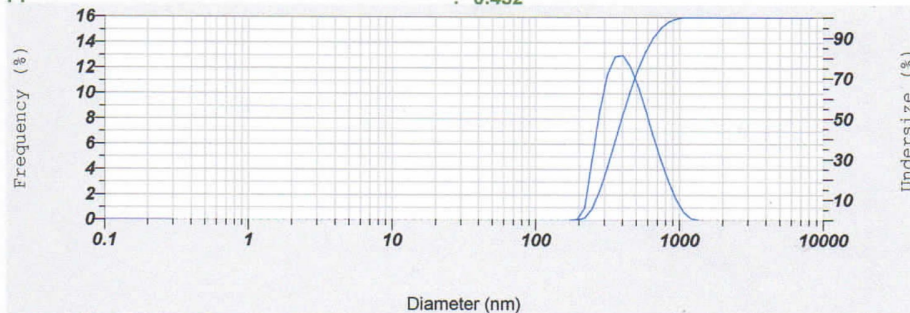
Date : Monday, February 04, 2019 1:18:01 PM
 Measurement Type : Particle Size
 Sample Name : Ultrasonik 0,2% 2 menit M1
 Scattering Angle : 90
 Temperature of the Holder : 25.0 °C
 Dispersion Medium Viscosity : 0.895 mPa·s
 Transmission Intensity before Meas. : 33593
 Distribution Form : Standard
 Distribution Form(Dispersity) : Monodisperse
 Representation of Result : Scattering Light Intensity
 Count Rate : 198 kCPS

Calculation Results

Peak No.	S.P.Area Ratio	Mean	S. D.	Mode
1	1.00	432.8 nm	159.5 nm	377.2 nm
2	---	--- nm	--- nm	--- nm
3	---	--- nm	--- nm	--- nm
Total	1.00	432.8 nm	159.5 nm	377.2 nm

Cumulant Operations

Z-Average : 368.3 nm
 PI : 0.452



No.	Diameter	Frequency	Cumulation	No.	Diameter	Frequency	Cumulation	No.	Diameter	Frequency	Cumulation	No.	Diameter	Frequency	Cumulation
1	0.34	0.000	0.000	22	4.40	0.000	0.000	43	57.09	0.000	0.000	64	740.89	4.752	94.588
2	0.38	0.000	0.000	23	4.97	0.000	0.000	44	64.50	0.000	0.000	65	837.07	3.047	97.635
3	0.43	0.000	0.000	24	5.61	0.000	0.000	45	72.87	0.000	0.000	66	945.74	1.846	99.481
4	0.48	0.000	0.000	25	6.34	0.000	0.000	46	82.33	0.000	0.000	67	1068.52	0.630	99.811
5	0.55	0.000	0.000	26	7.17	0.000	0.000	47	93.02	0.000	0.000	68	1207.24	0.088	100.000
6	0.62	0.000	0.000	27	8.10	0.000	0.000	48	105.10	0.000	0.000	69	1363.97	0.000	100.000
7	0.70	0.000	0.000	28	9.15	0.000	0.000	49	118.74	0.000	0.000	70	1541.04	0.000	100.000
8	0.80	0.000	0.000	29	10.34	0.000	0.000	50	134.16	0.000	0.000	71	1741.10	0.000	100.000
9	0.90	0.000	0.000	30	11.68	0.000	0.000	51	151.57	0.000	0.000	72	1967.14	0.000	100.000
10	1.02	0.000	0.000	31	13.20	0.000	0.000	52	171.25	0.000	0.000	73	2222.51	0.000	100.000
11	1.15	0.000	0.000	32	14.81	0.000	0.000	53	193.48	0.028	0.028	74	2511.05	0.000	100.000
12	1.30	0.000	0.000	33	16.84	0.000	0.000	54	218.80	0.562	0.592	75	2837.04	0.000	100.000
13	1.47	0.000	0.000	34	19.03	0.000	0.000	55	246.98	4.753	5.732	76	3205.35	0.000	100.000
14	1.65	0.000	0.000	35	21.50	0.000	0.000	56	279.04	8.709	14.441	77	3621.48	0.000	100.000
15	1.87	0.000	0.000	36	24.29	0.000	0.000	57	315.27	11.522	25.962	78	4081.83	0.000	100.000
16	2.11	0.000	0.000	37	27.45	0.000	0.000	58	356.00	12.888	38.851	79	4622.81	0.000	100.000
17	2.39	0.000	0.000	38	31.01	0.000	0.000	59	402.44	12.888	51.849	80	5222.96	0.000	100.000
18	2.70	0.000	0.000	39	35.03	0.000	0.000	60	454.89	12.087	63.946	81	5901.02	0.000	100.000
19	3.05	0.000	0.000	40	39.58	0.000	0.000	61	513.71	10.558	74.502	82	6667.10	0.000	100.000
20	3.45	0.000	0.000	41	44.72	0.000	0.000	62	580.41	8.685	83.167	83	7532.85	0.000	100.000
21	3.88	0.000	0.000	42	50.53	0.000	0.000	63	655.76	6.688	89.836	84	8510.58	0.000	100.000

SZ-100

Ultrasonik 4' 0,2% M - 1 R1.nsz

Measurement Results

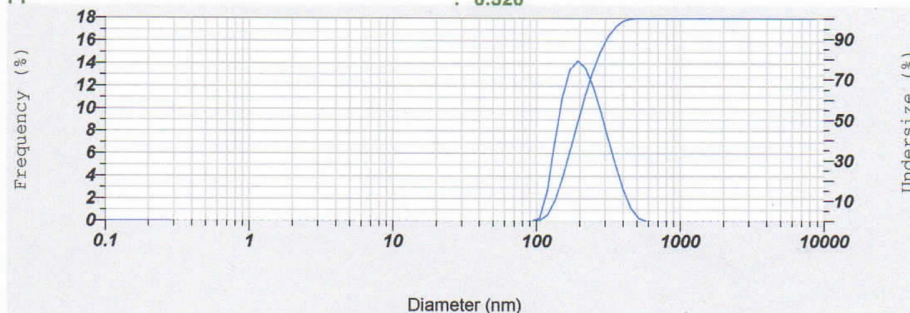
Date : Monday, February 04, 2019 2:37:38 PM
 Measurement Type : Particle Size
 Sample Name : Ultrasonik 0,2% 4 menit M1
 Scattering Angle : 90
 Temperature of the Holder : 24.9 °C
 Dispersion Medium Viscosity : 0.897 mPa·s
 Transmission Intensity before Meas. : 33951
 Distribution Form : Standard
 Distribution Form(Dispersity) : Monodisperse
 Representation of Result : Scattering Light Intensity
 Count Rate : 143 kCPS

Calculation Results

Peak No.	S.P.Area Ratio	Mean	S. D.	Mode
1	1.00	210.5 nm	69.3 nm	182.1 nm
2	---	--- nm	--- nm	--- nm
3	---	--- nm	--- nm	--- nm
Total	1.00	210.5 nm	69.3 nm	182.1 nm

Cumulant Operations

Z-Average : 311.1 nm
 PI : 0.520



No.	Diameter	Frequency	Cumulation	No.	Diameter	Frequency	Cumulation	No.	Diameter	Frequency	Cumulation	No.	Diameter	Frequency	Cumulation
1	0.34	0.000	0.000	22	4.40	0.000	0.000	43	57.09	0.000	0.000	64	740.89	0.000	100.000
2	0.38	0.000	0.000	23	4.97	0.000	0.000	44	64.50	0.000	0.000	65	837.07	0.000	100.000
3	0.43	0.000	0.000	24	5.61	0.000	0.000	45	72.67	0.000	0.000	66	945.74	0.000	100.000
4	0.49	0.000	0.000	25	6.34	0.000	0.000	46	82.33	0.000	0.000	67	1068.52	0.000	100.000
5	0.55	0.000	0.000	26	7.17	0.000	0.000	47	93.02	0.000	0.000	68	1207.24	0.000	100.000
6	0.62	0.000	0.000	27	8.10	0.000	0.000	48	105.10	0.228	0.228	69	1363.97	0.000	100.000
7	0.70	0.000	0.000	28	9.15	0.000	0.000	49	118.74	2.603	2.831	70	1541.04	0.000	100.000
8	0.80	0.000	0.000	29	10.34	0.000	0.000	50	134.16	7.045	9.876	71	1741.10	0.000	100.000
9	0.90	0.000	0.000	30	11.68	0.000	0.000	51	151.57	11.006	20.882	72	1987.14	0.000	100.000
10	1.02	0.000	0.000	31	13.20	0.000	0.000	52	171.25	13.438	34.318	73	2222.51	0.000	100.000
11	1.15	0.000	0.000	32	14.91	0.000	0.000	53	193.48	14.208	48.526	74	2511.05	0.000	100.000
12	1.30	0.000	0.000	33	16.84	0.000	0.000	54	218.60	13.588	62.114	75	2837.04	0.000	100.000
13	1.47	0.000	0.000	34	19.03	0.000	0.000	55	246.88	11.968	74.082	76	3205.35	0.000	100.000
14	1.66	0.000	0.000	35	21.50	0.000	0.000	56	279.04	9.749	83.830	77	3621.48	0.000	100.000
15	1.87	0.000	0.000	36	24.29	0.000	0.000	57	315.27	7.282	91.113	78	4091.83	0.000	100.000
16	2.11	0.000	0.000	37	27.45	0.000	0.000	58	356.20	4.869	95.972	79	4622.81	0.000	100.000
17	2.39	0.000	0.000	38	31.01	0.000	0.000	59	402.44	2.720	98.691	80	5222.98	0.000	100.000
18	2.70	0.000	0.000	39	35.03	0.000	0.000	60	454.89	1.091	99.783	81	5901.02	0.000	100.000
19	3.05	0.000	0.000	40	39.58	0.000	0.000	61	513.71	0.217	100.000	82	6667.10	0.000	100.000
20	3.45	0.000	0.000	41	44.72	0.000	0.000	62	580.41	0.000	100.000	83	7532.85	0.000	100.000
21	3.89	0.000	0.000	42	50.53	0.000	0.000	63	655.76	0.000	100.000	84	8510.56	0.000	100.000

SZ-100

Ultrasonik 6' 0,2% M - 1 R1.nsz Measurement Results

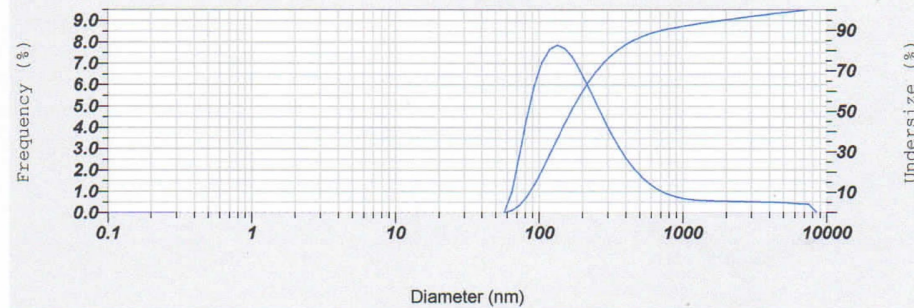
Date : Monday, February 04, 2019 3:25:16 PM
 Measurement Type : Particle Size
 Sample Name : Ultrasonik 0,2% 6 menit M1
 Scattering Angle : 90
 Temperature of the Holder : 24.9 °C
 Dispersion Medium Viscosity : 0.897 mPa·s
 Transmission Intensity before Meas. : 30579
 Distribution Form : Standard
 Distribution Form(Dispersity) : Monodisperse
 Representation of Result : Scattering Light Intensity
 Count Rate : 292 kCPS

Calculation Results

Peak No.	S.P.Area Ratio	Mean	S. D.	Mode
1	1.00	437.4 nm	930.3 nm	126.2 nm
2	---	--- nm	--- nm	--- nm
3	---	--- nm	--- nm	--- nm
Total	1.00	437.4 nm	930.3 nm	126.2 nm

Cumulant Operations

Z-Average : 242.7 nm
 PI : 0.479



No.	Diameter	Frequency	Cumulation	No.	Diameter	Frequency	Cumulation	No.	Diameter	Frequency	Cumulation	No.	Diameter	Frequency	Cumulation
1	0.34	0.000	0.000	22	4.40	0.000	0.000	43	57.09	0.000	0.000	64	740.89	0.928	90.070
2	0.38	0.000	0.000	23	4.97	0.000	0.000	44	64.50	0.927	0.927	65	837.07	0.791	90.860
3	0.43	0.000	0.000	24	5.61	0.000	0.000	45	73.87	2.835	3.562	66	945.74	0.894	91.554
4	0.49	0.000	0.000	25	6.34	0.000	0.000	46	82.33	4.450	8.011	67	1068.52	0.627	92.181
5	0.55	0.000	0.000	26	7.17	0.000	0.000	47	93.02	5.971	13.982	68	1207.24	0.583	92.764
6	0.62	0.000	0.000	27	8.10	0.000	0.000	48	105.10	7.047	21.029	69	1363.97	0.555	93.320
7	0.70	0.000	0.000	28	9.15	0.000	0.000	49	118.74	7.856	28.885	70	1541.04	0.538	93.853
8	0.80	0.000	0.000	29	10.34	0.000	0.000	50	134.16	7.543	36.528	71	1741.10	0.528	94.386
9	0.90	0.000	0.000	30	11.68	0.000	0.000	51	151.67	7.680	44.208	72	1967.14	0.522	94.908
10	1.02	0.000	0.000	31	13.20	0.000	0.000	52	171.25	7.253	51.462	73	2222.51	0.517	95.425
11	1.15	0.000	0.000	32	14.91	0.000	0.000	53	193.48	6.645	58.106	74	2511.05	0.511	95.936
12	1.30	0.000	0.000	33	16.84	0.000	0.000	54	218.80	5.930	64.036	75	2837.04	0.505	96.441
13	1.47	0.000	0.000	34	19.03	0.000	0.000	55	246.98	5.173	69.210	76	3205.35	0.498	96.938
14	1.68	0.000	0.000	35	21.50	0.000	0.000	56	279.04	4.425	73.634	77	3621.48	0.488	97.423
15	1.87	0.000	0.000	36	24.28	0.000	0.000	57	315.27	3.720	77.354	78	4091.53	0.473	97.896
16	2.11	0.000	0.000	37	27.45	0.000	0.000	58	356.20	3.082	80.436	79	4622.81	0.458	98.354
17	2.39	0.000	0.000	38	31.01	0.000	0.000	59	402.44	2.525	82.961	80	5222.98	0.441	98.794
18	2.70	0.000	0.000	39	35.03	0.000	0.000	60	454.69	2.054	85.015	81	5901.02	0.422	99.217
19	3.05	0.000	0.000	40	39.58	0.000	0.000	61	513.71	1.665	86.680	82	6667.10	0.402	99.619
20	3.45	0.000	0.000	41	44.72	0.000	0.000	62	580.41	1.353	88.033	83	7532.65	0.381	100.000
21	3.89	0.000	0.000	42	50.53	0.000	0.000	63	655.76	1.110	89.144	84	8510.56	0.000	100.000

Lampiran 2 Zeta Potensial

SZ-100

Measurement Results

Zeta Potential 0,2% 2 menit M1 R2.nzt

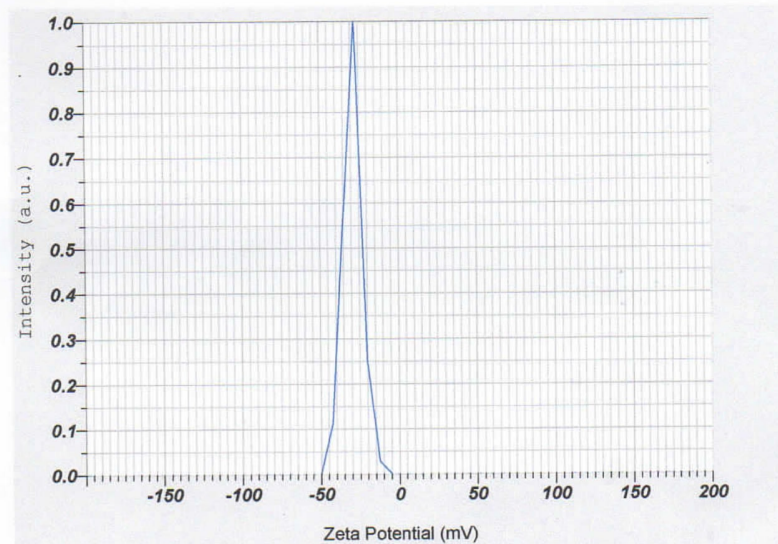
Measurement Results

Date : Saturday, February 16, 2019 1:47:02 PM
 Measurement Type : Zeta Potential
 Sample Name : Ultrasonik 2 menit 0.2% minggu 1
 Temperature of the Holder : 24.9 °C
 Dispersion Medium Viscosity : 0.897 mPa·s
 Conductivity : 0.305 mS/cm
 Electrode Voltage : 3.3 V

Calculation Results

Peak No.	Zeta Potential	Electrophoretic Mobility
1	-29.6 mV	-0.000229 cm ² /Vs
2	-- mV	-- cm ² /Vs
3	-- mV	-- cm ² /Vs

Zeta Potential (Mean) : -29.6 mV
 Electrophoretic Mobility Mean : -0.000229 cm²/Vs



SZ-100

Measurement Results

Zeta Potential 0,2% 4 menit M1.nzt

Measurement Results

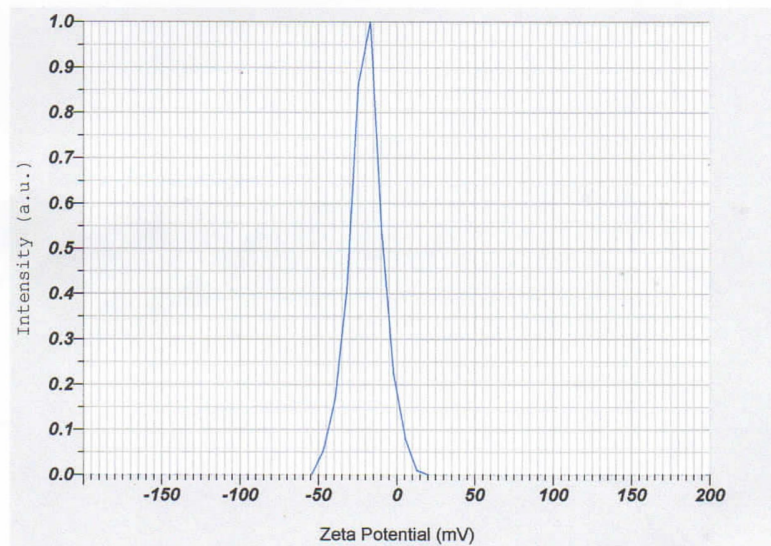
Date : Saturday, February 16, 2019 2:01:10 PM
 Measurement Type : Zeta Potential
 Sample Name : Ultrasonik 6 menit 0.2% minggu 1
 Temperature of the Holder : 25.0 °C
 Dispersion Medium Viscosity : 0.896 mPa·s
 Conductivity : 0.359 mS/cm
 Electrode Voltage : 3.3 V

Calculation Results

Peak No.	Zeta Potential	Electrophoretic Mobility
1	-19.6 mV	-0.000152 cm ² /Vs
2	-- mV	-- cm ² /Vs
3	-- mV	-- cm ² /Vs

Zeta Potential (Mean) : -19.6 mV

Electrophoretic Mobility Mean : -0.000152 cm²/Vs



SZ-100

Measurement Results

Zeta Potential 0,2% 6 menit M1 R2.nzt

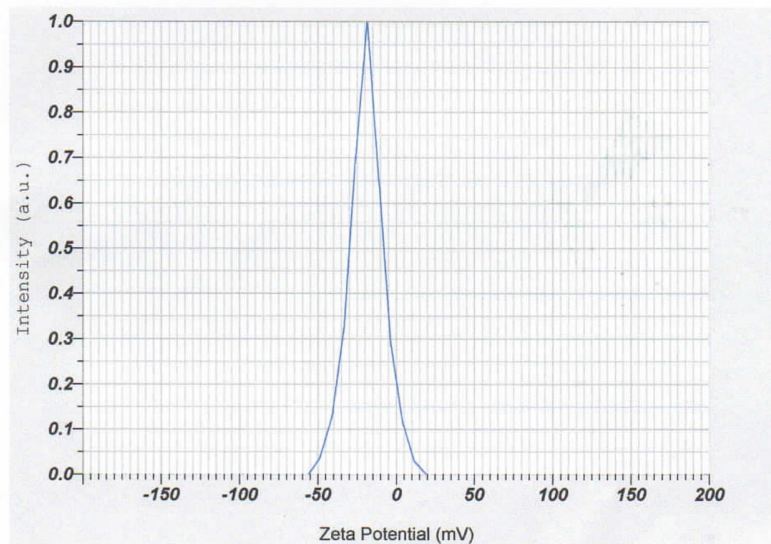
Measurement Results

Date : Saturday, February 16, 2019 2:00:35 PM
 Measurement Type : Zeta Potential
 Sample Name : Ultrasonik 6 menit 0.2% minggu 1
 Temperature of the Holder : 24.8 °C
 Dispersion Medium Viscosity : 0.900 mPa·s
 Conductivity : 0.359 mS/cm
 Electrode Voltage : 3.3 V

Calculation Results

Peak No.	Zeta Potential	Electrophoretic Mobility
1	-19.0 mV	-0.000146 cm ² /Vs
2	-- mV	-- cm ² /Vs
3	-- mV	-- cm ² /Vs

Zeta Potential (Mean) : -19.0 mV
 Electrophoretic Mobility Mean : -0.000146 cm²/Vs



Lampiran 3 Data Ukuran Partikel Ekstrak *Pueraria mirifica*

SZ-100

201904161021031.nsz

Measurement Results

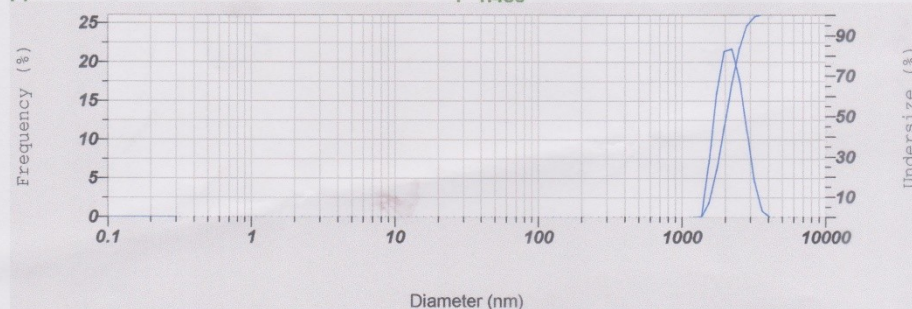
Date : Tuesday, April 16, 2019 10:21:05 AM
 Measurement Type : Particle Size
 Sample Name : PUERARIA MIRIFICA
 Scattering Angle : 90
 Temperature of the Holder : 24.9 °C
 Dispersion Medium Viscosity : 0.897 mPa·s
 Transmission Intensity before Meas. : 24477
 Distribution Form : Standard
 Distribution Form(Dispersity) : Monodisperse
 Representation of Result : Scattering Light Intensity
 Count Rate : 206 KCPS

Calculation Results

Peak No.	S.P.Area Ratio	Mean	S. D.	Mode
1	1.00	2084.8 nm	418.4 nm	2069.3 nm
2	---	--- nm	--- nm	--- nm
3	---	--- nm	--- nm	--- nm
Total	1.00	2084.8 nm	418.4 nm	2069.3 nm

Cumulant Operations

Z-Average : 1682.7 nm
 PI : 1.450



No.	Diameter	Frequency	Cumulation	No.	Diameter	Frequency	Cumulation	No.	Diameter	Frequency	Cumulation	No.	Diameter	Frequency	Cumulation
1	0.34	0.000	0.000	22	4.40	0.000	0.000	43	57.09	0.000	0.000	84	740.89	0.000	0.000
2	0.38	0.000	0.000	23	4.97	0.000	0.000	44	64.50	0.000	0.000	85	837.07	0.000	0.000
3	0.43	0.000	0.000	24	5.61	0.000	0.000	45	72.87	0.000	0.000	86	945.74	0.000	0.000
4	0.49	0.000	0.000	25	6.34	0.000	0.000	46	82.33	0.000	0.000	87	1068.52	0.000	0.000
5	0.55	0.000	0.000	26	7.17	0.000	0.000	47	93.02	0.000	0.000	88	1207.24	0.000	0.000
6	0.62	0.000	0.000	27	8.10	0.000	0.000	48	105.10	0.000	0.000	89	1363.97	0.043	0.043
7	0.70	0.000	0.000	28	9.15	0.000	0.000	49	118.74	0.000	0.000	90	1541.04	7.022	7.066
8	0.80	0.000	0.000	29	10.34	0.000	0.000	50	134.16	0.000	0.000	91	1741.10	16.004	23.070
9	0.90	0.000	0.000	30	11.68	0.000	0.000	51	151.57	0.000	0.000	92	1967.14	21.340	44.409
10	1.02	0.000	0.000	31	13.20	0.000	0.000	52	171.25	0.000	0.000	93	2222.51	21.632	66.042
11	1.15	0.000	0.000	32	14.91	0.000	0.000	53	193.48	0.000	0.000	94	2511.05	17.850	83.892
12	1.30	0.000	0.000	33	16.84	0.000	0.000	54	218.60	0.000	0.000	95	2837.04	11.125	94.817
13	1.47	0.000	0.000	34	19.03	0.000	0.000	55	246.98	0.000	0.000	96	3205.35	4.466	99.282
14	1.66	0.000	0.000	35	21.50	0.000	0.000	56	279.04	0.000	0.000	97	3621.48	0.718	100.000
15	1.87	0.000	0.000	36	24.29	0.000	0.000	57	315.27	0.000	0.000	98	4091.83	0.000	100.000
16	2.11	0.000	0.000	37	27.45	0.000	0.000	58	356.20	0.000	0.000	99	4622.81	0.000	100.000
17	2.39	0.000	0.000	38	31.01	0.000	0.000	59	402.44	0.000	0.000	100	5222.96	0.000	100.000
18	2.70	0.000	0.000	39	35.03	0.000	0.000	60	454.89	0.000	0.000	101	5901.02	0.000	100.000
19	3.05	0.000	0.000	40	39.58	0.000	0.000	61	513.71	0.000	0.000	102	6667.10	0.000	100.000
20	3.45	0.000	0.000	41	44.72	0.000	0.000	62	580.41	0.000	0.000	103	7532.85	0.000	100.000
21	3.89	0.000	0.000	42	50.53	0.000	0.000	63	655.76	0.000	0.000	104	8510.58	0.000	100.000

Lampiran 4 Certificate of Analysis Pueraria mirifica




HASIL PEMERIKSAAN

Nama Bahan : Pueraria Mirifica Liq
Batch : J 0172/15 (A57120103)
Ex : St. Herb Cosmetics
E.D : 12/2018
Grade : Farma

Jenis pemeriksaan	Syarat	Hasil
Pemerian	Cairan, kecoklatan, bau lemah	Sesuai
Kelarutan	Larut dalam air dan etanol	Sesuai
Bobot Jenis	1. 034 – 1.060 gr/ml	1.054 g /ml
pH	5.0	5.0
Indeks bias	1.382 – 1.410	1.405

Kesimpulan : *Memenuhi Syarat*

Cikarang, 16 – 03 – 2015

Pemeriksa

Putreni
Analisis

Penanggung Jawab

Dra. Tri Hartati
Apoteker
SIK.3836/B

HEAD OFFICE : Jl. Cideng Barat No. 78, Jakarta Pusat 10150, Telp. (021) 3522738 (hunting) Fax. : (021) 3522734, E-mail : btcsek@brataco.com
BRANCH OFFICE :

- JAKARTA : Jl. Mangga Besar V No.5, Jakarta 11180 Telp. (021) 6290113 (hunting 3 lines) Fax. (021) 6292430
- BANDUNG : Jl. Boulevard Raya Blok TB2 No. 5, Jakarta 14240 Telp. (021) 4584682-94 Fax. (021) 4532615
- BANDUNG : Jl. Kelenjang No. 8, Bandung Telp. (022) 6077129, 6030808 Fax. (022) 6031979
- BANDUNG : Jl. Terusan Jakarta No. 77G, Bandung Telp. (022) 7101277, 7210308-309 Fax. (022) 7210310
- SEMARANG : Jl. Brigjen. Katarno No. 19 Telp. (024) 8415272, 8415999 Fax. (024) 8414980
- YOGYA : Jl. Bhayangkara No. 45, Yogya Telp. (0274) 543349, 515390 Fax. (0274) 543349
- SURABAYA : Jl. Tidar No. 89, Surabaya Telp. (031) 5322887, 5325257 Fax. (031) 5310465
- MEDAN : Jl. Iskandar Muda no. 40 B, Medan Telp. (061) 4148272, 4523189 Fax. (061) 4525996

SUB BRANCH OFFICE : TANGERANG, BOGOR, CIKARANG, CIREBON, TASIKMALAYA, SOLO, PURWOKERTO, TEGAL, MALANG, SIDOARJO, DENPASAR, PALEMBANG, MAKASSAR
The Nationwide Chemicals and Ingredients Distributor



COA No.: 15122014
Date: 15/12/2014

CERTIFICATE OF ANALYSIS AND TEST REPORT (PAGE 1 OF 2)

LOT NO. : A57120103 | Mfg. Date: 01/12/2014 | Exp. Date: 01/12/2018

SECTION 1: IDENTIFICATION

Product Name (As listed on label) : Pueraria Mirifica Herbal Extracted in liquid type (High Concentration)

Trade Names With Assigned INCI Name:

CTFA File Number: 5264

Trade Name: Pueraria Mirifica Extracted

Assigned INCI Name(s): Propylene Glycol Pueraria Mirifica Root Extract

Packaging : Plastic Gallon
 Preservative : NIL
 Manufacturer's Name : SHERB COSMETICS INTERNATIONAL CO., LTD
 Registration address : 456, M.4 Tambol Suangtang, Muang Suphanburi 72210, Thailand
 Head office : 807/335 Moo 8, Pumarin Village, Phaholyothin Rd., Kukot, Lumlukka, Pathumthani 12130, Thailand
 Business Telephone : (662) 532-4600
 Fax : (662) 532-4618

SECTION 2: MICROBIOLOGICAL TESTING

Analysis	Unit	Result(s)	Detection Limit	Method
Escherichia coli	MPN/mL	< 3.0	Negative	BAM(2002)
Aerobic Plate Count	CFU/mL	< 1	Negative	BAM(2001)
Yeast and Mold	CFU/mL	< 1	Negative	BAM(2001)
Coliforms	CFU/mL	< 1	Negative	BAM(2002)
Clostridium perfringens	In 0.1 mL	Not Detected	Negative	BAM(2001)
Staphylococcus aureus	In 1 mL	Not Detected	Negative	BAM(2001)
Streptococcus spp.	In 10 mL	Not Detected	Negative	TIS
Salmonella spp.	In 25 mL	Not Detected	Negative	BAM(2006)
Pseudomonas aeruginosa	In 25 mL	Not Detected	Negative	BAM(2001)

SECTION 3: PESTICIDE - ORGANOCHLORINE GROUP

Analysis	Unit	Result(s)	Detection Limit	Method
Aldrin	mg/kg	Not Detected	0.001	JAOAC(2007)
Alpha-BHC	mg/kg	Not Detected	0.001	JAOAC(2007)
Beta-BHC	mg/kg	Not Detected	0.001	JAOAC(2007)
Chlordane	mg/kg	Not Detected	0.001	JAOAC(2007)
Delta-BHC	mg/kg	Not Detected	0.001	JAOAC(2007)
Dieldrin	mg/kg	Not Detected	0.001	JAOAC(2007)
Endosulfan	mg/kg	Not Detected	0.001	JAOAC(2007)
Endosulfan I	mg/kg	Not Detected	0.001	JAOAC(2007)
Endosulfan II	mg/kg	Not Detected	0.001	JAOAC(2007)
Endosulfansulfate	mg/kg	Not Detected	0.001	JAOAC(2007)
Endrin	mg/kg	Not Detected	0.001	JAOAC(2007)
Gamma-BHC	mg/kg	Not Detected	0.001	JAOAC(2007)
Hepatachlor	mg/kg	Not Detected	0.001	JAOAC(2007)
Hepatachlor-Epoxyde	mg/kg	Not Detected	0.001	JAOAC(2007)
o,p'-DDD	mg/kg	Not Detected	0.001	JAOAC(2007)
o,p'-DDE	mg/kg	Not Detected	0.001	JAOAC(2007)
o,p'-DDT	mg/kg	Not Detected	0.001	JAOAC(2007)

St. herb Cosmetics International Co., Ltd.
 807/335 Moo 8, Pumarin Village, Phaholyothin Rd.,
 Kukot, Lumlukka, Pathumthani 12130, Thailand
 Tel: (662) 532-4600 Fax: (662) 532-4618

CERTIFICATE OF ANALYSIS AND TEST REPORT (PAGE 2 OF 2)

p,p'-DDD	mg/kg	Not Detected	0.001	JAOAC(2007)
p,p'-DDE	mg/kg	Not Detected	0.001	JAOAC(2007)
p,p'-DDT	mg/kg	Not Detected	0.001	JAOAC(2007)
Dicofol	mg/kg	Not Detected	0.001	JAOAC(2007)
Endrin aldehyde	mg/kg	Not Detected	0.001	JAOAC(2007)
Methoxychlor	mg/kg	Not Detected	0.001	JAOAC(2007)
DDT	mg/kg	Not Detected	0.001	JAOAC(2007)
Lindane	mg/kg	Not Detected	0.001	JAOAC(2007)
Delta-BHC	mg/kg	Not Detected	0.001	JAOAC(2007)

SECTION 4: METALS TESTING

Analysis	Units	Detection Limit	Result (s)	Method
Mercury	ppm	0.0002	< 0.005	US EPA
Arsenic	ppm	0.002	Not Detected	AOAC(2005)
Cadmium	ppm	0.007	Not Detected	AOAC(2005)
Copper	ppm	0.08	< 0.35	AOAC(2005)
Lead	ppm	0.03	< 0.10	AOAC(2005)
Zinc	ppm	0.08	0.73	AOAC(2005)
Magnesium	ppm	1.0	45	AOAC(2005)

SECTION 5: CHROMENE, ISOFLAVONOID DERIVATIVES --- HPLC

Analysis	Units	Result(s)	Method
Daidzin	mg/100g	8.01	HPLC
Daidzein	mg/100g	1.12	HPLC
Genistin	mg/100g	3.12	HPLC
Genistein	mg/100g	4.58	HPLC
Puerarin	mg/100g	63.12	HPLC
Miroestrol	mg/100g	76.20	HPLC

All information provided above concerning our product are based upon test and data believed to be reliable. However, it is the user's responsibility to determine the safety, toxicity, and suitability for his or her own use of this product.

Warren J.

(Warren J.)
 Quality Assurance Supervisor



Lampiran 5 Tabel organoleptis

No	Responden	Formula	Warna			Bau		Tekstur	
			Jernih	Tidak jernih		Menyengat	Tidak menyengat	Lengket	Tidak lengket
1.	Nabila Amiqa D	A	2	-		-	2	-	2
		B	2	-		-	2	-	2
		C	2	-		-	2	-	2
2.	Dwi Aswinita	A	2	-		-	2	-	2
		B	2	-		-	2	-	2
		C	2	-		-	2	-	2
3.	Ulinni'mah Dwi	A	2	-		-	2	-	2
		B	2	-		-	2	-	2
		C	2	-		-	2	-	2
4.	Nanda Prasetya	A	2	-		-	2	-	2
		B	2	-		-	2	-	2
		C	2	-		-	2	-	2
5.	Silmi Fauzi Izza	A	2	-		0	-	-	2
		B	2	-		0	-	-	2
		C	2	-		0	-	0	-
6.	Della Novitasari	A	2	-		0	-	-	2
		B	2	-		0	-	-	2
		C	2	-		-	2	-	2
7.	Shofiana	A	2	-		0	-	-	2
		B	2	-		0	-	0	-
		C	2	-		0	-	0	-
8.	Sely Wafiroh	A	2	-		-	2	0	-
		B	2	-		-	2	-	2
		C	2	-		-	2	0	-
9.	Ainun Nurin	A	2	-		0	-	-	2

		B	2	-		0	-	-	2
		C	2	-		-	2	-	2
10.	Irma Nurvita	A	2	-		-	2	-	2
		B	2	-		-	2	0	-
		C	2	-		-	2	0	-
11.	Gita Dwi Arka	A	2	-		-	2	-	2
		B	2	-		-	2	-	2
		C	2	-		-	2	-	2
12.	Autsan	A	2	-		-	2	-	2
		B	2	-		-	2	0	-
		C	2	-		0	-	0	-
13.	Atmim Umurona	A	2	-		0	-	-	2
		B	2	-		0	-	-	2
		C	2	-		0	-	-	2
14.	Devita Praditya	A	2	-		0	-	-	2
		B	2	-		0	-	-	2
		C	2	-		0	-	-	2
15.	Mega Alfiana	A	2	-		0	-	-	2
		B	-	0		0	-	-	2
		C	2	-		0	-	-	2
16.	Firda Shafira	A	2	-		0	-	-	2
		B	2	-		-	2	-	2
		C	2	-		-	2	-	2
17.	Dian Salsabila	A	2	-		-	2	-	2
		B	2	-		-	2	-	2
		C	2	-		0	-	-	2
18.	Fitrah Hidayah	A	2	-		-	2	-	2
		B	2	-		-	2	-	2
		C	2	-		-	2	-	2
19.	Indy	A	2	-		0	-	-	2
		B	2	-		-	2	-	2
		C	2	-		0	-	-	2
20.	Isnaini Adinda P	A	2	-		0	-	-	2
		B	2	-		0	-	-	2

		C	2	-		0	-	0	-
--	--	---	---	---	--	---	---	---	---

Keterangan:


A = Nanosuspensi ekstrak pueraria mirifica 2 menit

B = Nanosuspensi ekstrak pueraria mirifica 4 menit

C = Nanosuspensi ekstrak pueraria mirifica 6 menit

Jumlah yang diperoleh dari formulasi A, B dan C secara berturut turut adalah 98, 96 dan 90. Rata-rata yang diperoleh dari formulasi A,B dan C secara berturut turut adalah 4,9; 4,8 dan 4,5.

Lampiran 6 Alat Particle Size Analyzer



Lampiran 7 Alat Syringe Pump



Lampiran 8 Alat ultrasonic homogenizer probes

