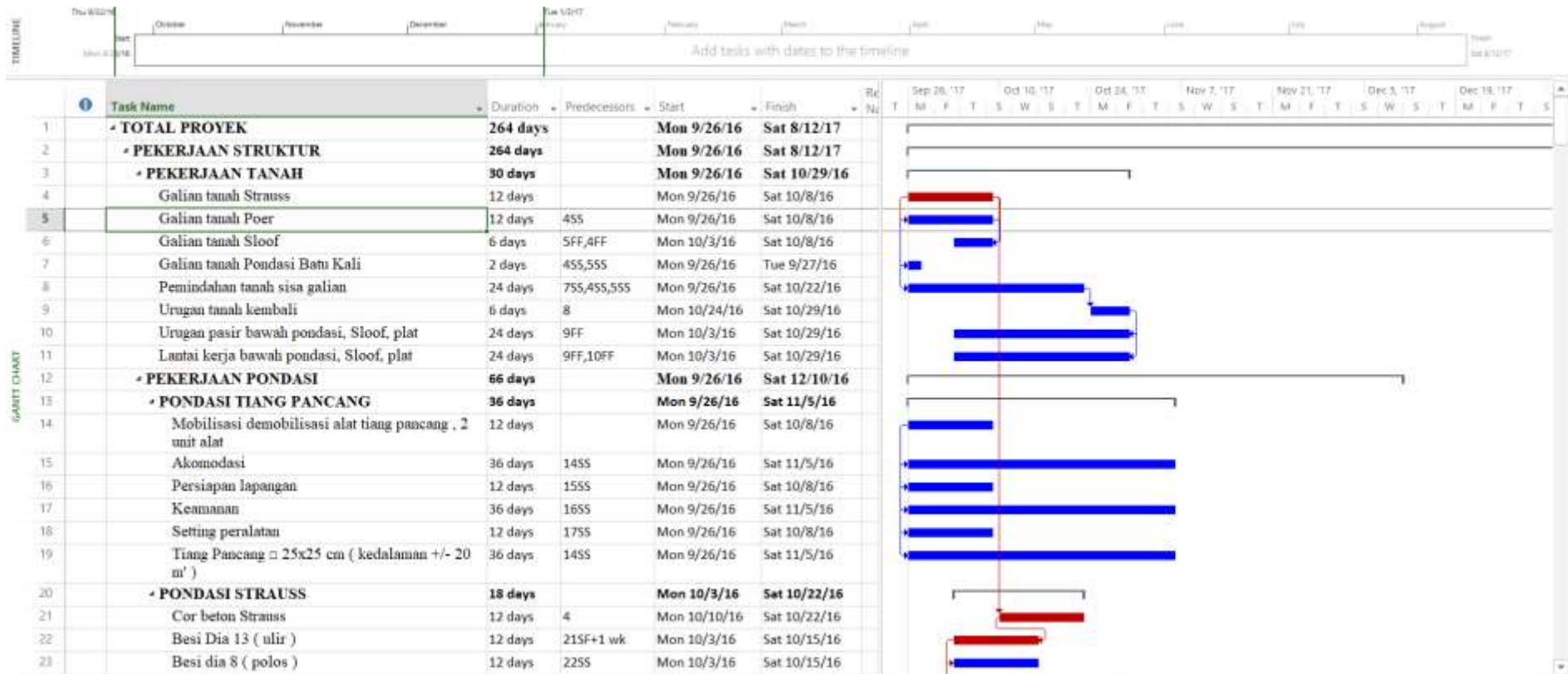
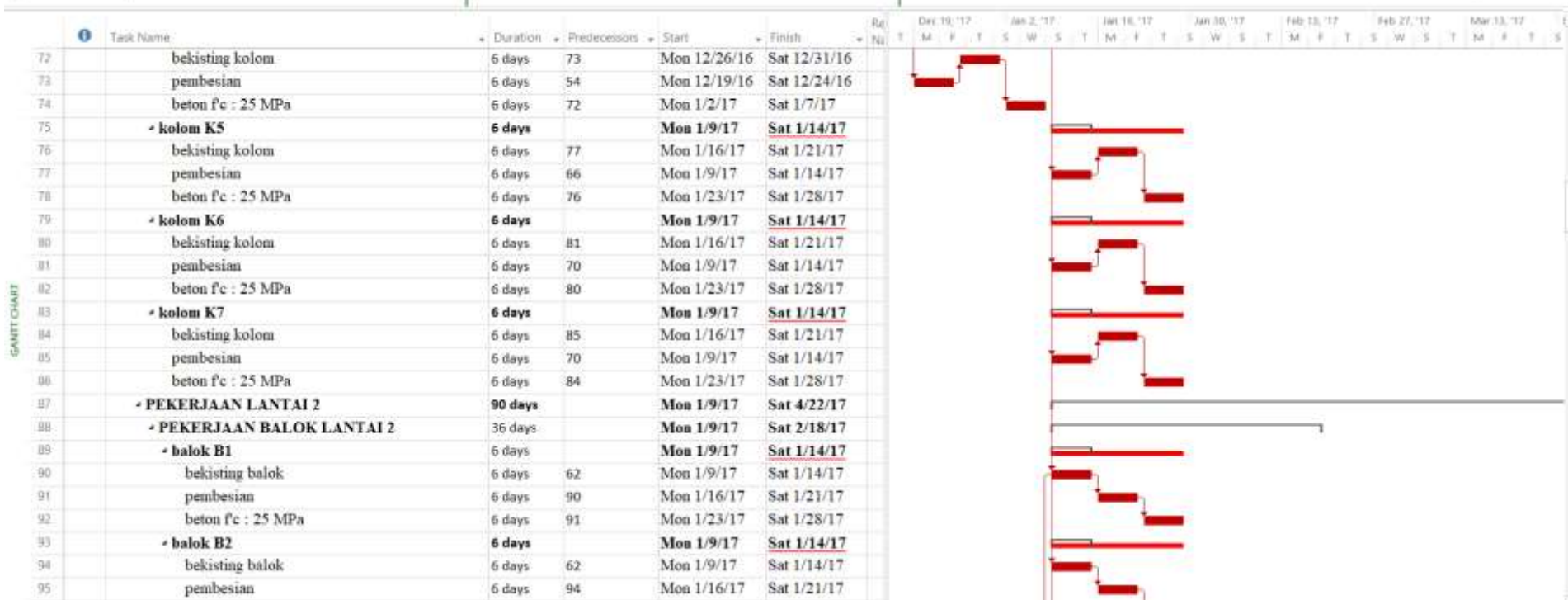


## Lampiran 4. Analisis Data Menggunakan Aplikasi *Microsoft Project*










TIMELINE



Task ID	Task Name	Duration	Predecessors	Start	Finish	Rc	Timeline											
							Dec 18, '17	Jan 2, '17	Jan 16, '17	Jan 30, '17	Feb 13, '17	Feb 27, '17	Mar 13, '17					
							T	M	F	T	S	W	S	T	M	F	T	S
96	beton f'c : 25 MPa	6 days	95	Mon 1/23/17	Sat 1/28/17													
97	• balok B3	6 days		Mon 1/9/17	Sat 1/14/17													
98	bekisting balok	6 days	62	Mon 1/9/17	Sat 1/14/17													
99	pembesian	6 days	98	Mon 1/16/17	Sat 1/21/17													
100	beton f'c : 25 MPa	6 days	99	Mon 1/23/17	Sat 1/28/17													
101	• balok B4	6 days		Mon 1/9/17	Sat 1/14/17													
102	bekisting balok	6 days	62	Mon 1/9/17	Sat 1/14/17													
103	pembesian	6 days	102	Mon 1/16/17	Sat 1/21/17													
104	beton f'c : 25 MPa	6 days	103	Mon 1/23/17	Sat 1/28/17													
105	• balok B5	6 days		Mon 1/30/17	Sat 2/4/17													
106	bekisting balok	6 days	104	Mon 1/30/17	Sat 2/4/17													
107	pembesian	6 days	106	Mon 2/6/17	Sat 2/11/17													
108	beton f'c : 25 MPa	6 days	107	Mon 2/13/17	Sat 2/18/17													
109	• balok B6	6 days		Mon 1/30/17	Sat 2/4/17													
110	bekisting balok	6 days	104	Mon 1/30/17	Sat 2/4/17													
111	pembesian	6 days	110	Mon 2/6/17	Sat 2/11/17													
112	beton f'c : 25 MPa	6 days	111	Mon 2/13/17	Sat 2/18/17													
113	• balok B7	6 days		Mon 1/30/17	Sat 2/4/17													
114	bekisting balok	6 days	104	Mon 1/30/17	Sat 2/4/17													
115	pembesian	6 days	114	Mon 2/6/17	Sat 2/11/17													
116	beton f'c : 25 MPa	6 days	115	Mon 2/13/17	Sat 2/18/17													
117	• balok B8	6 days		Mon 1/30/17	Sat 2/4/17													
118	bekisting balok	6 days	104	Mon 1/30/17	Sat 2/4/17													
119	pembesian	6 days	118	Mon 2/6/17	Sat 2/11/17													

GANNT CHART

