LAMPIRAN



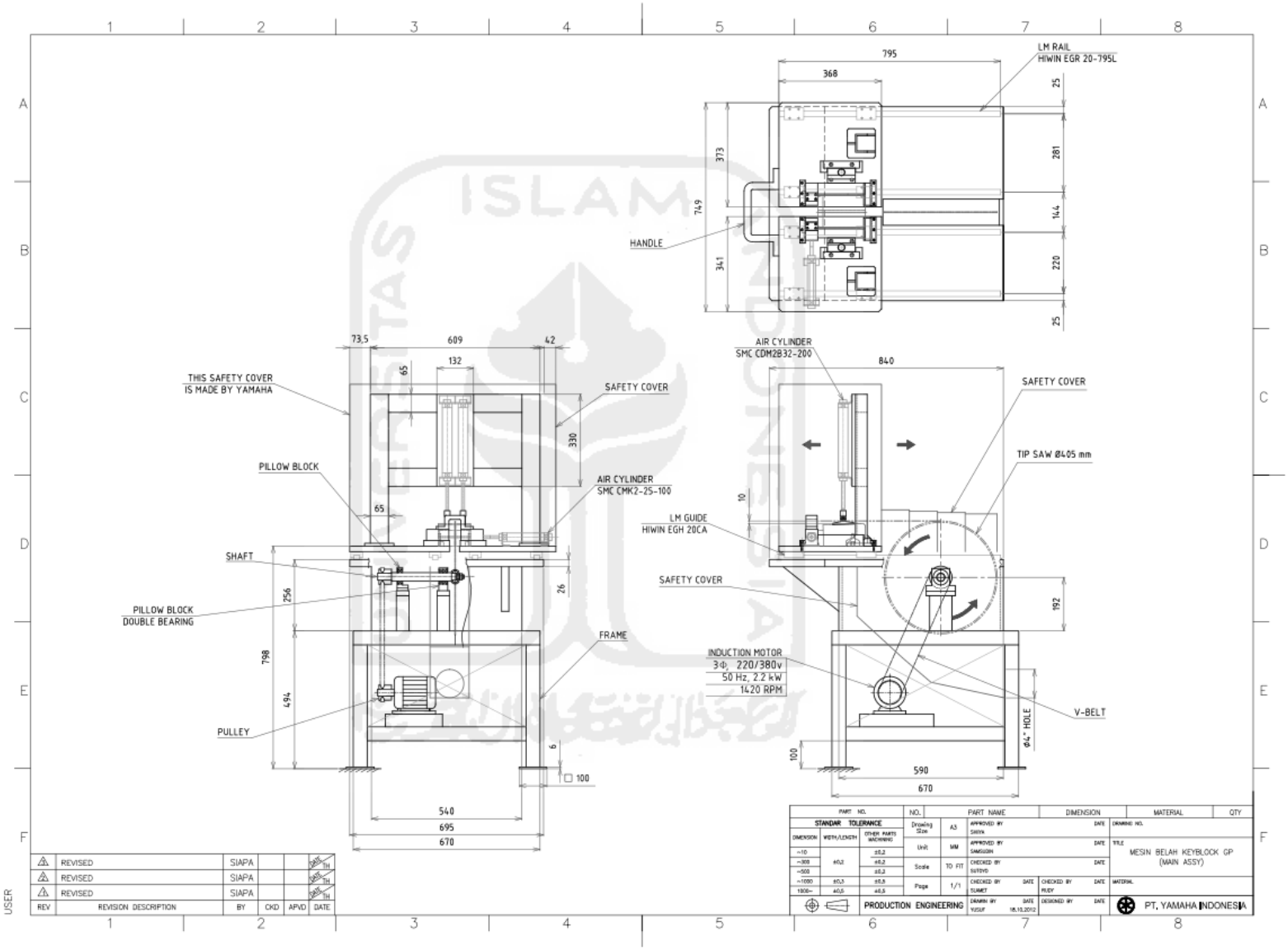
LM RAIL
HIWIN EGR 20-795L
795
368
373
749
341
281
144
220
25
HANDLE
THIS SAFETY COVER
IS MADE BY YAMAHA
SAFETY COVER
PILLOW BLOCK
AIR CYLINDER
SMC CMK2-25-100
SHAFT
PILLOW BLOCK
DOUBLE BEARING
FRAME
PULLEY
73,5
609
42
132
65
330
256
798
494
26
6
100
540
695
670
AIR CYLINDER
SMC CDM2B32-200
840
SAFETY COVER
TIP SAW Ø405 mm
LM GUIDE
HIWIN EGH 20CA
SAFETY COVER
INDUCTION MOTOR
3Φ 220/380v
50 Hz, 2.2 kW
1420 RPM
V-BELT
Ø4 " HOLE
192
100
590
670
REVISED SIAPA
REVISED SIAPA
REVISED SIAPA
REV REVISION DESCRIPTION BY CKD APVD DATE
PART NO. NO. PART NAME DIMENSION MATERIAL QTY
STANDAR TOLERANCE
PRODUCTION ENGINEERING
PT. YAMAHA INDONESIA
MESIN BELAH KEYBLOCK GP
(MAIN ASSY)

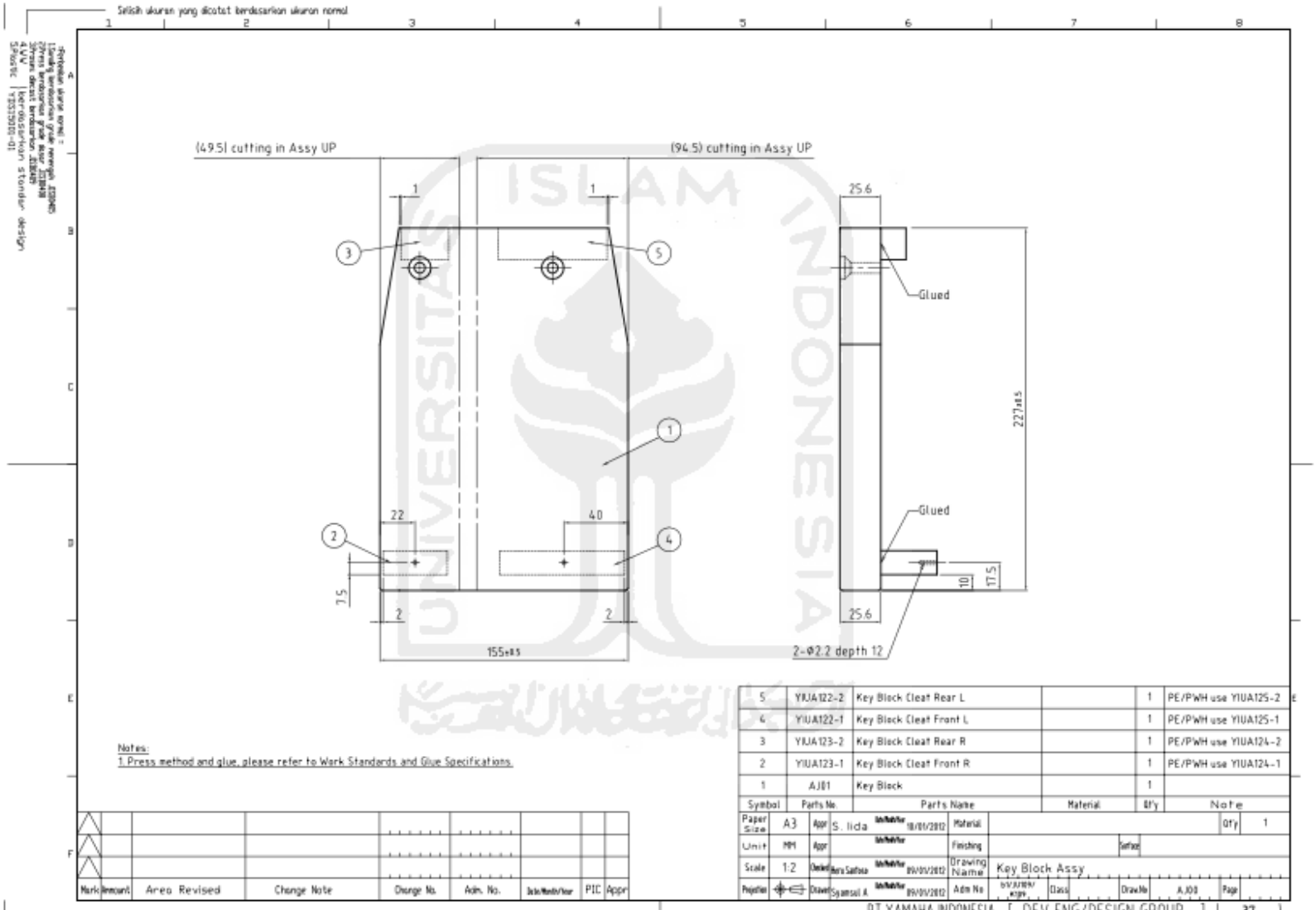
Selisih ukuran yang dicatat berdasarkan ukuran normal
(49.5) cutting in Assy UP
(94.5) cutting in Assy UP
Glued
Glued
2-Φ2.2 depth 12
Notes:
1. Press method and glue, please refer to Work Standards and Glue Specifications.
5 YIUA122-2 Key Block Cleat Rear L 1 PE/PWH use YIUA125-2
4 YIUA122-1 Key Block Cleat Front L 1 PE/PWH use YIUA125-1
3 YIUA123-2 Key Block Cleat Rear R 1 PE/PWH use YIUA124-2
2 YIUA123-1 Key Block Cleat Front R 1 PE/PWH use YIUA124-1
1 AJ01 Key Block 1
Symbol Parts No. Parts Name Material Qty Note
Paper Size A3 Appr S. Iida 18/01/2012 Material Qty 1
Unit MM Appr Finishing Surface
Scale 1:2 Drawing Name Key Block Assy
Drawn Syamsul A 09/01/2012 Adm No Class Draw No AJ00 Page
Mark Amount Area Revised Change Note Change No. Adm. No. PIC Appr
PT YAMAHA INDONESIA [DEV ENG/DESIGN GROUP] 37

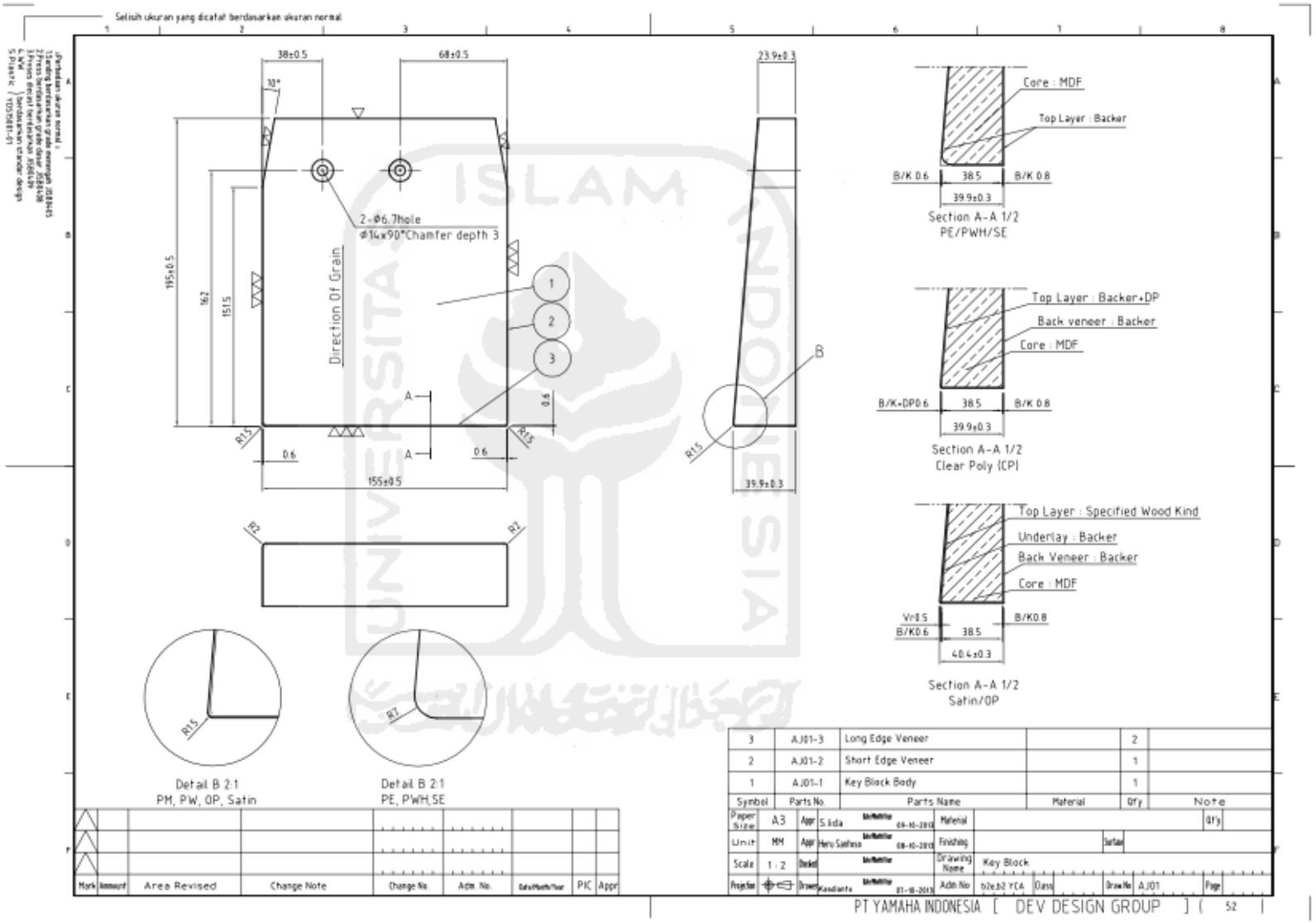
Selisih ukuran yang dicatat berdasarkan ukuran normal
38±0.5
68±0.5
30°
2-Φ6.7hole
Φ14x90°Chamfer depth 3
Direction Of Grain
195±0.5
162
151.5
0.6
R1.5
155±0.5
R2
23.9±0.3
39.9±0.3
B
Core : MDF
Top Layer : Backer
B/K 0.6
38.5
B/K 0.8
39.9±0.3
Section A-A 1/2
PE/PWH/SE
Top Layer : Backer+DP
Back veneer : Backer
Core : MDF
B/K+DP0.6
38.5
B/K 0.8
39.9±0.3
Section A-A 1/2
Clear Poly (CP)
Top Layer : Specified Wood Kind
Underlay : Backer
Back Veneer : Backer
Core : MDF
Vr0.5
B/K0.6
38.5
B/K0.8
40.4±0.3
Section A-A 1/2
Satin/OP
Detail B 2:1
PM, PW, OP, Satin
Detail B 2:1
PE, PWH,SE
3 AJ01-3 Long Edge Veneer 2
2 AJ01-2 Short Edge Veneer 1
1 AJ01-1 Key Block Body 1
Symbol Parts No. Parts Name Material Qty Note
Paper Size A3 Appr S.lida
Unit MM Appr Heru Santoso
Scale 1 : 2 Drawing Name Key Block
Projection Drawer Kasdianto
Adm No b2e,b2 YCA Class Draw No AJ01 Page
Mark Amount Area Revised Change Note Change No. Adm. No. Date/Month/Year PIC Appr
PT YAMAHA INDONESIA [DEV DESIGN GROUP] (52)

Performance Data

Motor types AEEB and AEVB, Class F insulation, 380/ 415V - 50HZ

Output		Full	Frame	% Efficiency			% Power Factor			Current (A)		Current (A)		Torque				Rotor	Approx	Approx
HP	KW	Load Speed (RPM)	Size	Full Load	3/4 Load	1/2 Load	Full Load	3/4 Load	1/2 Load	Full Load	Locked Rotor	Full Load	Locked Rotor	Full Load	Locked Rotor	Pull Up	Pull Out	GD^2	Weight AEEB	Weight AEVB
										380 Volts		415 Volts		Kg-m	% FLT	% FLT	% FLT	Kgm^2	Kg	Kg
0.25	0.18	2740	63	61	59.5	55	77.5	69	57	0.60	2.6	0.55	2.4	0.066	335	335	340	0.0019	8	9
		1350	63	63.5	63	58	70	61	49	0.64	2.6	0.59	2.4	0.134	260	260	260	0.0025	9.5	10.5
		910	71	61	57	50	64	55	44	0.73	2.6	0.67	2.4	0.199	260	260	280	0.0073	12	13
		705	80	52	48	39	47	41	34	1.16	3.5	1.06	3.2	0.257	360	350	370	0.0010	16.5	17.5
0.5	0.37	2800	71	75	74	70	85	78	64	0.88	5.3	0.81	4.8	0.130	320	290	310	0.0025	12	13
		1390	71	67	65	59	70	60	48	1.21	5.3	1.11	4.8	0.261	265	245	270	0.0049	12	13
		920	80	66	64	58	67.5	59	46	1.27	5.3	1.17	4.8	0.394	230	215	240	0.0088	16	17
		700	90S	64.5	62	55.5	62	53	43	1.42	5.8	1.30	5.3	0.518	190	180	250	0.0173	20.5	22
0.75	0.55	2780	71	73	72	68	83	75	62.5	1.4	7.9	1.28	7.2	0.196	300	260	280	0.0025	12.5	13.5
		1405	80	71.5	70.5	65	74	65	52	1.61	8.4	1.47	7.7	0.387	260	240	280	0.0072	14	15
		910	80	68	68	63	72	62	49	1.74	6.3	1.59	5.8	0.598	230	210	230	0.0115	17	18
		690	90L	70	70	66	70	61	49	1.74	6.3	1.59	5.8	0.789	180	145	205	0.0228	25	26.5
1	0.75	2785	80	76.5	77	75.5	88	81.5	70	1.68	11	1.54	9.6	0.261	250	230	270	0.0048	14.5	15.5
		1400	80	74	73	69	77	68	54	1.99	11	1.82	10	0.518	260	250	280	0.0088	16	17
		935	90S	74	73	69	71	62	49	2.16	11	1.98	10	0.776	200	185	240	0.0173	21.5	23
		690	100L	68	67	61	66	58	46.5	2.53	11	2.31	10	1.052	190	170	230	0.0326	32	33.5
1.5	1.1	2780	80	78	79	77.5	88.5	83	72.5	2.46	16	2.26	14	0.392	275	250	280	0.0060	17.5	18.5
		1400	90S	74	74	70	79	71	58.5	2.91	16	2.66	14	0.778	210	190	250	0.0137	19.5	21
		935	90L	75	74	69	68.5	60	47	3.31	17	3.03	15	1.164	230	215	270	0.0228	25	26.5
		690	100L	73.5	73.5	71	67.5	60	48	3.43	16	3.14	14	1.578	210	180	220	0.0457	36	37.5
2	1.5	2820	90S	81	81.5	80.5	88	83	73	3.18	20	2.91	18	0.515	260	240	270	0.0099	21.5	23
		1405	90L	76.5	77	74	81	73.5	61	3.66	21	3.35	19	1.033	220	190	250	0.0173	23.5	25
		925	100L	75	74	71	75.5	67.5	54	4	21	3.66	19	1.569	200	190	230	0.0325	33	34.5
		700	112M	71	70	65	67	58	46	4.77	21	4.37	19	2.074	185	160	240	0.0647	41	43
3	2.2	2845	90L	83	84	83	89	85	77	4.6	31	4.21	28	0.765	240	240	290	0.0144	26.5	28
		1425	100L	81	80.5	78.5	82.5	76	63	5.08	34	4.66	31	1.528	250	215	270	0.0325	32	33.5
		950	112M	80.5	80	77.5	76.5	69	56	5.53	34	5.06	31	2.292	190	150	250	0.0584	41	43
		710	132S	81.5	81.5	80	74	66	53	5.64	29	5.17	27	3.067	215	200	250	0.1379	62	65