

Apartemen dengan penekanan interaksi sosial antar penghuni apartemen



LAMPIRAN



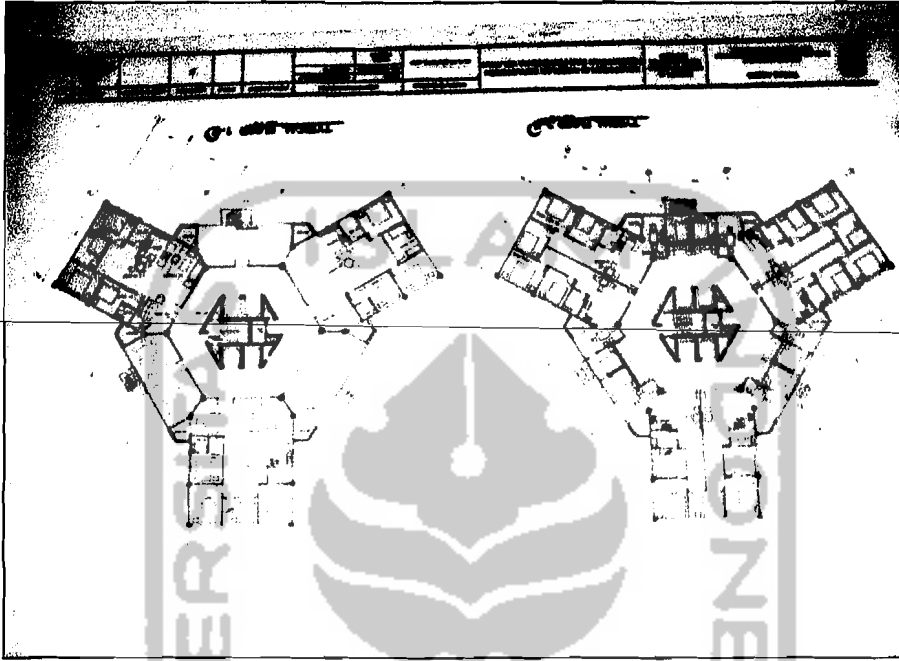
Site Plan



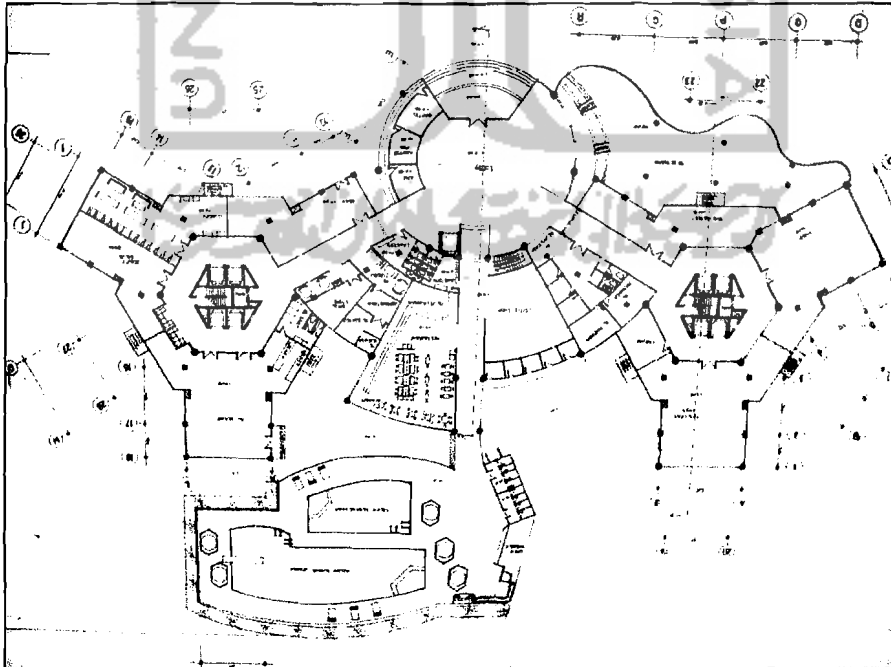
Situasi



Typikal Floor



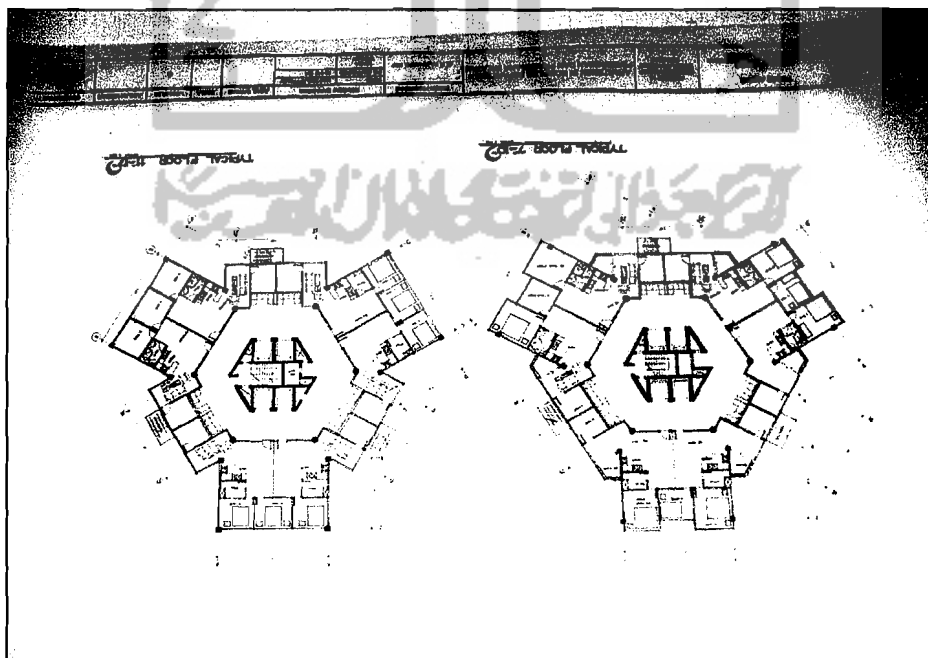
Ground Floor

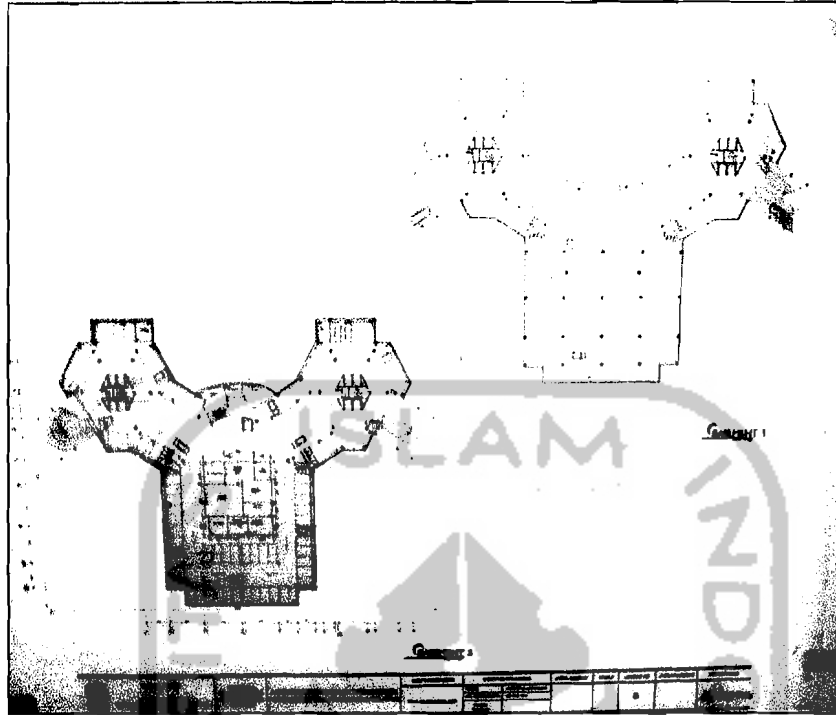


Denah Musholla



Typikal Floor



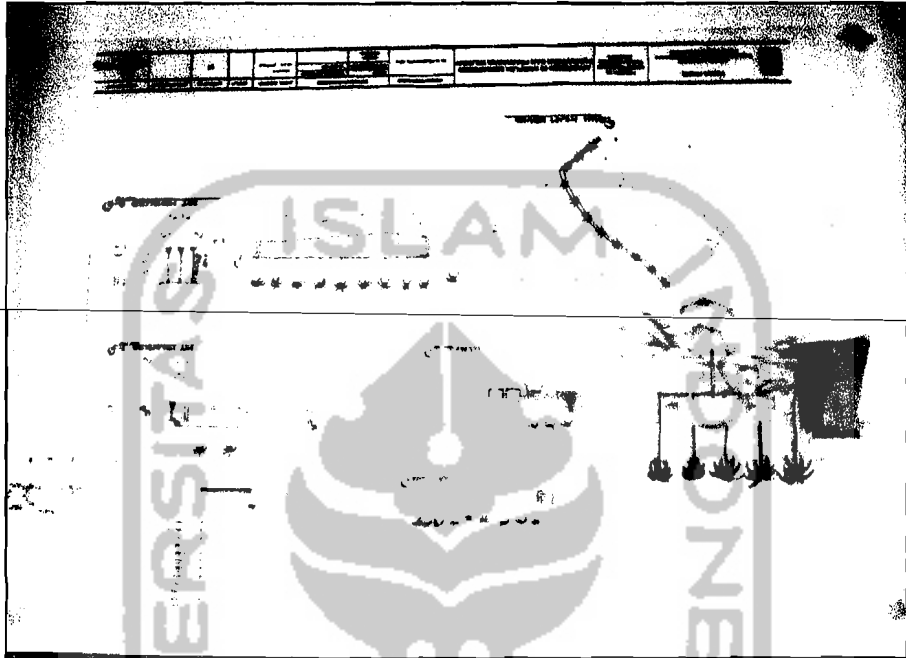


Denah Basement 1 dan 2



Tampak Depan


Rencana Kolam Berenang




Potongan



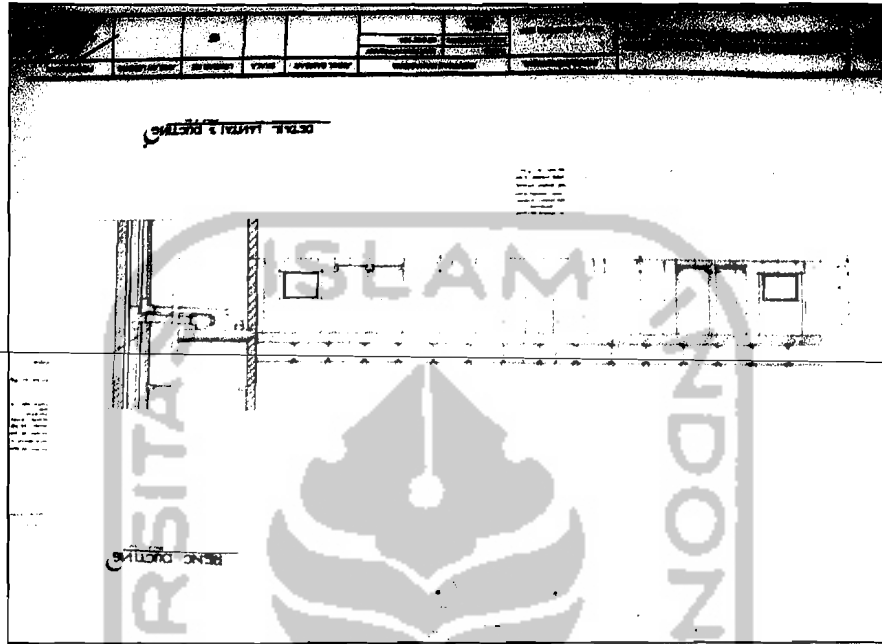
Sistem Rencana Sanitasi



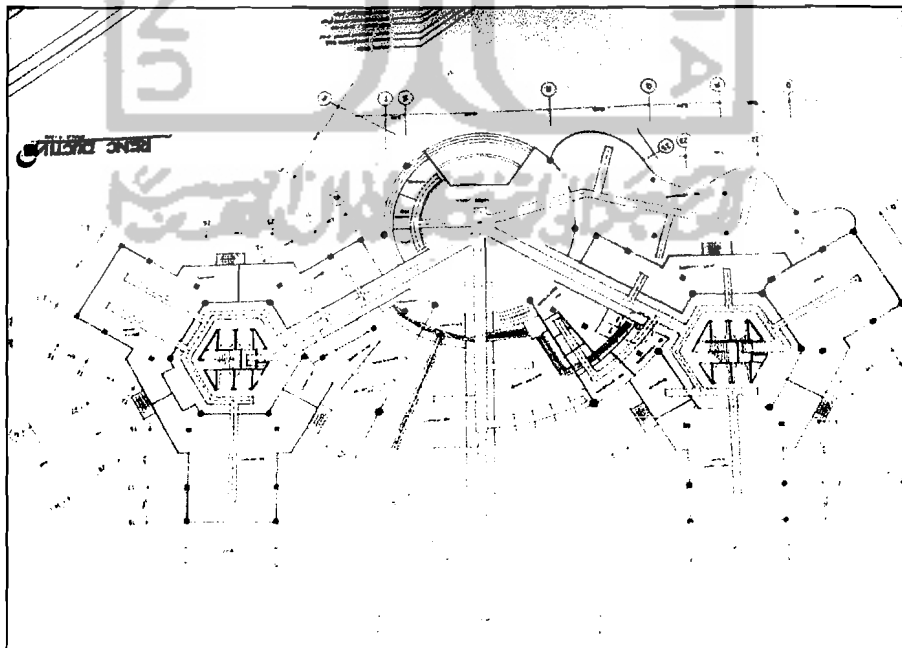
Rencana Kolom Balok

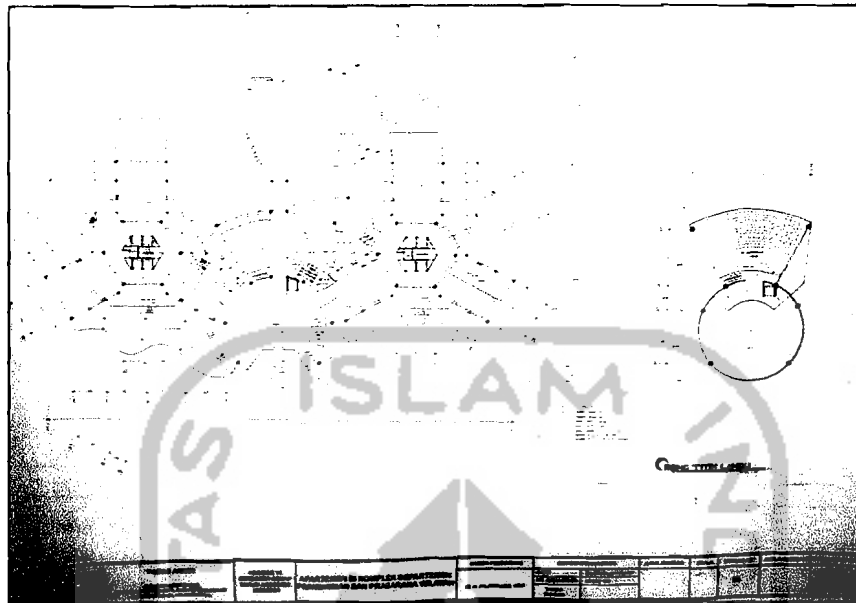


Detail Potongan Lantai

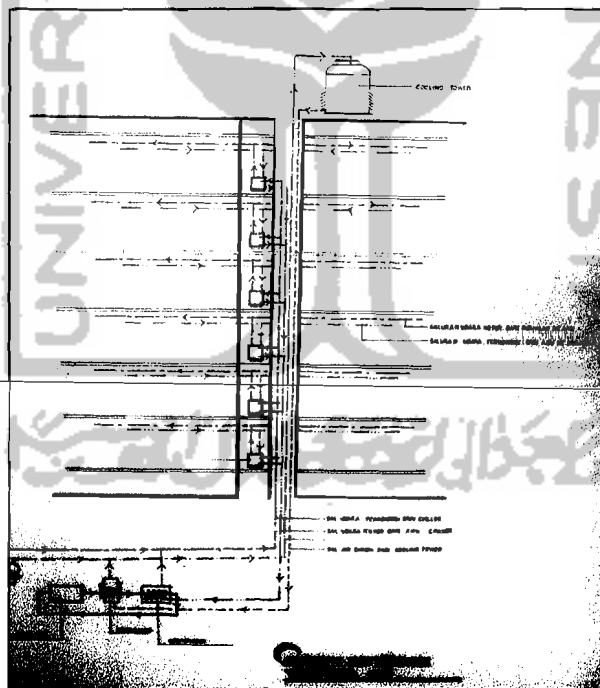


Rencana ducting AC





Rencana Titik Lampu



Sistem distribusi Vertikal AC




Perspektif Interior dan Exterior



Perspektif Interior dan Exterior

Foto Maket 1



Axonometri






Foto Maket 2



Foto Maket 3



**JUMLAH JABATAN STRUKTURAL ESELON 1,2,3, DAN 4
DI LINGKUNGAN DEPARTEMEN KIMPRASWIL
TAHUN 2002**

NO. UNIT	ESELON					Jumlah
	I	II	III	IV	V	
• Berdasarkan KepMen No.01/KPTS/2001						
1. DepartemenKimbangwil	42	156	244	605	8	921
2. Meneg PU	11	117	221	31	0	200
3. BP4SPU	4	8	24	0	0	36
4. Setjen	1	5	16	71	0	104
5. Itjen	1	5	15	8	0	18
6. Bapekin	1	6	29	28	0	46
7. Balitbang	1	6	29	36	0	58
8. Badan SDM	1	6	29	35	0	56
9. Ditjen Taru	1	6	29	67	0	103
10. DitjenTKTD	1	6	29	67	0	103
11. Ditjen Praswil	1	6	29	67	0	103
12. Ditjen Perkim	1	6	29	67	0	103
13. Ditjen SDA	1	6	29	67	0	103
14. Staf Ahli Menteri	1	6	29	67	0	103
Jumlah	84	345	706	114	8	2284
Berdasarkan KepMen No. 375-413/KPTS?M/2001						
15. Balai dan loka				213	183	396
JUMLAH KESELURUHAN	84	345	706	136	191	2680



Gedung Perkantoran Utama di Jakarta diperkirakan beroperasi 1996				
No.	Nama Gedung	Pemilik	Lokasi	Luas (M2)
1.	Time Square	PT. Kalinda Irama	Jln.Rasuna Said	30.000
2.	Century Center	PT. Kanindo Land	Jln Gatot Subroto	40.000
3.	City Tower	PT.Thamrin Graha	Jln. Thamrin	37.000
4.	Empire Tower	PT.Kuningan Persada	Jln. Rasuna Said	86.000
5.	Adhi Karya Building	PT. Adhi Karya	Jln. Gatot Subroto	14.000
6.	Mid Plaza II	PT. Sepakat Tunggul	Jln. Thamrin	25.000
7.	Agro Plaza II	PT. Duta Anggada	Jln. Rasuna Said.	20.000
8.	JakartaStockExchange	PT.DanayasaAdhitama	Jln. Thamrin	40.000
9.	BNI City	BNI, SDRGroup	Jln. Thamrin	72.000
10.	GKBI Tower	Mulia Group, GKBI	Jln. Thamrin	89.000
Jumlah				453.000

Sumber: "Mencari celah ditengah kelebihan pasok".

